

### Points to Note

Parents registered as **SSPA e-Platform (eSSPA)** users and bound their account with **"iAM Smart+"** may submit Secondary One admission applications, and receive notifications for successful applicants (if applicable) and allocation results via eSSPA.

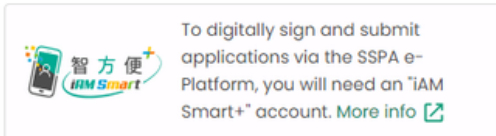
- 1) In general, the account binding cannot be changed once the parent has bound the **"iAM Smart+/iAM Smart"** account to the student's eSSPA account.
- 2) For parents with more than one child participating SSPA in the same cycle, they should first create an account with the information of one of their children, then add the information of the other child(ren) via eSSPA without registering again.

## eSSPA Account Creation Steps

### 01 Access the eSSPA webpage (<https://esspa.edb.gov.hk>) and select "Create Account"

#### New User

Please create your SSPA e-Platform account with the Student Reference Number and activation code, and apply for Secondary 1 place through the Secondary School Places Allocation (SSPA) System 2022/2024



Create Account

#### Current User

Login with iAM Smart

[More Info >](#)

To ensure smooth operation of the SSPA e-Platform, each login is limited to 30 minutes.

The allocation results for SSPA 2022/2024 will be announced on 9 July 2024 (Tuesday). Parents could view allocation results on the SSPA e-Platform starting from 10:00 a.m. on the same day.

### 02 Enter "Student Reference Number" and "Activation Code" (Provided by attending primary school / EDB)



#### Create Account

To start with, please enter the Student Reference Number and Activation Code received from the student's attending primary school.

Student Reference Number

Activation Code

Continue

### 03 Select "Continue with iAM Smart"



#### Account Type

Continue with iAM Smart

Create an account with "iAM Smart" for **fast and easy login**. "iAM Smart+" bound account users may sign digitally to make applications online in the SSPA e-Platform.

Don't have "iAM Smart" yet? [Register Now](#)

[<Back](#)

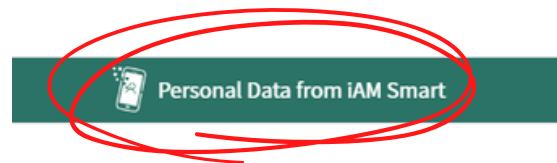
04

#### Log in with "iAM Smart" and authorise "iAM Smart" to provide personal information

Log in with iAM Smart :

1. Please open iAM Smart App in your mobile
2. Tap the scan button in iAM Smart App
3. Scan the QR Code

Scan QR Code



Using **COMPUTER's** browser  
to access the eSSPA webpage

- (i) Open and log in "iAM Smart" App in the mobile phone
- (ii) Tap the scan button in "iAMSmart" App
- (iii) Scan the QR Code



OR

Using **MOBILE PHONE's**  
browser to access the  
eSSPA webpage

Automatically connect  
to the "iAM Smart"  
App in the mobile  
phone and log in "iAM  
Smart"



05

#### Fill in Parent/Guardian Information (including email address, Chinese name, etc.)



Email Address

Confirm Email Address

Parent/Guardian Full Name in English (as in HKID card)

Parent/Guardian Full Name in Chinese (as in HKID card)  
(optional)

HKID number

Next

06

#### Read and agree to the Personal Information Collection Statement. Then, enter the characters shown in the image



I have read and agreed to the Personal Informa

Please enter the characters shown in the image



CLUS

Confirm and Submit

**07 Check email, click on the activation link, and activate the account**

Please click the following hyperlink to activate your eSSPA account:

<https://uat-esspa.edb.gov.hk/create-account/set-password-again?code=eef84843e309a70384f74e94b604f53e5d4a2054706a65e1a255f5e5a1dd30df>

For enquiries, please contact your child's attending primary school (for participating students) or the School Places Allocation Section of the EDB at 2832 7740 or 2832 7700 (for non-participating students).

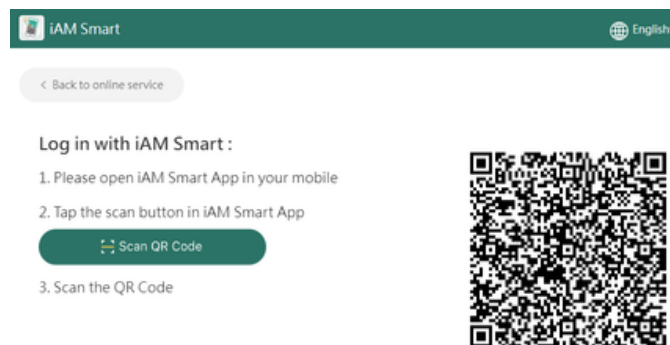
School Places Allocation Section, EDB

(This is an automated email, please do not reply.)

**e-Platform Login Procedures****01 Access the eSSPA webpage  
(<https://esspa.edb.gov.hk>)  
and select "Login with iAM Smart"****Current User**

To ensure smooth operation of the SSPA e-Platform, each login is limited to 30 minutes.

The allocation results for SSPA 2022/2024 will be announced on 9 July 2024 (Tuesday). Parents could view allocation results on the SSPA e-Platform starting from 10:00 a.m. on the same day.

**02 Log in with "iAM Smart"**

Parents may refer to the relevant demonstration video on the "iAM Smart" website about the login steps of "iAM Smart" / "iAM Smart +" for more information.  
Video Link: <https://www.iamsmart.gov.hk/en/media-info.html> or scan the QR code on the right.



**"iAM Smart" Homepage**  
[www.iamsmart.gov.hk/en/](https://www.iamsmart.gov.hk/en/)  
or scan the QR code on the left

**SSPA e-Platform Homepage**  
<https://esspa.edb.gov.hk>  
or scan the QR code on the right

