

Geocaching – A Tool to Enhancing Students' Reading Ability and Writing Skills in English Learning

**Isabella Ma
Vice-Panel Head**

Pui Ching Middle School



**FOR THE LAST THREE YEARS,
WE'VE BEEN TRYING TO PUT
OUR RESOURCES ON THIS....**


What makes them so excited?



NDS? PSP? Books? Computer? Internet?



What about ALL of them?



Pui Ching's English Lesson



Notice these?









What the Students see...



Captain Hook does not ... 👍 ❌

A: [0%] **live with a crocodile**

B: [0%] plan to capture the boys he hates

C: [0%] have a black moustache

D: [0%] have lost one of his hands

程度: 中二
人次: 0
答對: 0%

修改者: english 評價: 0%

Frodo Baggins is not ... 👍 ❌

A: [0%] brave and honest

B: [0%] **well-built**

C: [0%] a Hobbit

D: [0%] asked to take the magic ring to Mordor

程度: 中二
人次: 0
答對: 0%

修改者: english 評價: 0%

Which is not one of the characteristics of Peter Pan? 👍 ❌

A: [0%] with pointed ears

B: [0%] **grows old like ordinary people**

C: [0%] daring

D: [0%] mischievous

程度: 中二
人次: 0
答對: 0%

修改者: english 評價: 0%

Which of the following characters is NOT a classic villain? 👍 ❌

A: [0%] Wicked Queen

B: [0%] Voldemort

C: [0%] Captain Hook

D: [0%] **Batman**

程度: 中二
人次: 0
答對: 0%

修改者: english 評價: 0%

"Mirror, mirror on the wall, who is the ___ of them all?" 👍 ❌

A: [0%] laziest

B: [0%] most beautiful

程度: 中二

What the Teachers see...

成績分析

科目名稱: Test 1
考試日期: Mon 11 Dec 10 10:00

編號	姓名	試卷	試卷	試卷	試卷
<input type="checkbox"/>	2006101	陳永輝	A	D	A
<input type="checkbox"/>	2006102	陳永輝			
<input type="checkbox"/>	2006104	陳永輝	B	C	A
<input type="checkbox"/>	2006107	陳永輝			
<input type="checkbox"/>	2006108	陳永輝			
<input type="checkbox"/>	2006109	陳永輝	D	A	
<input type="checkbox"/>	2006110	陳永輝			
<input type="checkbox"/>	2006111	陳永輝	B		
<input type="checkbox"/>	2006112	陳永輝	B		
<input type="checkbox"/>	2006113	陳永輝	B		
<input type="checkbox"/>	2006114	陳永輝	C	D	A
<input type="checkbox"/>	2006115	陳永輝			
<input type="checkbox"/>	2006116	陳永輝	D	D	
<input type="checkbox"/>	2006117	陳永輝	B	B	
<input type="checkbox"/>	2006118	陳永輝	B		
<input type="checkbox"/>	2006119	陳永輝	B		
<input type="checkbox"/>	2006120	陳永輝	D		
<input type="checkbox"/>	2006121	陳永輝	A		

<input type="checkbox"/>	20061068	梁昕健							
<input type="checkbox"/>	20061069	李兆祺							
<input type="checkbox"/>	20061070	林弘							
<input type="checkbox"/>	20061071	盧卓添		C	B				
<input type="checkbox"/>	20061072	勞紀然							
<input type="checkbox"/>	20061073	盧子和		C	C				
<input type="checkbox"/>	20061076	譚明民		C	B	C			
<input type="checkbox"/>	20061345	黃梓維							
<input type="checkbox"/>	20061080	吳嘉怡							
<input type="checkbox"/>	20061081	楊樂心		B					
<input type="checkbox"/>	20061082	葉文曦		C	C				
本班紀錄			A	0	8	62	0	15	
			B	12	54	8	12	77	
			C	4	15	19	88	4	
			D	65	23	12	0	4	
			E	0	0	0	0	0	
過往紀錄			A	0	0	0	0	0	
			B	0	0	0	0	0	
			C	0	0	0	0	0	
			D	0	0	0	0	0	
			E	0	0	0	0	0	
			Q1	Q1	Q1	Q1	Q1	Q1	

本班人次: 30
參與考試人次: 26

Inter-school Mobile Quiz Contest 2008 hosted by HKU



Gold Medal: Truman Leung (F.2A)
Bronze Medals: Kiki Ng (F.2B) & John Wang (F.2B)
Team Award - 1st Runner-up
Truman Leung (F.2A), Kelvin Chuk (F.2A), Vivian Lau (F.2A), Kiki Ng (F.2B) & John Wang (F.2B)



Transformation

1



2




3




What is Geocaching?




What is Geocaching?

- Treasure Hunt/Orienteering
- Very common to foreigners
- In the game, they will use their mobile phone to find clues and locate their treasure.
- A game that builds team spirit and collaboration skills.
- At PCMS, we use Geocaching to boost students' interests in learning English and enhance their reading ability and writing skills.
- Students will use  to learn English out of the classroom.

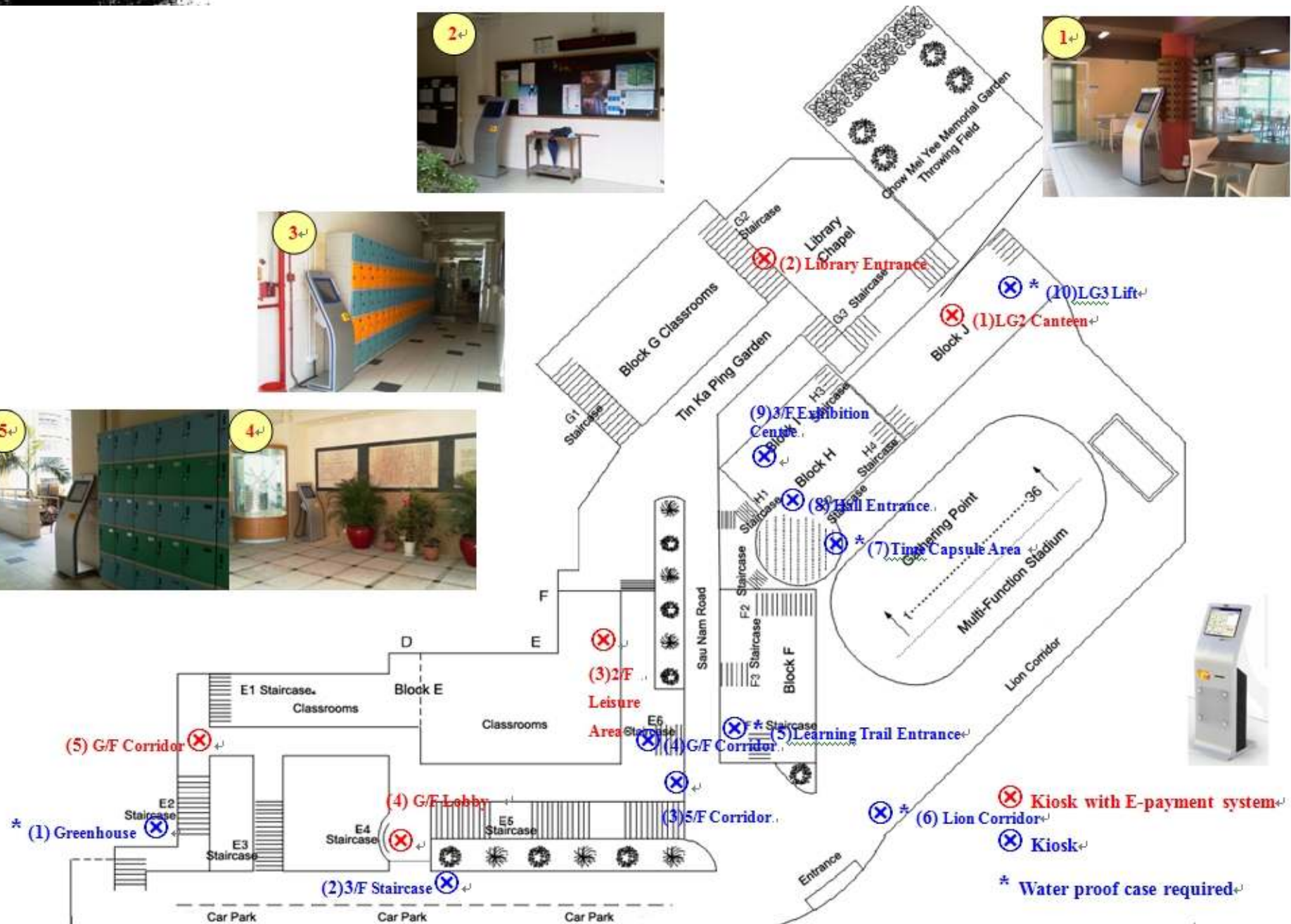


Geocaching - How?

- 15 kiosks – questions pre-set and uploaded them onto our server.
- Divide students into groups.
- Answer all the questions/solve all the problems in each kiosk.
- The fastest group & the group which gets the highest score will be awarded.



Campus Map



Students have to learn how to locate the kiosks using the map



Help students develop their spatial intelligence

The layout of Geocaching



Typing in their log-in name and password



The students have to tackle some problems together!





Problem-solving



Collaborate with others



Communicate with others



Improve English reading, listening & speaking skills



Interesting, real-life, fun

High incentive and motivation

Student-centred

Technology advanced learning

Wanting to be the winner, they run in order to save time!

Help students develop their bodily-kinesthetic intelligence



Feedback

Reflection

Improvement

Strategy

Discovery



Pre-geocaching activity: 1st lesson

Brainstorm different types of crimes:



Lesson Plan: Geocaching – Who's the Murderer?



Gloria, a student in the school, was found dead after school on 15 April. The school is trying to find out whether it's a suicide or murder.


You are the detective. Your task is to find out whether she was murdered (and by whom) or has committed suicide. There are four main suspects. One of the suspects may lie.




Ivy—she is Gloria’s elder half-sister. They have the same father but different mothers.



Tommy—he is Gloria’s boyfriend



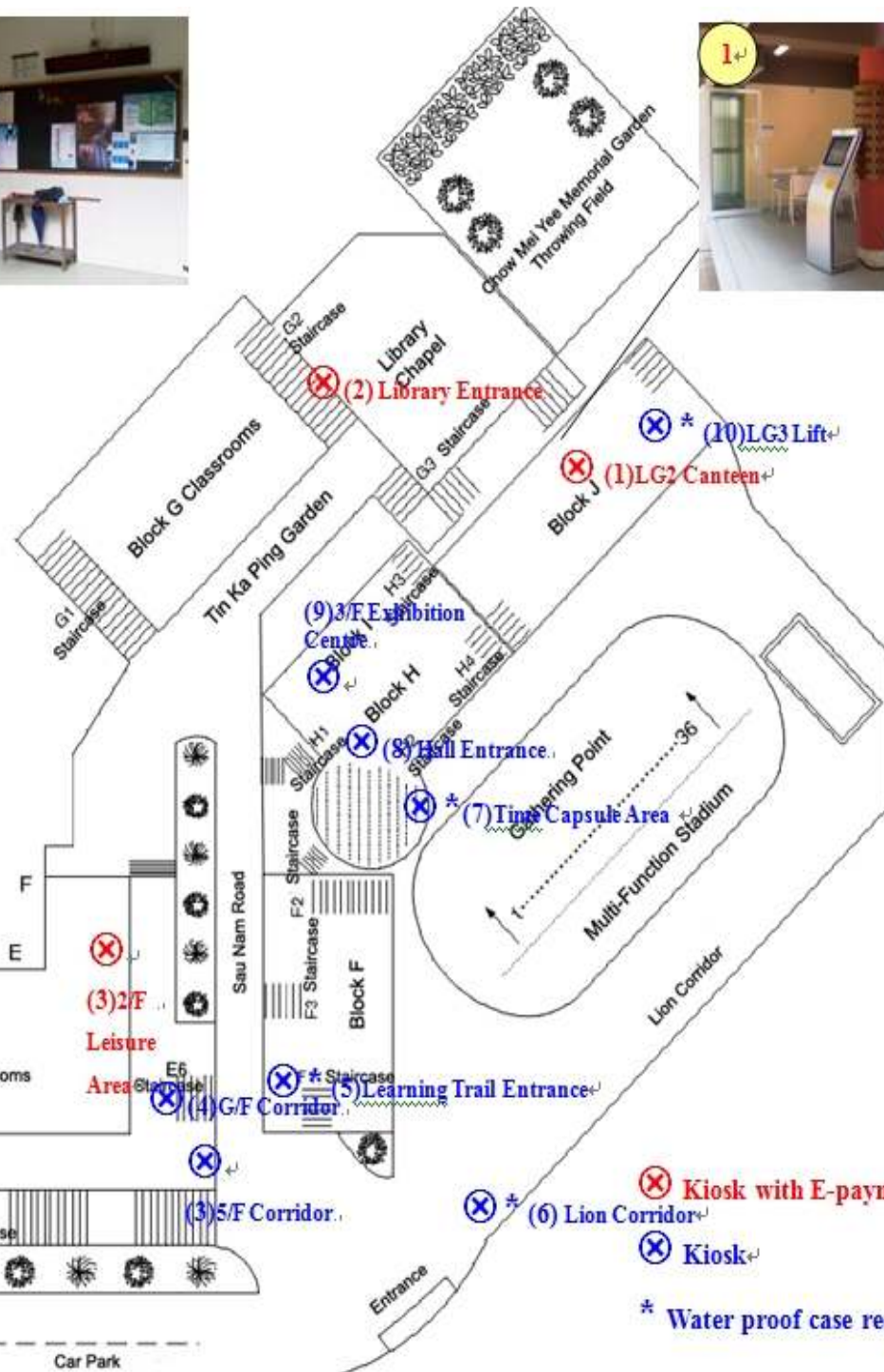
Mr. Kwong—he is Gloria’s Mathematics teacher.



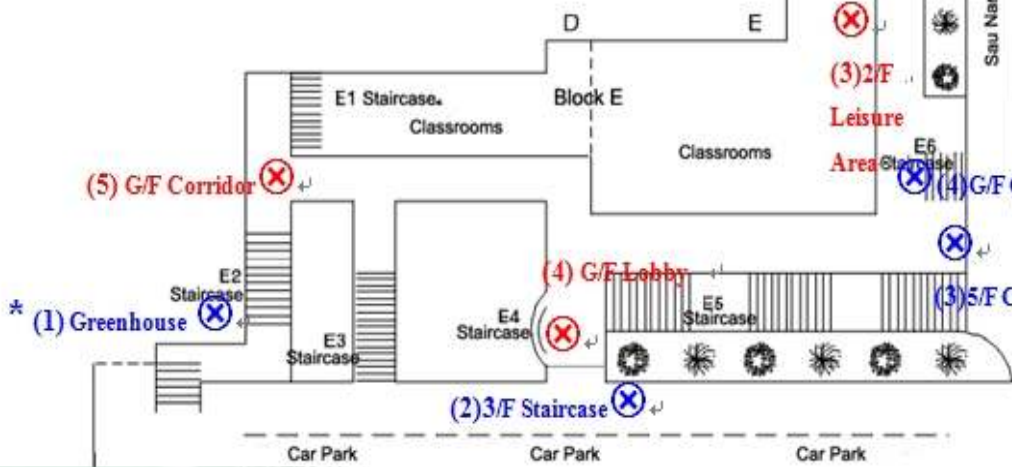
Ada—she is Gloria’s best friend

3 clues





- ⊗ Kiosk with E-payment system
- ⊗ Kiosk
- * Water proof case required




In each group...

Leader




Natvigator



Secretary



Time Keeper



Presenter






A few rules

- 20 minutes = Collect the clues + discuss with your teammates + solve the puzzle
- Stay with your teammates; work as a team
- Make sure you give way to the waiting group when you've finished your first attempt
- Speak in English
- The group that can solve the puzzle the fastest is the winner.

Lesson Plan: Geocaching- Who's the Murderer?

Time allocation	Purposes	Teaching Procedures	Class Organisation	Teaching Strategies
10 mins	<ul style="list-style-type: none"> -To arouse students' interest -To stimulate students' motivation by asking students to solve a puzzle 	<ol style="list-style-type: none"> 1. Teacher tells students that a student in the school was found dead. Students are asked to act as detectives investigating the case. 2. Teacher divides students into groups and asks them to solve the puzzle together. The clues are stored in the touch-screen kiosks. 	T → S	Action Learning Active Learning Collaborative Learning Integrating Technology Discussion
20 mins	<ul style="list-style-type: none"> -To enhance self-autonomous learning, collaborative learning & problem-solving skills -To allow students to communicate and discuss in English -To consolidate the use of passive voice, gerunds, to inf. & bare inf. & the vocab used in detective stories. 	<ol style="list-style-type: none"> 3. Students work together in teams collecting clues stored in the kiosks using the campus map. To get the clues, they need to answer the questions set correctly. 4. Students get back to the classroom and discuss who the murderer is using the clues. 	S ← → S S ← → S	
10 mins	<ul style="list-style-type: none"> -To boost students' confidence in English reading, listening and oral -To facilitate a debriefing 	<ol style="list-style-type: none"> 5. Students present their answer. 6. Teacher encourages students to reflect and gives feedback on their performance. 	S → S & T T → S T ← → S	



A chalkboard with green chalk and a pink eraser. The chalkboard is the background for the text on the left side of the page. There are some white chalk marks on the board, including a large 'X' and some curved lines.

Kiosk A- Canteen

QA1 Two suspects _____ yesterday in connection with the robbery.

A. arrested

B. was arrested

C. were arrested

QA2 Police have found a vital clue, which helps them _____ the mystery.

A. solving

B. solve

C. solved

Clue A1 : A dead female body was found beside a charcoal burner.

QA3 She was ashamed _____ anyone about her being dumped.

A. tell

B. to tell

C. telling

QA4 Ryan has got straight As in the HKCEE, and his brother was so _____ of it, since he only got a B.

A. happy

B. contented

C. jealous

Clue A2 : Student A—I heard a quarrel upstairs after school on 15 April. Then there was a sorrowful scream.

QA5 People often try to _____ (carry illegally) drugs from one country to another.

A. transport

B. transfer

C. smuggle

Clue A3 : Tommy—Ivy is jealous of Gloria because she knows their father is going to leave all the money to Gloria after he's dead. I saw her walking suspiciously towards the Greenhouse .



During the de-briefing session, students take initiative to reflect on their own performance and give feedback to other teams. In this picture, Max is sharing with his classmates the strategy their team used while playing Geocaching.



Before playing Geocaching, each team is given a campus map so that they can identify where the touch-screen kiosks are located.



Students enjoy playing this challenging and educational game!



Cheers! The winning team is very happy with their performance.



Post-geocaching activities:

- **CREATING A DETECTIVE GAME**
- **WRITING A DETECTIVE STORY**
- **WRITING A REFLECTION**

A Detective Story written by our S1 student

“Hi! I’m Jennifer. I need your help. My friend Ann was killed by someone, and I want to know who it is. I need Nigel to help me.” A woman spoke on the phone.

“No problem. I’ll arrange time for you to see Nigel.” Peter told Jennifer

Scene 2

← Use of scenes to construct plots

Jennifer was drinking coffee, waiting for Nigel, very anxious.

“Hi! I’m Nigel, are you Jennifer?” Nigel appeared.

“Yes. Nice to meet you. Let’s talk about my friend’s death, her name is Ann, she is a very nice girl.” She started to break down, tears were coming out.

“Please continue.”

“Her body was found in the sea, I suspect she was murdered. I really want to know who killed her, please find it out. By the way, the police found this beside her, floating in the sea.” Jennifer lent Nigel a paper.

“Ann, you forced me to do it.” Nigel read the paper.

“I got one suspect, his name is Don, and he is a usurer. One year ago, Ann borrowed money from him, but she got no money to pay back, so I think he killed Ann and threw her body into the sea. Please help me figure it out.” Jennifer implored.

“Okay. I’ll help you.”

← clues





"Yes, I'm sure."

"Then, you're arrested Nigel locked her with the shackles.

"What? Get you hands off me!"

"Let me explain to you. I checked Ann's phone record, and I found your number on 22nd on the list, that means you call her on 22nd, but you said you can saw her being killed on 21st, which means you're lying, you killed Ann, don't you?"

"Okay, you got me. It seems like I've nowhere to hide."

"But why you have to kill her? You are a nice girl."

"As a matter of fact, I have been working with her for two years, we are in the same rank, my boss treats her very well, but he treats me badly, I felt indignation and being treated unfair. On the next day, my boyfriend said he want to break up with me because he has fallen in love with Ann, I was very angry, I decided to kill her," Janice was flushed.

Nigel took Janice to the police station and went back to his office, continued his smoke...

←plot

←clues

all!

using conflicts among characters to construct the plot

★ Zhang Yi.
10/10 Excellent ★!

all clues and valid justification ✓

Reflections written by our S1 students

.....I love Geocaching! Although we didn't win the game, it is definitely one of the most exciting games that I have ever played during English lessons. During the debriefing, Miss Ma invited us to discuss the strategies we used in playing the game. Each of my classmates shared their strategies and it was very meaningful. **We learnt that we should have planned the route first because without planning, we can get to nowhere.** Of course, **answering the questions carefully is important too as it is the way to get scores.** I am confident that our group can win in this game next time!

Law Siu Chung Form 1F

.....During Geocaching, something interesting happened to our group. As Justin and I wanted to reach the last checkpoint before other groups arrived, we ran down Sau Nam Road as quickly as possible. **Miss Ma saw us and shouted, 'Be careful! Two snowballs!' We stopped immediately using laughters to cover our embarrassment and our teammates all hesitated to run down like us after hearing what Miss Ma said.**


Geocaching was **not an individual task.** That's why working with my teammates has become crucial. **This challenging game also enhanced my English, especially on adjectives and reading comprehension.** I hope I can play this game again very soon!

Shin Wan Chung, Jeffrey Form 1D



...It is played in teams. In this game, we are only allowed to speak in English and if someone breaks the rule, marks will be deducted from their team. The time limit given by our English teacher is 30 minutes but then we have to run to 5 different checkpoints where the touch-screen kiosks are located in an attempt to answer the pre-set questions. After completing every single questions, we need to rush back to the classroom. The winner is the group with the highest score so when we answer the questions, we strive our best not to make any mistakes. There is a special role for each member in the team – the leader, the navigator, the time-keeper, the secretary and the presenter. **The navigator is the one holding the map and leads the team to the correct places, so he/she is indeed a very crucial person of the group.**

Li Yan Tung, Esther Form 1F



...Geocaching is a very challenging game! Not only do we have to **take our teammates' opinions into consideration and cooperate with them, we also have to maintain team spirit** as it is very essential if we want to succeed in the game. I personally have learnt a lot playing this game such as using a map to locate different places, using advanced technology to learn English, collaborating with my teammates. Although we are not the champion, we are the fastest group! Anyway, I enjoy the game very much and I am looking forward to the coming Geocaching!

Poon Long Ching, Ernest Form 1F


600 500

What if we don't have any kiosks?

... here.
... room and the room
... you can borrow books there too.
... name of the room and take a brochure
... your Science teacher will bring you to try
... to this special room. Where is it?
... on your game sheet
... English teachers take rest and write down
... a place you must go through when you enter the room and where your
... cabinet is located (counting it from the entrance, which row
... nearby. Write down his English name and draw the badge that represents
... your school.
... read English or play board games.
... Action: Go right there and write TVIO different board games' names on your game
sheet!

1.	Tuck Shop	2.	F701 Black Box Theatre
3.	Football	4.	F701 Gymnasium
5.	H4601 Visual art	6.	Assembly Room
7.	Control Room	8.	F102 Hall
9.	Chapel, G103	10.	G104
11.	Block E, E405 I-S	12.	English Staff Room
13.	Joe, PVI China	14.	Scrabble

English School











E, E405 Is room



4.

6.

8.

10.

12. English staff room the end of the third row

14.



Questions & Answers