





# 2020／21 學年學生人數統計

## (幼稚園、小學及中學)

# Student Enrolment Statistics, 2020/21

## (Kindergartens, Primary and Secondary Schools)

有關本刊物的查詢，請聯絡：

Enquiries about this publication can be directed to:

	主題 Topic	查詢電話 Enquiry Telephone No.	電郵地址 Email Address
幼稚園 Kindergartens	學生統計 Enrolment Statistics	3509 8442	<a href="mailto:edstat@edb.gov.hk">edstat@edb.gov.hk</a>
	幼稚園數目 Number of Kindergartens	2186 8993	<a href="mailto:eokga2@edb.gov.hk">eokga2@edb.gov.hk</a>
小學 Primary Schools	學生統計 Enrolment Statistics	3509 8442	<a href="mailto:edstat@edb.gov.hk">edstat@edb.gov.hk</a>
	學校數目 Number of Schools	3509 8465	<a href="mailto:sd_centralteam1@edb.gov.hk">sd_centralteam1@edb.gov.hk</a>
中學 Secondary Schools	學生統計 Enrolment Statistics	3509 8442	<a href="mailto:edstat@edb.gov.hk">edstat@edb.gov.hk</a>
	學校數目 Number of Schools	3509 8465	<a href="mailto:sd_centralteam1@edb.gov.hk">sd_centralteam1@edb.gov.hk</a>



# 目錄 CONTENTS

		頁數 Page
簡介	INTRODUCTION	1 - 3
統計表	TABLES	
	I. 所有學校 All Schools	7 - 17
	II. 幼稚園 Kindergartens	21 - 38
	III. 小學 Primary Schools	41 - 56
	IV. 中學 Secondary Schools	59 - 76
	V. 特殊教育 Special Education	79 - 81
統計圖	CHARTS	7 - 62
名詞釋義	GLOSSARY OF TERMS	85 - 90

# 目錄 CONTENTS

頁數 Page

## 統計表 TABLES

### I. 所有學校 All Schools

1.1	2010年至2020年日校數目 — 按學校類別統計 Day Schools by Type/Sector, 2010-2020	11
1.2	2010年至2020年私立中學夜校數目 Number of Private Secondary Evening Schools, 2010-2020	12
1.3	2010年至2020年日校學生人數 — 按學校類別統計 Student Enrolment in Day Schools by Type/Sector, 2010-2020	13
1.4	2010年至2020年其他日間中學課程學生人數 Student Enrolment in Other Secondary Day Courses, 2010-2020	17
1.5	2010年至2020年夜間中學課程學生人數 Student Enrolment in Secondary Evening Courses, 2010-2020	17

### II. 幼稚園 Kindergartens

2.1	2010年至2020年幼稚園學額及學生人數 — 按級別統計 Accommodation and Student Enrolment in Kindergartens by Grade, 2010-2020	
	(A) 本地及非本地幼稚園 Local and Non-local Kindergartens	21
	(B) 本地幼稚園 Local Kindergartens	22
	(C) 非本地幼稚園 Non-local Kindergartens	23
	(D) 參加學前教育學券計劃/ 幼稚園教育計劃的幼稚園 Kindergartens Joining the Pre-primary Education Voucher Scheme/ Kindergarten Education Scheme	24
2.2	2020年幼稚園學額及學生人數 — 按學校宗教背景統計 Accommodation and Student Enrolment in Kindergartens by Religious Background of School, 2020	26
2.3	2020年幼稚園學額及學生人數 — 按幼稚園類別及級別統計 Accommodation and Student Enrolment in Kindergartens by Type of Kindergarten and Grade, 2020	27
2.4	2020年幼稚園學額及學生人數 — 按幼稚園類別及上課時間統計 Accommodation and Student Enrolment in Kindergartens by Type of Kindergarten and Session, 2020	28

# 目錄 CONTENTS

	頁數 Page	
<b>統計表(續) TABLES (Cont'd)</b>		
2.5	2020年幼稚園學額及學生人數 — 按幼稚園類別、級別及上課時間統計 Accommodation and Student Enrolment in Kindergartens by Type of Kindergarten, Grade and Session, 2020	29
2.6	2020年幼稚園學額及學生人數 — 按分區及幼稚園類別統計 Accommodation and Student Enrolment in Kindergartens by District and Type of Kindergarten, 2020	30
2.7	2020年幼稚園學額及學生人數 — 按分區及級別統計 Accommodation and Student Enrolment in Kindergartens by District and Grade, 2020	
	(A) 本地及非本地幼稚園 Local and Non-local Kindergartens	31
	(B) 本地幼稚園 Local Kindergartens	32
	(C) 參加幼稚園教育計劃的幼稚園 Kindergartens Joining the Kindergarten Education Scheme	33
2.8	2020年幼稚園學額及學生人數 — 按分區及上課時間統計 Accommodation and Student Enrolment in Kindergartens by District and Session, 2020	
	(A) 本地及非本地幼稚園 Local and Non-local Kindergartens	34
	(B) 本地幼稚園 Local Kindergartens	35
	(C) 參加幼稚園教育計劃的幼稚園 Kindergartens Joining the Kindergarten Education Scheme	36
2.9	2020年幼稚園學生人數 — 按級別、性別及年齡統計 Student Enrolment in Kindergartens by Grade, Sex and Age, 2020	
	(A) 本地及非本地幼稚園 Local and Non-local Kindergartens	37
	(B) 本地幼稚園 Local Kindergartens	38
<b>III. 小學 Primary Schools</b>		
3.1	2010年至2020年小學開辦班數、學額、學生人數及重讀生人數 — 按級別統計 Operating Classes, Accommodation, Student Enrolment and Repeaters in Primary Schools by Grade, 2010-2020	41
3.2	2010年至2020年小學開辦班數、學額、學生人數及重讀生人數 — 按學校類別統計 Operating Classes, Accommodation, Student Enrolment and Repeaters in Primary Schools by Sector, 2010-2020	42

# 目錄 CONTENTS

		頁數 Page
<b>統計表(續) TABLES (Cont'd)</b>		
3.3	2020年小學開辦班數、學額、學生人數及重讀生人數 — 按學校類別及級別統計 Operating Classes, Accommodation, Student Enrolment and Repeaters in Primary Schools by Sector and Grade, 2020	45
3.4	2020年小學開辦班數、學額及學生人數 — 按學校宗教背景統計 Operating Classes, Accommodation and Student Enrolment in Primary Schools by Religious Background of School, 2020	46
3.5	2020年小學開辦班數 — 按分區及級別統計 Operating Classes in Primary Schools by District and Grade, 2020	
	(A) 所有學校 All Schools	47
	(B) 公營及直接資助計劃學校 Public Sector and Direct Subsidy Scheme Schools	48
	(C) 國際及其他私立學校 International and Other Private Schools	49
3.6	2020年小學學額 — 按分區及級別統計 Accommodation in Primary Schools by District and Grade, 2020	
	(A) 所有學校 All Schools	50
	(B) 公營及直接資助計劃學校 Public Sector and Direct Subsidy Scheme Schools	51
	(C) 國際及其他私立學校 International and Other Private Schools	52
3.7	2020年小學學生人數 — 按分區及級別統計 Student Enrolment in Primary Schools by District and Grade, 2020	
	(A) 所有學校 All Schools	53
	(B) 公營及直接資助計劃學校 Public Sector and Direct Subsidy Scheme Schools	54
	(C) 國際及其他私立學校 International and Other Private Schools	55
3.8	2020年小學學生人數 — 按級別、性別及年齡統計 Student Enrolment in Primary Schools by Grade, Sex and Age, 2020	56
<b>IV. 中學 Secondary Schools</b>		
4.1	2010年至2020年中學日校開辦班數、學額、學生人數及重讀生人數 — 按級別統計 Operating Classes, Accommodation, Student Enrolment and Repeaters in Secondary Day Schools by Grade, 2010-2020	59
4.2	2010年至2020年中學日校開辦班數、學額、學生人數及重讀生人數 — 按學校類別統計 Operating Classes, Accommodation, Student Enrolment and Repeaters in Secondary Day Schools by Sector, 2010-2020	60



# 目錄 CONTENTS

	頁數 Page
統計表(續) TABLES (Cont'd)	
4.3 2020年中學日校開辦班數、學額、學生人數及重讀生人數 — 按學校類別及級別統計 Operating Classes, Accommodation, Student Enrolment and Repeaters in Secondary Day Schools by Sector and Grade, 2020	63
4.4 2020年中學日校開辦班數、學額及學生人數 — 按學校宗教背景統計 Operating Classes, Accommodation and Student Enrolment in Secondary Day Schools by Religious Background of School, 2020	64
4.5 2020年中學日校開辦班數 — 按分區及級別統計 Operating Classes in Secondary Day Schools by District and Grade, 2020	
(A) 所有學校 All Schools	65
(B) 公營及直接資助計劃學校 Public Sector and Direct Subsidy Scheme Schools	66
(C) 國際及其他私立學校 International and Other Private Schools	67
4.6 2020年中學日校學額 — 按分區及級別統計 Accommodation in Secondary Day Schools by District and Grade, 2020	
(A) 所有學校 All Schools	68
(B) 公營及直接資助計劃學校 Public Sector and Direct Subsidy Scheme Schools	69
(C) 國際及其他私立學校 International and Other Private Schools	70
4.7 2020年中學日校學生人數 — 按分區及級別統計 Student Enrolment in Secondary Day Schools by District and Grade, 2020	
(A) 所有學校 All Schools	71
(B) 公營及直接資助計劃學校 Public Sector and Direct Subsidy Scheme Schools	72
(C) 國際及其他私立學校 International and Other Private Schools	73
4.8 2020年中學日校學生人數 — 按級別、性別及年齡統計 Student Enrolment in Secondary Day Schools by Grade, Sex and Age, 2020	74
4.9 2010年至2020年其他日間中學課程學生人數 — 按級別統計 Student Enrolment in Other Secondary Day Courses by Grade, 2010-2020	75
4.10 2010年至2020年夜間中學課程學生人數 — 按級別統計 Student Enrolment in Secondary Evening Courses by Grade, 2010-2020	76

# 目錄 CONTENTS

統計表(續) TABLES (Cont'd)		頁數 Page
<b>V.</b>	<b>特殊教育 Special Education</b>	
5.1	2010年至2020年特殊學校及設有特殊班的普通學校數目 Number of Special Schools and Ordinary Schools with Special Classes, 2010-2020	79
5.2	2010年至2020年接受特殊教育（包括普通學校的特殊班）學生人數－按程度統計 Student Enrolment in Special Education (Including Special Classes in Ordinary Schools) by Level, 2010-2020	80
5.3	2010年至2020年本地特殊學校學生人數－按程度及類別統計 Student Enrolment in Local Special Schools by Level and Category, 2010-2020	81

# 目錄 CONTENTS

		頁數 Page
<b>統計圖 CHARTS</b>		
1	2020年日校數目及學生人數 – 按學校分類統計 Number of Day Schools and Student Enrolment by School Type, 2020	7
2	2020年幼稚園數目及學生人數 – 按幼稚園類別統計 Number of Kindergartens and Student Enrolment by Type of Kindergarten, 2020	8
3	2020年普通小學數目及學生人數 – 按學校類別統計 Number of Ordinary Primary Schools and Student Enrolment by Sector, 2020	9
4	2020年普通中學日校數目及學生人數 – 按學校類別統計 Number of Ordinary Secondary Day Schools and Student Enrolment by Sector, 2020	10
5	2010年至2020年幼稚園學生人數 – 按幼稚園類別統計 Student Enrolment in Kindergartens by Type of Kindergarten, 2010-2020	14
6	2010年至2020年小學學生人數 – 按學校類別統計 Student Enrolment in Primary Schools by Sector, 2010-2020	15
7	2010年至2020年中學日校學生人數 – 按學校類別統計 Student Enrolment in Secondary Day Schools by Sector, 2010-2020	16
8	2010年至2020年幼稚園學額及學生人數 Accommodation and Student Enrolment in Kindergartens, 2010-2020	25
9	2010年至2020年小學學額及學生人數 Accommodation and Student Enrolment in Primary Schools, 2010-2020	43
10	2010年至2020年小學每班平均人數 Average Class Size in Primary Schools, 2010-2020	44
11	2010年至2020年中學日校學額及學生人數 Accommodation and Student Enrolment in Secondary Day Schools, 2010-2020	61
12	2010年至2020年中一每班平均人數 Average Class Size in Secondary One, 2010-2020	62



## 簡介

1. 本報告列載普通幼稚園、小學及中學的學生人數詳細統計數字，亦包括為有特殊教育需要學生而設學校的學生人數基本統計數字。
2. 本報告所載的學生人數統計數字，是根據教育局各資訊系統所備存的行政記錄，以及學校教育統計組按年進行「學生人數統計調查」所搜集的數據編製而成。就 2020/21 學年的統計數字而言，大部分數據（主要包括所有公營中、小學和參加幼稚園教育計劃的幼稚園的數據）是來自上述資訊系統；而餘下有關國際和其他私立中、小學的數據，以及上述資訊系統未能提供的一些有關幼稚園和直接資助計劃中、小學的特定數據項目，則是透過「學生人數統計調查」搜集得來。是項統計調查的回應率為 100%。
3. 除註明外，所有幼稚園、小學及中學的學生統計數字均反映該學年 9/10 月的情況。為簡化代號，本報告會以學年開始的年份來表示某一學年，即 2020 年的數字是指 2020/21 學年的數字。

## Introduction

1. This report presents detailed statistics on student enrolment in ordinary kindergartens, primary and secondary schools. Basic statistics on enrolment in schools for students with special educational needs are also included.
2. Student enrolment statistics contained in this report are compiled based on administrative records kept in the Bureau's information systems as well as data collected via the annual Student Enrolment Survey conducted by the School Education Statistics Section. For statistics of the 2020/21 school year, the main bulk of data, covering primarily all public sector primary and secondary schools as well as kindergartens participating in the Kindergarten Education Scheme, were available from the information systems. The remaining data, being those of international and other private primary and secondary schools as well as selected data items of kindergartens and Direct Subsidy Scheme primary and secondary schools, that were not available from the information systems, were collected via the survey. The survey achieved a response rate of 100%.
3. Unless otherwise stated, all enrolment statistics for kindergartens, primary and secondary schools refer to the position as at September/October of the respective school years. To simplify the notations, the year that a school year commences is used to represent the school year hereafter. In other words, statistics for 2020 refer to those for the 2020/21 school year.

## 簡介 (續)

4. 由 2005 年 9 月 1 日開始，當局實施協調學前服務的措施，凡提供 3 歲或以上學前服務的機構（包括過往受社會福利署監管且提供 0 至 6 歲或 2 至 6 歲服務的幼兒中心），均須根據《教育條例》（第 279 章）註冊為幼稚園，並以幼稚園或幼稚園暨幼兒中心的模式營辦。下文所述的「幼稚園」，已包括「幼稚園暨幼兒中心」。有關幼稚園的數字包括幼稚園暨幼兒中心開辦的幼兒班、低班及高班的數字。
5. 本報告內中五級別的統計數字亦包括於 2005/06 至 2010/11 學年間由直接資助計劃高中學校開辦的「中五以上程度一年制課程」。
6. 當局於 2008/09 學年起，透過公營學校提供免費高中教育，並由 2009 年 9 月開始，在中四推出三年的新高中學制。因此，由 2011 年開始有關中六學生的數字是反映就讀新高中學制的學生，並不能與較早年份的數字比較。此外，新高中學制亦於 2012/13 學年全面推行，本地課程自該學年起沒有中七津貼學額。

## Introduction (Cont'd)

4. Upon harmonisation of pre-primary services on 1 September 2005, all pre-primary institutions providing services for children aged 3 or above (including child care centres providing services for children aged 0-6 or 2-6 supervised by the Social Welfare Department before then) are registered as kindergartens under the Education Ordinance (Cap. 279) and are operated as kindergartens or kindergarten-cum-child care centres. Kindergartens hereafter mentioned include these kindergarten-cum-child care centres. Figures for kindergartens include nursery, lower and upper classes in kindergarten-cum-child care centres.
5. Enrolment statistics for Secondary 5 in this report also cover 1-year Post-Secondary 5 Courses run by senior secondary schools under the Direct Subsidy Scheme (launched during the 2005/06 to 2010/11 school years).
6. Starting from the 2008/09 school year, senior secondary education is provided free through public sector schools. The 3-year senior secondary education under the New Senior Secondary Academic Structure was implemented in Secondary 4 in September 2009. Therefore, figures for Secondary 6 students from 2011 onwards referred to students enrolled under the New Senior Secondary Academic Structure. Accordingly, they are not comparable to figures for earlier years. Moreover, upon the full implementation of the New Senior Secondary Academic Structure in 2012/13 school year, there are no subsidised Secondary 7 places under the local curriculum starting from that school year.

## 簡介 (續)

7. 為方便編製按級別的統計數字，本局已要求提供非本地正規課程的學校（主要為國際學校），按相等於本地正規課程的級別程度劃分提供按級別的學生數據。小學的統計數字亦包括國際小學開辦的預備班的數字。
8. 為方便讀者了解學生人數統計的各項數字，本報告的最後部分附有「名詞釋義」，列出學生人數統計中各主要名詞的定義。這些名詞的定義或會與教育局其他分部／組所用的定義不盡相同，故不能視為其他用途的正式定義。

## Introduction (Cont'd)

7. To facilitate the compilation of statistics by grade, schools offering non-local formal curriculum (mainly refer to international schools) have been requested to provide the student data by grade according to the grades equivalent to those of the local formal curriculum. Figures for primary schools also cover figures of preparatory classes operated by international primary schools.
8. To facilitate better understanding of the statistics, a glossary listing the definitions of major terms is given at the end of this report. The definitions listed may differ from those used by other divisions/sections of the Education Bureau and should NOT therefore be taken as OFFICIAL ones to be adopted for other purposes.

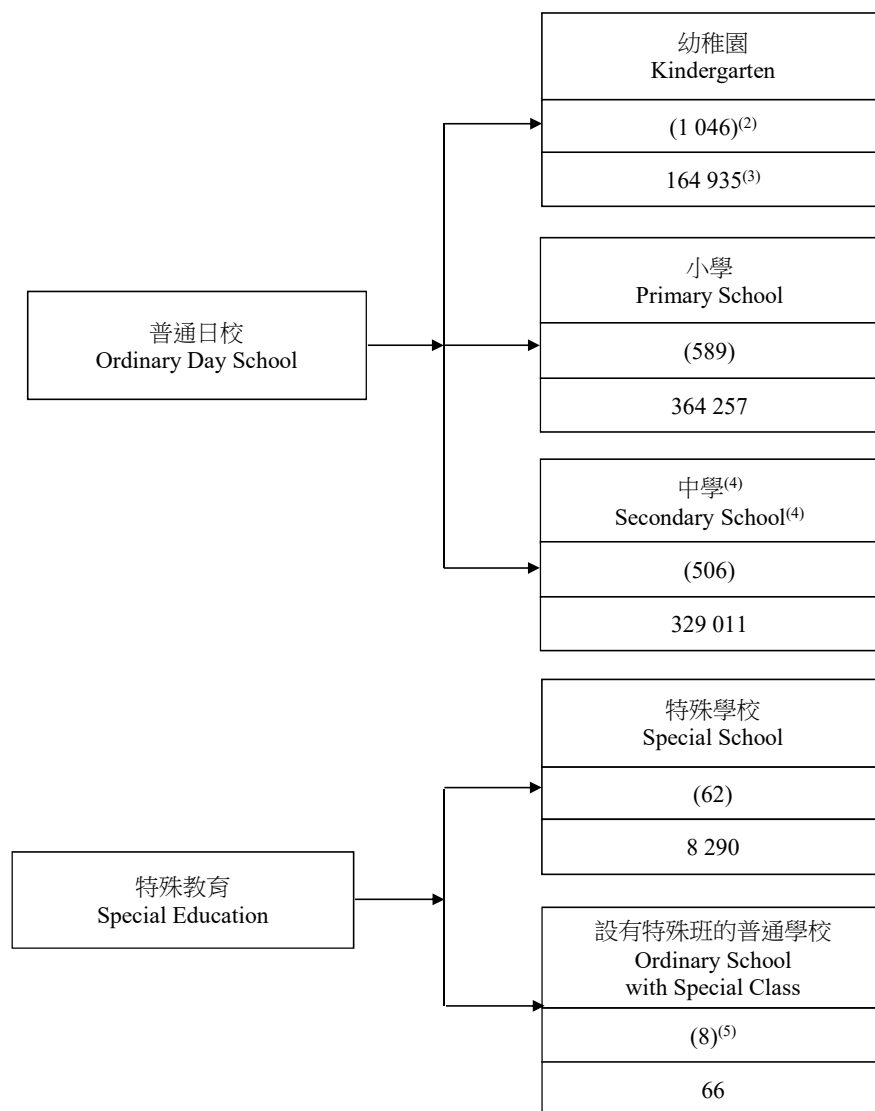




**I**  
所有學校  
**All Schools**



圖 1 2020年日校數目<sup>(1)</sup>及學生人數 – 按學校分類統計  
 Chart 1 Number of Day Schools<sup>(1)</sup> and Student Enrolment by School Type, 2020



- 註：
- 學生人數反映2020年10月15日的情況。
  - (1) 只包括在教育局註冊的學校。
  - (2) 數字包括幼稚園暨幼兒中心。
  - (3) 數字包括幼稚園暨幼兒中心的幼兒班、低班及高班。
  - (4) 數字不包括營辦補習班、職業訓練及成人教育的私立學校。這些學校亦可能開辦日間中學課程。
  - (5) 指有開辦特殊班的普通學校，只有很少數的非公營普通學校開辦特殊班。其數字亦計算在相應的普通小學和中學學校數目內。
  - ( ) 括號內之數字代表所示的學校數目。

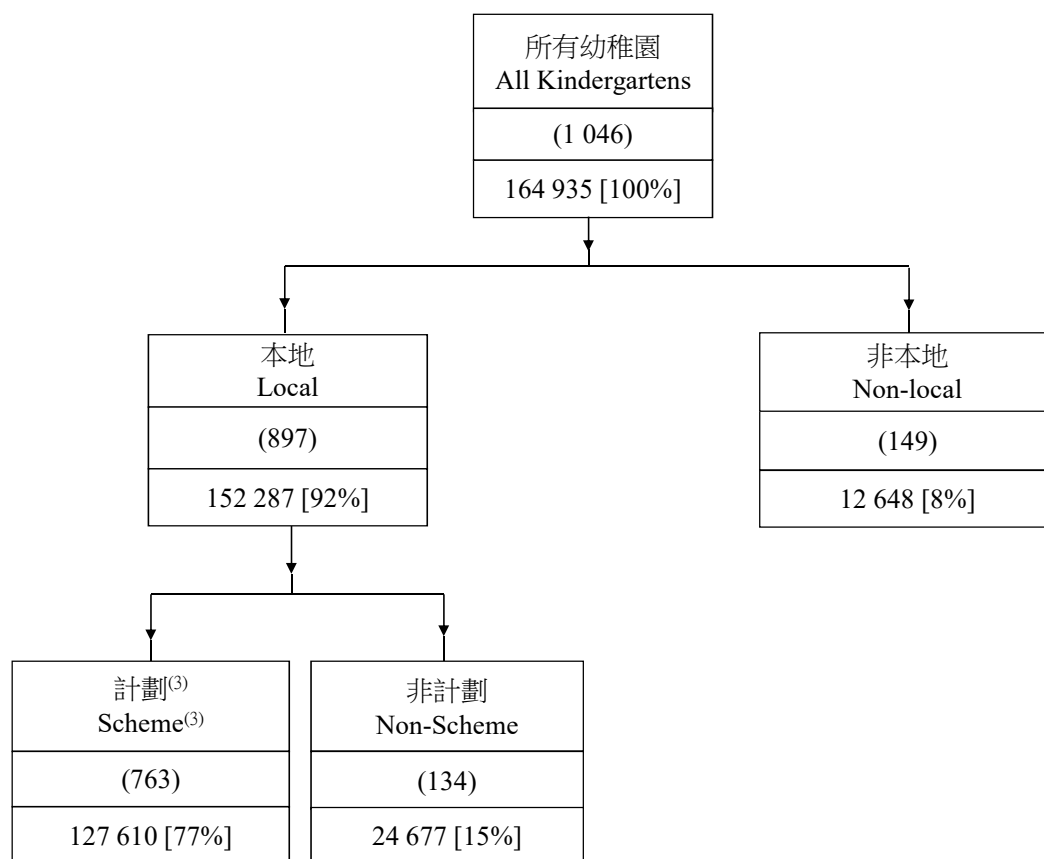
資料來源：教育局學校教育統計組  
 教育局學校發展分部中央1組  
 教育局幼稚園行政組  
 教育局特殊教育分部

- Notes:
- Figures on enrolment refer to the position as at 15 October 2020.
  - (1) Including only schools registered under the Education Bureau.
  - (2) Figures include kindergarten-cum-child care centres.
  - (3) Figures include nursery, lower and upper classes in kindergarten-cum-child care centres.
  - (4) Figures do not include private schools offering tutorial, vocational and adult education courses, which may also operate secondary day courses.
  - (5) Referring to ordinary schools offering special classes. Only a very small number of non-public sector ordinary schools are operating special classes. They are also counted in the respective numbers of ordinary primary and secondary schools.
  - ( ) Figures in brackets represent the respective numbers of schools.

Sources: School Education Statistics Section, Education Bureau  
 Central Team 1/School Development Division, Education Bureau  
 Kindergarten Administration Section, Education Bureau  
 Special Education Division, Education Bureau

圖 2 2020年幼稚園數目<sup>(1)</sup>及學生人數<sup>(2)</sup> – 按幼稚園類別統計

Chart 2 Number of Kindergartens<sup>(1)</sup> and Student Enrolment<sup>(2)</sup> by Type of Kindergarten, 2020



註： 學生人數反映2020年10月15日的情況。

(1) 只包括在教育局註冊的幼稚園及幼稚園暨幼兒中心。所有幼稚園及幼稚園暨幼兒中心均屬私營。

(2) 數字包括幼稚園暨幼兒中心的幼兒班、低班及高班。

(3) 「計劃」代表幼稚園教育計劃。

( ) 圓括號內的數字代表所示幼稚園及幼稚園暨幼兒中心的數目。

[ ] 方括號內的數字代表所示學生人數佔總學生人數的百分比。由於四捨五入關係，個別百分比相加可能與相應的總數不同。

資料來源： 教育局學校教育統計組  
教育局幼稚園行政組

Notes: Figures on enrolment refer to the position as at 15 October 2020.

(1) Including only kindergartens and kindergarten-cum-child care centres registered under the Education Bureau. All kindergartens and kindergarten-cum-child care centres are privately run.

(2) Figures include nursery, lower and upper classes in kindergarten-cum-child care centres.

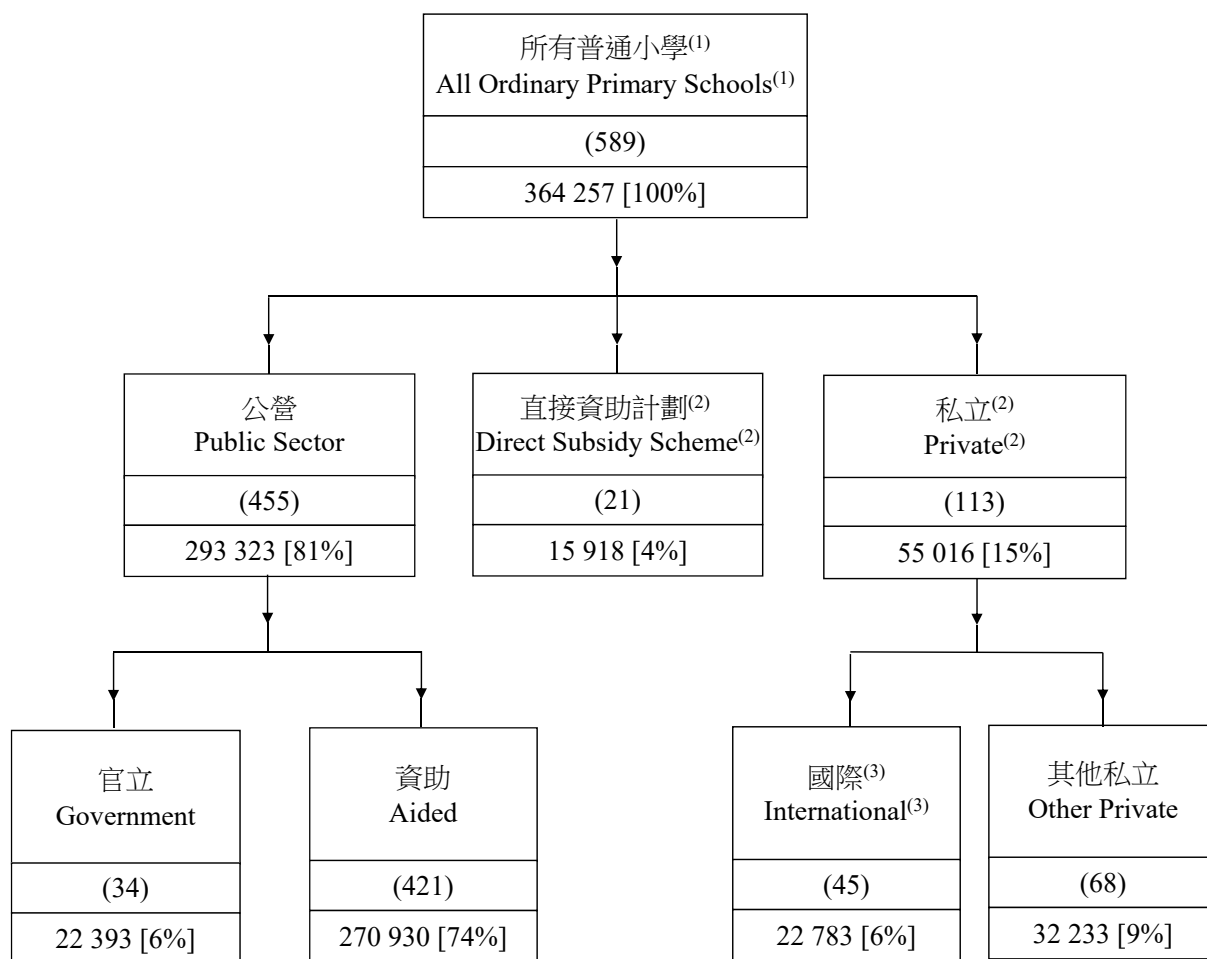
(3) "Scheme" stands for Kindergarten Education Scheme.

( ) Figures in round brackets represent the respective numbers of kindergartens and kindergarten-cum-child care centres.

[ ] Figures in square brackets represent the respective percentage shares of student enrolment in total enrolment. Figures may not add up to the corresponding totals due to rounding.

Sources: School Education Statistics Section, Education Bureau  
Kindergarten Administration Section, Education Bureau

圖 3 2020年普通小學數目及學生人數 – 按學校類別統計  
 Chart 3 Number of Ordinary Primary Schools and Student Enrolment by Sector, 2020



- 註：
- 學生人數反映2020年10月15日的情況。
  - (1) 只包括在教育局註冊的學校。數字不包括特殊學校。
  - (2) 部分非公營學校開辦非本地正規課程。
  - (3) 國際學校可能同時開辦小學及中學。因此，將不同程度的國際學校數目相加並不等於所有國際學校的總數。
  - ( ) 圓括號內之數字代表所示的學校數目。
  - [ ] 方括號內的數字代表所示學生人數佔總學生人數的百分比。由於四捨五入關係，個別百分比相加可能與相應的總數不同。

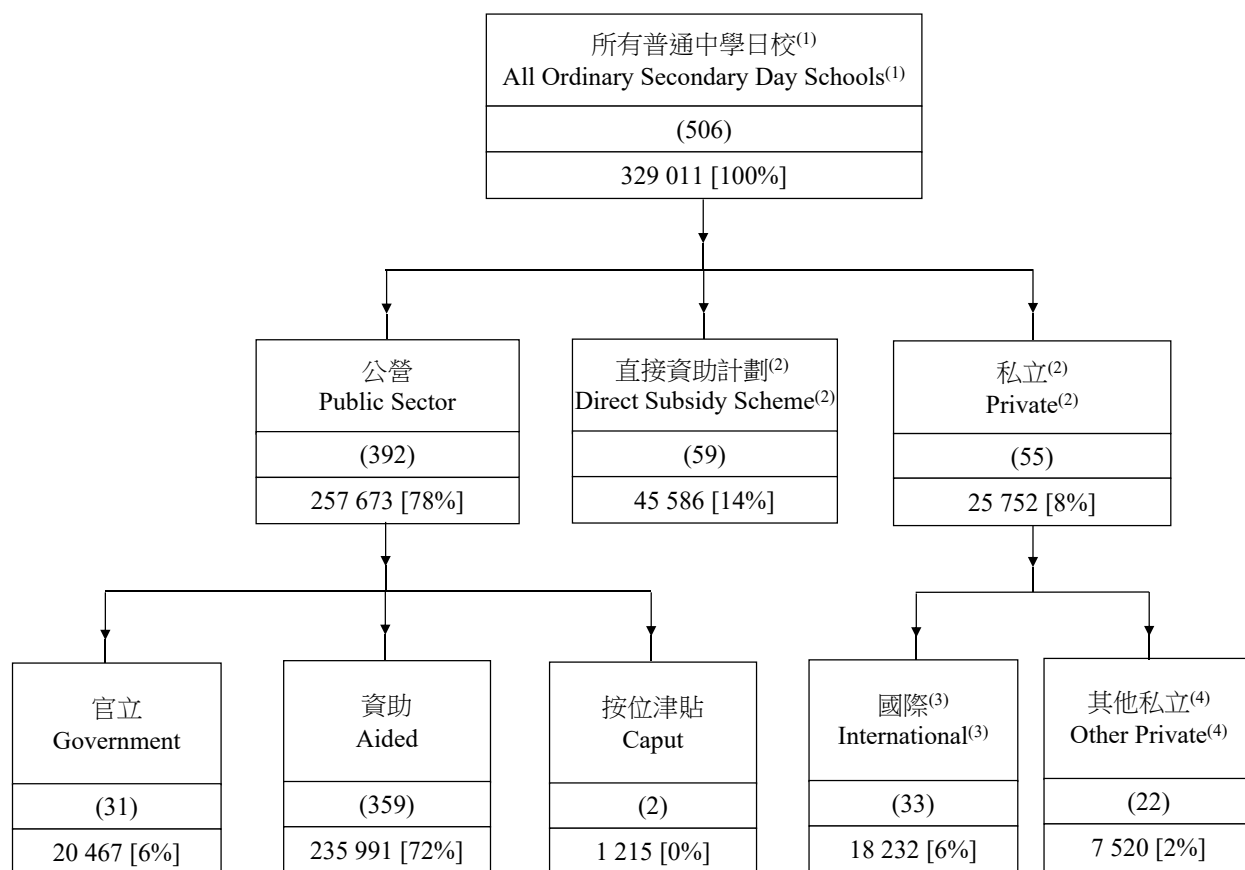
資料來源：教育局學校教育統計組  
 教育局學校發展分部中央1組

- Notes:
- Figures on enrolment refer to the position as at 15 October 2020.
  - (1) Including only schools registered under the Education Bureau. Figures do not include special schools.
  - (2) Some of the non-public sector schools operate non-local formal curriculum courses.
  - (3) International schools may operate at both primary and secondary levels at the same time. Therefore, adding the respective numbers at different levels will not give the total number of international schools.
  - ( ) Figures in round brackets represent the respective numbers of schools.
  - [ ] Figures in square brackets represent the respective percentage shares of student enrolment in total enrolment. Figures may not add up to the corresponding totals due to rounding.

Sources: School Education Statistics Section, Education Bureau  
 Central Team 1/School Development Division, Education Bureau

圖 4  
Chart 4

2020年普通中學日校數目及學生人數 — 按學校類別統計  
Number of Ordinary Secondary Day Schools and Student Enrolment by Sector, 2020



- 註： 學生人數反映2020年10月15日的情況。
- (1) 只包括在教育局註冊的學校。數字不包括特殊學校。
  - (2) 部分非公營學校開辦非本地正規課程。
  - (3) 國際學校可能同時開辦小學及中學。因此，將不同程度的國際學校數目相加並不等於所有國際學校的總數。
  - (4) 數字不包括營辦補習班、職業訓練及成人教育的私立學校。這些學校亦可能開辦日間中學課程。
  - ( ) 圓括號內之數字代表所示的學校數目。
  - [ ] 方括號內的數字代表所示學生人數佔總學生人數的百分比。由於四捨五入關係，個別百分比相加可能與相應的總數不同。

資料來源：教育局學校教育統計組  
教育局學校發展分部中央1組

- Notes: Figures on enrolment refer to the position as at 15 October 2020.
- (1) Including only schools registered under the Education Bureau. Figures do not include special schools.
  - (2) Some of the non-public sector schools operate non-local formal curriculum courses.
  - (3) International schools may operate at both primary and secondary levels at the same time. Therefore, adding the respective numbers at different levels will not give the total number of international schools.
  - (4) Figures do not include private schools offering tutorial, vocational and adult education courses, which may also operate secondary day courses.
  - ( ) Figures in round brackets represent the respective numbers of schools.
  - [ ] Figures in square brackets represent the respective percentage shares of student enrolment in total enrolment. Figures may not add up to the corresponding totals due to rounding.

Sources: School Education Statistics Section, Education Bureau  
Central Team 1/School Development Division, Education Bureau

## 1.1 2010年至2020年日校數目－按學校類別統計 Day Schools by Type/Sector, 2010-2020

學校類別 Type/Sector			2010	2011	2012	2013	2014	2015	2016	2017	2018	2019	2020
幼稚園 <sup>(1,2)</sup> Kindergarten <sup>(1,2)</sup>	本地	Local	865	856	861	869	874	872	876	881	884	894	897
	非本地	Non-local	86	90	96	100	104	128	138	149	149	155	149
	<b>合計</b>	<b>All</b>	<b>951</b>	<b>946</b>	<b>957</b>	<b>969</b>	<b>978</b>	<b>1 000</b>	<b>1 014</b>	<b>1 030</b>	<b>1 033</b>	<b>1 049</b>	<b>1 046</b>
小學 Primary	官立	Government	34	34	34	34	34	34	34	34	34	34	34
	資助	Aided	428	423	421	419	418	420	420	420	422	421	421
	直接資助計劃 <sup>(3)</sup>	Direct Subsidy Scheme <sup>(3)</sup>	21	21	21	21	21	21	21	21	21	21	21
	國際 <sup>(4)</sup>	International <sup>(4)</sup>	40	40	41	43	45	44	43	44	46	44	45
	其他私立 <sup>(3)</sup>	Other Private <sup>(3)</sup>	49	50	52	52	53	53	57	62	64	67	68
	<b>合計</b>	<b>All</b>	<b>572</b>	<b>568</b>	<b>569</b>	<b>569</b>	<b>571</b>	<b>572</b>	<b>575</b>	<b>581</b>	<b>587</b>	<b>587</b>	<b>589</b>
中學 Secondary	官立	Government	32	32	32	32	31	31	31	31	31	31	31
	資助	Aided	366	365	362	362	362	360	360	359	359	359	359
	按位津貼	Caput	4	3	3	2	2	2	2	2	2	2	2
	直接資助計劃 <sup>(3)</sup>	Direct Subsidy Scheme <sup>(3)</sup>	62	63	61	62	61	61	61	61	60	59	59
	國際 <sup>(4)</sup>	International <sup>(4)</sup>	27	27	29	29	30	30	31	33	34	33	33
	其他私立 <sup>(3,5)</sup>	Other Private <sup>(3,5)</sup>	42	34	32	27	23	22	21	20	20	20	22
<b>合計</b>	<b>All</b>	<b>533</b>	<b>524</b>	<b>519</b>	<b>514</b>	<b>509</b>	<b>506</b>	<b>506</b>	<b>506</b>	<b>506</b>	<b>506</b>	<b>504</b>	<b>506</b>
特殊學校 <sup>(2)</sup> Special School <sup>(2)</sup>	本地／資助	Local/Aided	60	60	60	60	60	60	60	61	60	60	61
	國際 <sup>(6)</sup>	International <sup>(6)</sup>	1	1	1	1	1	1	1	1	1	1	1
	<b>合計</b>	<b>All</b>	<b>61</b>	<b>61</b>	<b>61</b>	<b>61</b>	<b>61</b>	<b>61</b>	<b>61</b>	<b>62</b>	<b>61</b>	<b>61</b>	<b>62</b>

- 註：
- (1) 包括幼稚園暨幼兒中心。
  - (2) 不包括在社會福利署轄下註冊的特殊幼兒中心。
  - (3) 部分非公營學校開辦非本地正規課程。
  - (4) 國際學校可能同時開辦小學及中學。因此，將不同程度的國際學校數目相加並不等於所有國際學校的總數。
  - (5) 不包括營辦補習班、職業訓練及成人教育的私立學校。這些學校亦可能開辦日間中學課程。
  - (6) 指英基學校協會屬下的一所特殊學校。

- Notes:
- (1) Including kindergarten-cum-child care centres.
  - (2) Excluding special child care centres registered under the Social Welfare Department.
  - (3) Some of the non-public sector schools operate non-local formal curriculum courses.
  - (4) International schools may operate at both primary and secondary levels at the same time. Therefore, adding the respective numbers at different levels will not give the total number of international schools.
  - (5) Excluding private schools offering tutorial, vocational and adult education courses, which may also operate secondary day courses.
  - (6) Referring to one special school under the English Schools Foundation.

## 1.2 2010年至2020年私立<sup>(1)</sup>中學夜校數目

### Number of Private<sup>(1)</sup> Secondary Evening Schools, 2010-2020

---

	2010	2011	2012	2013	2014	2015	2016	2017	2018	2019	2020
私立中學夜校 Private Secondary Evening Schools	32	27	28	28	26	26	21	21	18	17	16

---

註： (1) 不包括營辦補習班、職業訓練及成人教育的私立學校。這些學校亦可能開辦夜間中學課程。

Note: (1) Excluding private schools offering tutorial, vocational and adult education courses, which may also operate secondary evening courses.



**1.3 2010年至2020年日校學生人數 — 按學校類別統計**  
**Student Enrolment in Day Schools by Type/Sector, 2010-2020**

學校類別 Type/Sector			2010	2011	2012	2013	2014	2015	2016	2017	2018	2019	2020
幼稚園 <sup>(1)</sup> Kindergarten <sup>(1)</sup>	本地 Local		141 382	149 252	155 473	160 605	166 755	171 935	170 410	167 032	159 895	160 006	152 287
	非本地 Non-local		7 558	8 181	9 291	9 238	9 642	13 463	13 622	14 115	14 507	14 291	12 648
	<b>合計</b>	<b>All</b>	<b>148 940</b>	<b>157 433</b>	<b>164 764</b>	<b>169 843</b>	<b>176 397</b>	<b>185 398</b>	<b>184 032</b>	<b>181 147</b>	<b>174 402</b>	<b>174 297</b>	<b>164 935</b>
小學 Primary	官立 Government		22 448	21 615	20 972	20 979	21 131	21 466	22 000	22 618	23 159	23 043	22 393
	資助 Aided		252 893	244 003	237 555	238 888	245 022	251 540	260 482	270 839	278 732	278 030	270 930
	直接資助計劃 <sup>(2)</sup> Direct Subsidy Scheme <sup>(2)</sup>		13 480	14 082	14 275	14 562	14 839	15 120	15 326	15 590	15 759	15 935	15 918
	國際 International		17 399	18 089	18 844	19 492	20 193	20 439	21 093	21 912	22 720	23 156	22 783
	其他私立 <sup>(2)</sup> Other Private <sup>(2)</sup>		24 892	25 092	25 796	26 997	28 115	28 993	30 107	31 090	32 095	33 064	32 233
	<b>合計</b>	<b>All</b>	<b>331 112</b>	<b>322 881</b>	<b>317 442</b>	<b>320 918</b>	<b>329 300</b>	<b>337 558</b>	<b>349 008</b>	<b>362 049</b>	<b>372 465</b>	<b>373 228</b>	<b>364 257</b>
中學 Secondary	官立 Government		28 659	29 798	26 313	24 937	23 540	22 260	21 360	21 013	20 574	20 551	20 467
	資助 Aided		344 552	359 310	318 624	297 177	277 105	258 899	245 956	238 971	233 630	234 319	235 991
	按位津貼 Caput		3 519	3 285	2 914	1 577	1 465	1 366	1 293	1 258	1 221	1 256	1 215
	直接資助計劃 <sup>(2)</sup> Direct Subsidy Scheme <sup>(2)</sup>		49 982	52 319	48 985	49 103	48 268	47 232	46 356	45 863	45 601	46 049	45 586
	國際 International		14 461	14 908	15 530	16 088	16 442	16 530	16 664	16 956	17 478	17 977	18 232
	其他私立 <sup>(2,3)</sup> Other Private <sup>(2,3)</sup>		8 564	7 467	6 421	6 463	6 311	6 322	6 523	6 743	6 994	7 242	7 520
	<b>合計</b>	<b>All</b>	<b>449 737</b>	<b>467 087</b>	<b>418 787</b>	<b>395 345</b>	<b>373 131</b>	<b>352 609</b>	<b>338 152</b>	<b>330 804</b>	<b>325 498</b>	<b>327 394</b>	<b>329 011</b>
特殊教育 <sup>(4)</sup> Special Education <sup>(4)</sup>	本地/資助 Local/Aided		7 742	7 944	7 883	7 834	7 643	7 703	7 682	7 826	7 939	8 201	8 223
	國際 <sup>(5)</sup> International <sup>(5)</sup>		73	96	130	129	113	136	158	168	186	137	128
	其他私立 Other Private		-	10	8	2	4	8	3	8	5	6	5
<b>合計</b>	<b>All</b>	<b>7 815</b>	<b>8 050</b>	<b>8 021</b>	<b>7 965</b>	<b>7 760</b>	<b>7 847</b>	<b>7 843</b>	<b>8 002</b>	<b>8 130</b>	<b>8 344</b>	<b>8 356</b>	

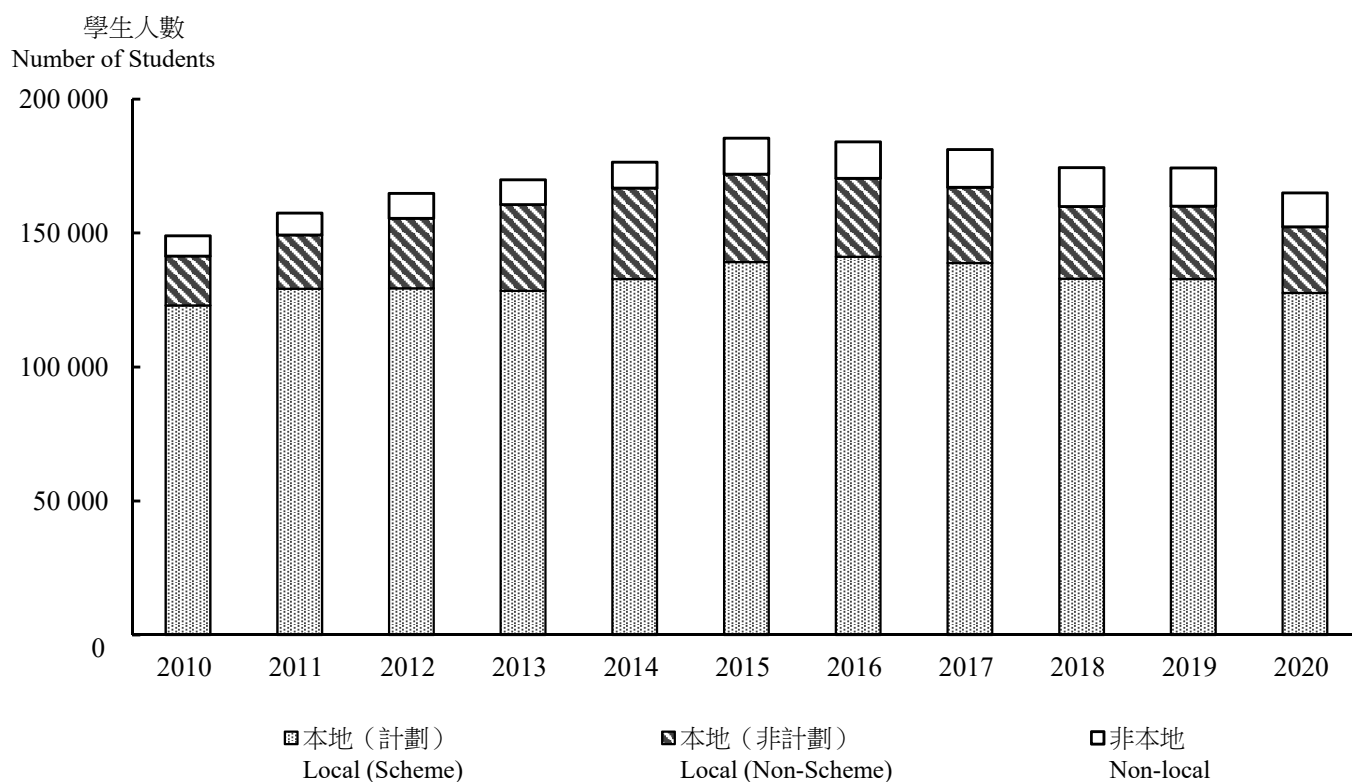
註： 數字一般反映該年9月中的情況，除2020年反映10月中外。

- (1) 包括幼稚園暨幼兒中心的幼兒班、低班及高班。
- (2) 部分非公營學校開辦非本地正規課程。
- (3) 不包括由營辦補習班、職業訓練及成人教育的私立學校所開辦的日間中學課程。
- (4) 包括特殊學校和很少數的非公營普通學校開辦的特殊班，但不包括在社會福利署轄下註冊的特殊幼兒中心及那些在沒開辦特殊班的普通學校就讀而有特殊教育需要的學生。
- (5) 包括英基學校協會屬下的一所特殊學校及設於普通國際學校的特殊班。

Notes: Figures generally refer to the position as at mid-September of the respective years, except as at mid-October for 2020.

- (1) Including nursery, lower and upper classes in kindergarten-cum-child care centres.
- (2) Some of the non-public sector schools operate non-local formal curriculum courses.
- (3) Excluding secondary day courses operated by private schools offering tutorial, vocational and adult education courses.
- (4) Including special schools and a very small number of special classes in non-public sector ordinary schools, but excluding special child care centres registered under the Social Welfare Department and those students with special educational needs who are enrolled in ordinary schools without operating special classes.
- (5) Including one special school under the English Schools Foundation and special classes in ordinary international schools.

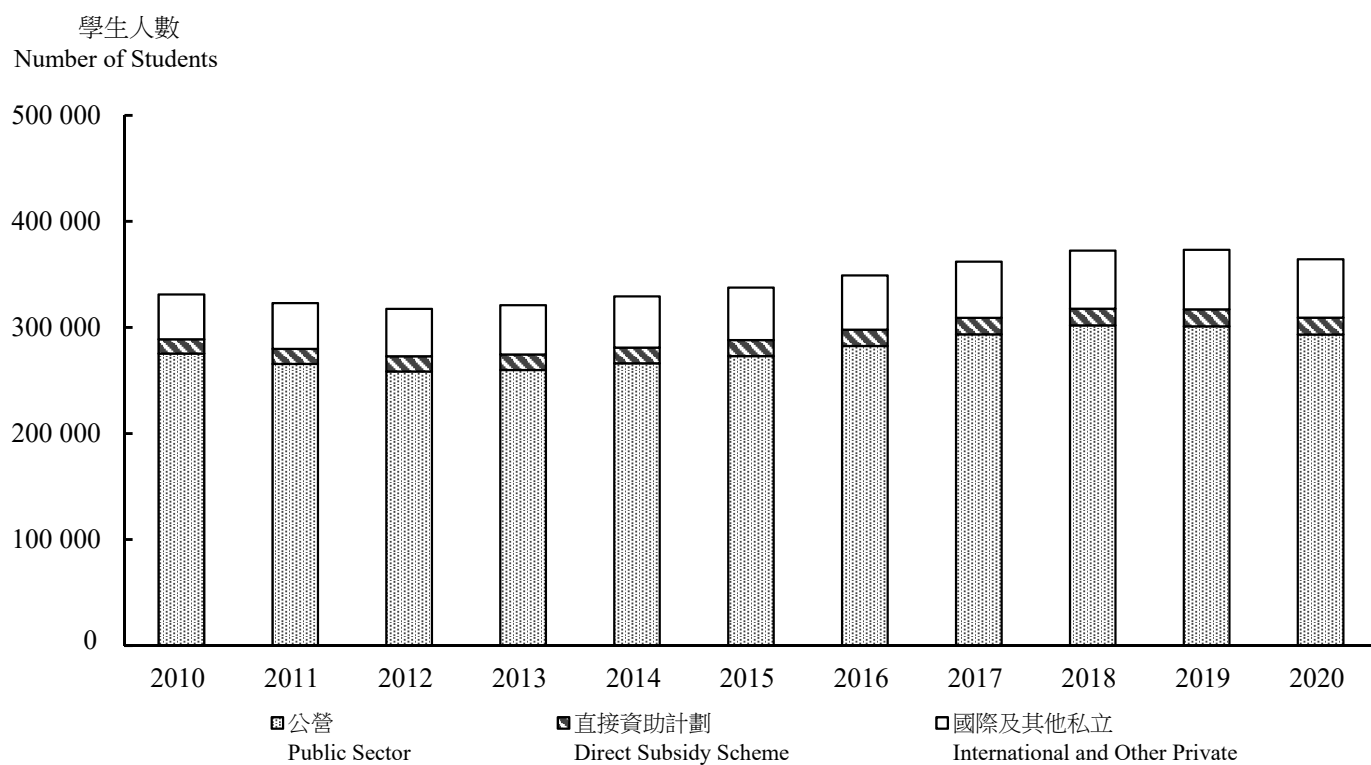
圖 5 2010年至2020年幼稚園學生人數 – 按幼稚園類別統計  
 Chart 5 Student Enrolment in Kindergartens by Type of Kindergarten, 2010-2020



- 註：
- (1) 數字一般反映該年9月中的情況，除2020年反映10月中外。
  - (2) 數字包括幼稚園暨幼兒中心的幼兒班、低班及高班。
  - (3) 「計劃」代表2010年至2016年的學前教育學券計劃，及由2017年起的幼稚園教育計劃。

- Notes:
- (1) Figures generally refer to the position as at mid-September of the respective years, except as at mid-October for 2020.
  - (2) Figures include nursery, lower and upper classes in kindergarten-cum-child care centres.
  - (3) "Scheme" stands for Pre-primary Education Voucher Scheme from 2010 to 2016, and Kindergarten Education Scheme with effect from 2017.

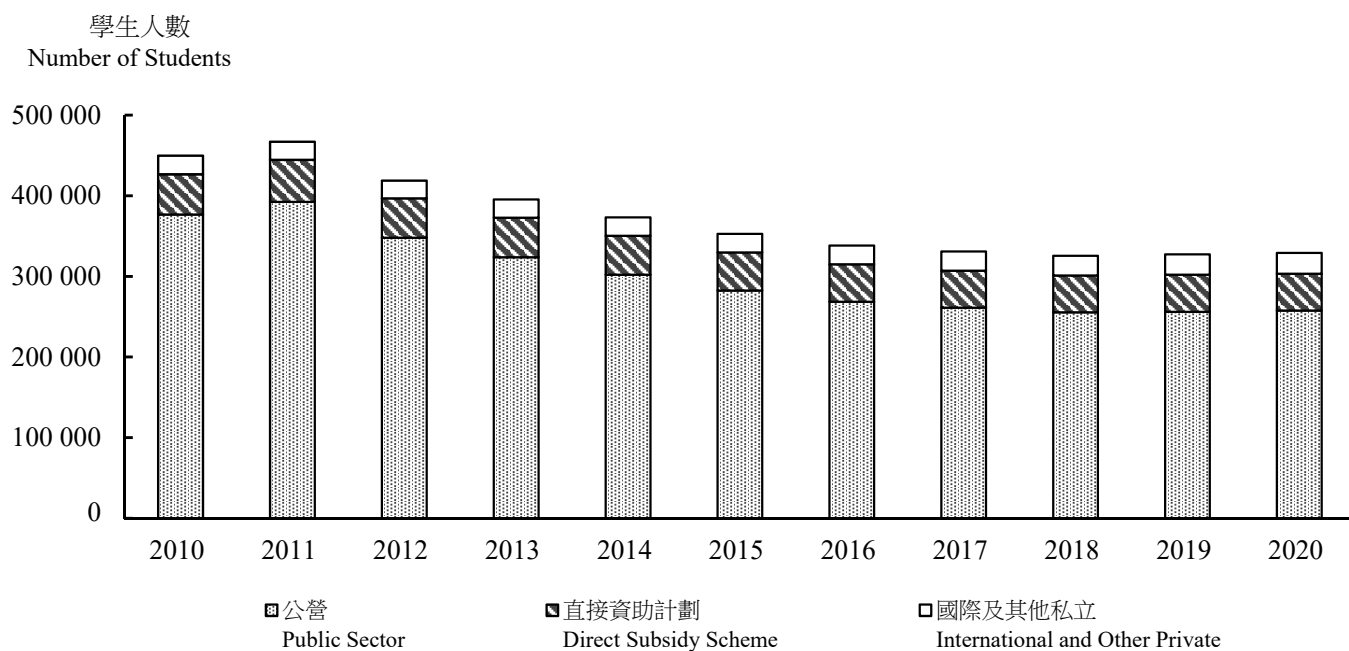
圖 6 2010年至2020年小學學生人數 – 按學校類別統計  
 Chart 6 Student Enrolment in Primary Schools by Sector, 2010-2020



註： (1) 數字一般反映該年9月中的情況，除2020年反映10月中外。  
 (2) 數字包括普通小學，但不包括特殊學校。  
 (3) 部分非公營學校開辦非本地正規課程。

Notes: (1) Figures generally refer to the position as at mid-September of the respective years, except as at mid-October for 2020.  
 (2) Figures include ordinary primary schools, but not special schools.  
 (3) Some of the non-public sector schools operate non-local formal curriculum courses.

圖 7 2010年至2020年中學日校學生人數 — 按學校類別統計  
 Chart 7 Student Enrolment in Secondary Day Schools by Sector, 2010-2020



- 註：
- (1) 數字一般反映該年9月中的情況，除2020年反映10月中外。
  - (2) 數字包括普通中學日校，但不包括特殊學校及由營辦補習班、職業訓練及成人教育的私立學校所開辦的日間中學課程。
  - (3) 部分非公營學校開辦非本地正規課程。

- Notes:
- (1) Figures generally refer to the position as at mid-September of the respective years, except as at mid-October for 2020.
  - (2) Figures include ordinary secondary day schools, but not special schools and secondary day courses operated by private schools offering tutorial, vocational and adult education courses.
  - (3) Some of the non-public sector schools operate non-local formal curriculum courses.

**1.4 2010年至2020年其他<sup>(1)</sup>日間中學課程學生人數**  
**Student Enrolment in Other<sup>(1)</sup> Secondary Day Courses, 2010-2020**

	2010	2011	2012	2013	2014	2015	2016	2017	2018	2019	2020
其他日間中學課程 Other Secondary Day Courses	5 550	3 403	1 411	1 157	806	563	412	352	332	318	288

註： 數字一般反映該年9月中的情況，除2020年反映10月中外。

(1) 指由營辦補習班、職業訓練及成人教育的私立學校所開辦的日間中學課程。資料從2006年起開始搜集。

Notes: Figures generally refer to the position as at mid-September of the respective years, except as at mid-October for 2020.

(1) Referring to secondary day courses operated by private schools offering tutorial, vocational and adult education courses. Information has been collected since 2006.

**1.5 2010年至2020年夜間中學課程<sup>(1)</sup>學生人數**  
**Student Enrolment in Secondary Evening Courses<sup>(1)</sup>, 2010-2020**

	2010	2011	2012	2013	2014	2015	2016	2017	2018	2019	2020
夜間中學課程 Secondary Evening Courses	2 844	2 042	1 936	1 870	1 666	1 526	1 285	1 226	1 193	1 031	1 006

註： 數字一般反映該年9月中的情況，除2020年反映10月中外。

(1) 包括由私立中學（當中包括於指定中心授課的認可辦學機構）和營辦補習班、職業訓練及成人教育的私立學校所開辦的夜間中學課程。

Notes: Figures generally refer to the position as at mid-September of the respective years, except as at mid-October for 2020.

(1) Including secondary evening courses operated by private secondary schools (also covering those operated by approved course providers in designated centres) and private schools offering tutorial, vocational and adult education courses.



**II**  
幼稚園  
**Kindergartens**





**2.1 2010年至2020年幼稚園學額及學生人數 — 按級別統計**  
**Accommodation and Student Enrolment in Kindergartens by Grade, 2010-2020**

**(A) 本地及非本地幼稚園**  
**Local and Non-local Kindergartens**

級別 Grade		2010	2011	2012	2013	2014	2015	2016	2017	2018	2019	2020
所有級別 All Grades												
學額	Accommodation	189 728	193 363	197 553	201 162	205 843	214 348	215 483	214 156	208 235	208 308	204 362
學生人數	Enrolment	148 940	157 433	164 764	169 843	176 397	185 398	184 032	181 147	174 402	174 297	164 935
幼兒班 Nursery												
學額	Accommodation	66 054	66 521	66 438	69 293	73 816	76 799	67 408	70 080	69 661	70 380	66 777
學生人數	Enrolment	51 623	53 750	54 829	57 824	62 369	65 323	57 355	59 350	58 168	58 710	53 877
低班 Lower Class												
學額	Accommodation	63 347	66 073	67 673	67 050	68 240	73 047	77 563	68 996	71 548	70 090	71 001
學生人數	Enrolment	49 880	53 977	56 483	56 699	58 738	63 315	65 769	58 481	59 978	58 534	57 195
高班 Upper Class												
學額	Accommodation	60 327	60 769	63 442	64 819	63 787	64 502	70 512	75 080	67 026	67 838	66 584
學生人數	Enrolment	47 437	49 706	53 452	55 320	55 290	56 760	60 908	63 316	56 256	57 053	53 863

- 註： (1) 數字一般反映該年9月中的情況，除2020年反映10月中外。  
(2) 數字包括幼稚園暨幼兒中心的幼兒班、低班及高班。  
(3) 有關學額的數字，並不包括空置課室及空置的幼兒中心部分。

- Notes: (1) Figures generally refer to the position as at mid-September of the respective years, except as at mid-October for 2020.  
(2) Figures include nursery, lower and upper classes in kindergarten-cum-child care centres.  
(3) Figures on accommodation do not include vacant classrooms and vacant child care centre portions.

2.1 (續) 2010年至2020年幼稚園學額及學生人數 — 按級別統計  
(Cont'd) Accommodation and Student Enrolment in Kindergartens by Grade, 2010-2020

(B) 本地幼稚園  
Local Kindergartens

級別 Grade		2010	2011	2012	2013	2014	2015	2016	2017	2018	2019	2020
所有級別 All Grades												
學額	Accommodation	177 981	181 299	184 251	187 908	191 771	195 356	195 391	193 163	186 898	186 975	184 346
學生人數	Enrolment	141 382	149 252	155 473	160 605	166 755	171 935	170 410	167 032	159 895	160 006	152 287
幼兒班 Nursery												
學額	Accommodation	61 828	62 293	61 215	63 892	68 256	69 275	60 203	62 465	61 936	62 438	59 387
學生人數	Enrolment	48 782	50 831	51 139	54 052	58 543	59 978	52 409	54 163	52 817	53 246	49 150
低班 Lower Class												
學額	Accommodation	58 907	61 188	62 542	61 893	62 950	65 954	69 357	60 980	63 217	62 003	63 092
學生人數	Enrolment	46 980	50 579	52 851	53 039	55 048	58 229	60 273	53 096	54 313	53 116	52 173
高班 Upper Class												
學額	Accommodation	57 246	57 818	60 494	62 123	60 565	60 127	65 831	69 718	61 745	62 534	61 867
學生人數	Enrolment	45 620	47 842	51 483	53 514	53 164	53 728	57 728	59 773	52 765	53 644	50 964

- 註： (1) 數字一般反映該年9月中的情況，除2020年反映10月中外。  
(2) 數字包括幼稚園暨幼兒中心的幼兒班、低班及高班。  
(3) 有關學額的數字，並不包括空置課室及空置的幼兒中心部分。

- Notes: (1) Figures generally refer to the position as at mid-September of the respective years, except as at mid-October for 2020.  
(2) Figures include nursery, lower and upper classes in kindergarten-cum-child care centres.  
(3) Figures on accommodation do not include vacant classrooms and vacant child care centre portions.

2.1 (續) 2010年至2020年幼稚園學額及學生人數 — 按級別統計  
(Cont'd) Accommodation and Student Enrolment in Kindergartens by Grade, 2010-2020

(C) 非本地幼稚園  
Non-local Kindergartens

級別 Grade		2010	2011	2012	2013	2014	2015	2016	2017	2018	2019	2020
所有級別 All Grades												
學額	Accommodation	11 747	12 064	13 302	13 254	14 072	18 992	20 092	20 993	21 337	21 333	20 016
學生人數	Enrolment	7 558	8 181	9 291	9 238	9 642	13 463	13 622	14 115	14 507	14 291	12 648
幼兒班 Nursery												
學額	Accommodation	4 226	4 228	5 223	5 401	5 560	7 524	7 205	7 615	7 725	7 942	7 390
學生人數	Enrolment	2 841	2 919	3 690	3 772	3 826	5 345	4 946	5 187	5 351	5 464	4 727
低班 Lower Class												
學額	Accommodation	4 440	4 885	5 131	5 157	5 290	7 093	8 206	8 016	8 331	8 087	7 909
學生人數	Enrolment	2 900	3 398	3 632	3 660	3 690	5 086	5 496	5 385	5 665	5 418	5 022
高班 Upper Class												
學額	Accommodation	3 081	2 951	2 948	2 696	3 222	4 375	4 681	5 362	5 281	5 304	4 717
學生人數	Enrolment	1 817	1 864	1 969	1 806	2 126	3 032	3 180	3 543	3 491	3 409	2 899

註： (1) 數字一般反映該年9月中的情況，除2020年反映10月中外。  
(2) 數字包括幼稚園暨幼兒中心的幼兒班、低班及高班。  
(3) 有關學額的數字，並不包括空置課室及空置的幼兒中心部分。

Notes: (1) Figures generally refer to the position as at mid-September of the respective years, except as at mid-October for 2020.  
(2) Figures include nursery, lower and upper classes in kindergarten-cum-child care centres.  
(3) Figures on accommodation do not include vacant classrooms and vacant child care centre portions.

2.1 (續) 2010年至2020年幼稚園學額及學生人數 — 按級別統計  
(Cont'd) Accommodation and Student Enrolment in Kindergartens by Grade, 2010-2020

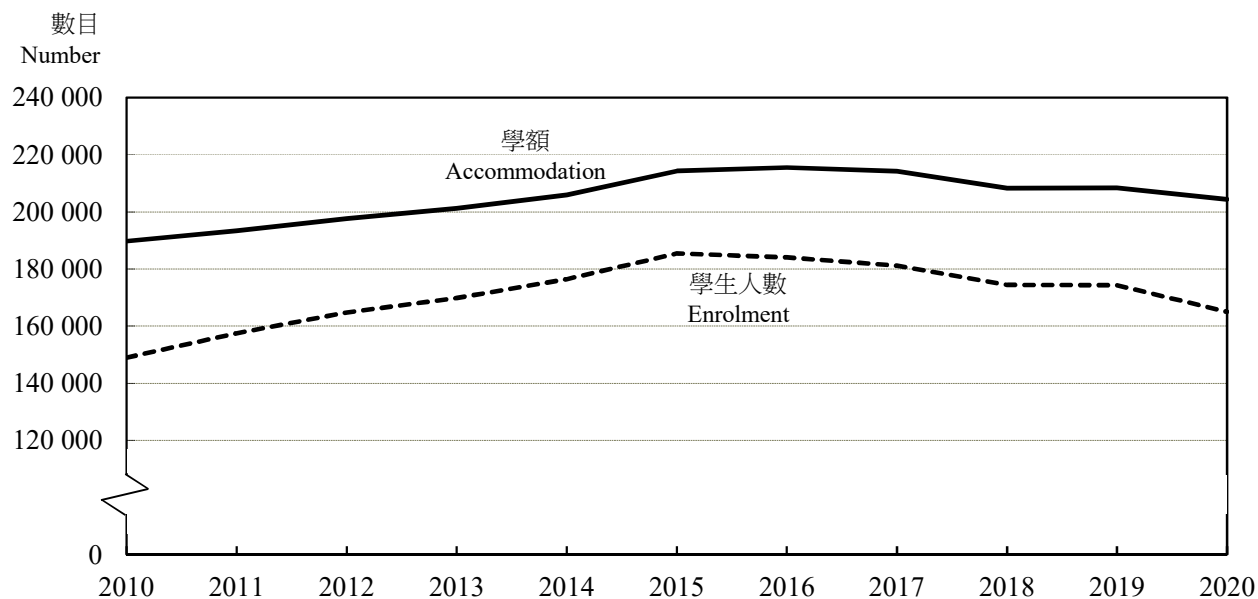
(D) 參加學前教育學券計劃/幼稚園教育計劃的幼稚園  
Kindergartens Joining the Pre-primary Education Voucher Scheme/Kindergarten Education Scheme

級別 Grade		2010	2011	2012	2013	2014	2015	2016	2017	2018	2019	2020
所有級別 All Grades												
學額	Accommodation	154 826	156 816	152 490	149 207	151 373	156 295	159 420	157 978	153 313	152 524	151 117
學生人數	Enrolment	122 977	129 151	129 372	128 388	132 829	139 127	141 127	138 771	132 960	132 823	127 610
幼兒班 Nursery												
學額	Accommodation	53 007	52 852	50 100	50 130	53 459	54 959	48 853	50 835	50 378	50 405	48 043
學生人數	Enrolment	41 875	43 289	42 280	42 799	46 318	48 254	43 253	44 877	43 639	43 813	40 730
低班 Lower Class												
學額	Accommodation	51 078	52 872	51 521	48 984	49 504	52 564	56 381	49 431	51 894	50 141	51 651
學生人數	Enrolment	40 776	43 684	43 780	42 355	43 777	46 954	49 735	43 749	45 149	43 811	43 631
高班 Upper Class												
學額	Accommodation	50 741	51 092	50 869	50 093	48 410	48 772	54 186	57 712	51 041	51 978	51 423
學生人數	Enrolment	40 326	42 178	43 312	43 234	42 734	43 919	48 139	50 145	44 172	45 199	43 249

- 註： (1) 數字一般反映該年9月中的情況，除2020年反映10月中外。  
(2) 數字包括幼稚園暨幼兒中心的幼兒班、低班及高班。  
(3) 有關學額的數字，並不包括空置課室及空置的幼兒中心部分。  
(4) 2010年至2016年的學生人數包括非持有學券但在參加學前教育學券計劃的幼稚園（包括幼稚園暨幼兒中心）就讀的學生。由2017年起，學生人數包括非持有幼稚園入學註冊證但在參加幼稚園教育計劃的幼稚園（包括幼稚園暨幼兒中心）就讀的學生。  
(5) 所有參加學前教育學券計劃或幼稚園教育計劃的幼稚園都是合資格的本地非牟利幼稚園。

- Notes: (1) Figures generally refer to the position as at mid-September of the respective years, except as at mid-October for 2020.  
(2) Figures include nursery, lower and upper classes in kindergarten-cum-child care centres.  
(3) Figures on accommodation do not include vacant classrooms and vacant child care centre portions.  
(4) Enrolment figures from 2010 to 2016 include students who are not holders of Certificate of Eligibility under the Pre-primary Education Voucher Scheme but attend kindergartens (including kindergarten-cum-child care centres) joining the Scheme. With effect from 2017, enrolment figures include students who are not holders of Registration Certificate for Kindergarten Admission but attend kindergartens (including kindergarten-cum-child care centres) joining the Kindergarten Education Scheme.  
(5) All kindergartens joining the Pre-primary Education Voucher Scheme or the Kindergarten Education Scheme are eligible local non-profit-making kindergartens.

圖 8 2010年至2020年幼稚園學額及學生人數  
 Chart 8 Accommodation and Student Enrolment in Kindergartens, 2010-2020



- 註：
- (1) 數字一般反映該年9月中的情況，除2020年反映10月中外。
  - (2) 數字包括幼稚園暨幼兒中心的幼兒班、低班及高班。
  - (3) 有關學額的數字，並不包括空置課室及空置的幼兒中心部分。

- Notes:
- (1) Figures generally refer to the position as at mid-September of the respective years, except as at mid-October for 2020.
  - (2) Figures include nursery, lower and upper classes in kindergarten-cum-child care centres.
  - (3) Figures on accommodation do not include vacant classrooms and vacant child care centre portions.

2.2 2020年幼稚園學額及學生人數 — 按學校宗教背景統計  
Accommodation and Student Enrolment in Kindergartens by Religious Background of School, 2020

學校宗教背景 Religious Background of School		學額 Accommodation	學生人數 Enrolment
所有學校	All	204 362	164 935
無宗教	No Religion	95 438	74 652
基督教	Christianity / Protestantism	85 447	70 486
天主教	Catholicism	17 218	14 452
佛教	Buddhism	3 554	3 002
道教	Taoism	1 553	1 410
儒釋道三教	Confucianism, Buddhism and Taoism	788	720
伊斯蘭教	Islam	247	153
其他	Others	117	60

註： (1) 數字反映2020年10月15日的情況。  
(2) 數字包括幼稚園暨幼兒中心的幼兒班、低班及高班。  
(3) 有關學額的數字，並不包括空置課室及空置的幼兒中心部分。

Notes: (1) Figures refer to the position as at 15 October 2020.  
(2) Figures include nursery, lower and upper classes in kindergarten-cum-child care centres.  
(3) Figures on accommodation do not include vacant classrooms and vacant child care centre portions.

2.3 2020年幼稚園學額及學生人數 — 按幼稚園類別及級別統計  
Accommodation and Student Enrolment in Kindergartens by Type of Kindergarten and Grade, 2020

幼稚園類別 Type of Kindergarten		所有級別 All Grades	幼兒班 Nursery	低班 Lower Class	高班 Upper Class	
本地及非本地 Local and Non-local	學額 Accommodation	204 362	66 777	71 001	66 584	
	學生人數 Enrolment	164 935	53 877	57 195	53 863	
本地 Local	學額 Accommodation	184 346	59 387	63 092	61 867	
	學生人數 Enrolment	152 287	49 150	52 173	50 964	
	參加幼稚園教育計劃 Joining the Kindergarten Education Scheme	學額 Accommodation	151 117	48 043	51 651	51 423
	學生人數 Enrolment	127 610	40 730	43 631	43 249	
沒有參加幼稚園教育計劃 Not joining the Kindergarten Education Scheme	學額 Accommodation	33 229	11 344	11 441	10 444	
	學生人數 Enrolment	24 677	8 420	8 542	7 715	
非本地 Non-local	學額 Accommodation	20 016	7 390	7 909	4 717	
	學生人數 Enrolment	12 648	4 727	5 022	2 899	

- 註： (1) 數字反映2020年10月15日的情況。  
(2) 數字包括幼稚園暨幼兒中心的幼兒班、低班及高班。  
(3) 有關學額的數字，並不包括空置課室及空置的幼兒中心部分。  
(4) 就讀參加幼稚園教育計劃的幼稚園（包括幼稚園暨幼兒中心）的學生人數包括非持有幼稚園入學註冊證的學生。  
(5) 所有參加幼稚園教育計劃的幼稚園都是合資格的本地非牟利幼稚園。

- Notes: (1) Figures refer to the position as at 15 October 2020.  
(2) Figures include nursery, lower and upper classes in kindergarten-cum-child care centres.  
(3) Figures on accommodation do not include vacant classrooms and vacant child care centre portions.  
(4) Figures on student enrolment in kindergartens (including kindergarten-cum-child care centres) joining the Kindergarten Education Scheme include students who are not holders of Registration Certificate of Kindergarten Admission.  
(5) All kindergartens joining the Kindergarten Education Scheme are eligible local non-profit-making kindergartens.

2.4 2020年幼稚園學額及學生人數 — 按幼稚園類別及上課時間統計  
Accommodation and Student Enrolment in Kindergartens by Type of Kindergarten and Session, 2020

幼稚園類別 Type of Kindergarten		所有上課時間 All Sessions	上午 AM	下午 PM	全日 Whole Day	
本地及非本地 Local and Non-local	學額 Accommodation	204 362	87 501	59 607	57 254	
	學生人數 Enrolment	164 935	70 708	43 038	51 189	
本地 Local	學額 Accommodation	184 346	75 981	53 167	55 198	
	學生人數 Enrolment	152 287	63 302	39 319	49 666	
	參加幼稚園教育計劃 Joining the Kindergarten Education Scheme	學額 Accommodation	151 117	58 327	39 898	52 892
		學生人數 Enrolment	127 610	49 693	29 755	48 162
	沒有參加幼稚園教育計劃 Not joining the Kindergarten Education Scheme	學額 Accommodation	33 229	17 654	13 269	2 306
		學生人數 Enrolment	24 677	13 609	9 564	1 504
非本地 Non-local	學額 Accommodation	20 016	11 520	6 440	2 056	
	學生人數 Enrolment	12 648	7 406	3 719	1 523	

- 註： (1) 數字反映2020年10月15日的情況。  
(2) 數字包括幼稚園暨幼兒中心的幼兒班、低班及高班。  
(3) 有關學額的數字，並不包括空置課室及空置的幼兒中心部分。  
(4) 就讀參加幼稚園教育計劃的幼稚園（包括幼稚園暨幼兒中心）的學生人數包括非持有幼稚園入學註冊證的學生。  
(5) 所有參加幼稚園教育計劃的幼稚園都是合資格的本地非牟利幼稚園。

- Notes: (1) Figures refer to the position as at 15 October 2020.  
(2) Figures include nursery, lower and upper classes in kindergarten-cum-child care centres.  
(3) Figures on accommodation do not include vacant classrooms and vacant child care centre portions.  
(4) Figures on student enrolment in kindergartens (including kindergarten-cum-child care centres) joining the Kindergarten Education Scheme include students who are not holders of Registration Certificate of Kindergarten Admission.  
(5) All kindergartens joining the Kindergarten Education Scheme are eligible local non-profit-making kindergartens.



2.5 2020年幼稚園學額及學生人數 — 按幼稚園類別、級別及上課時間統計  
Accommodation and Student Enrolment in Kindergartens by Type of Kindergarten, Grade and Session, 2020

幼稚園類別 Type of Kindergarten	級別 Grade			所有上課時間 All Sessions	上午 AM	下午 PM	全日 Whole Day
本地及非本地 Local and Non-local	所有級別 All Grades	學額	Accommodation	204 362	87 501	59 607	57 254
		學生人數	Enrolment	164 935	70 708	43 038	51 189
	幼兒班 Nursery	學額	Accommodation	66 777	31 203	18 224	17 350
		學生人數	Enrolment	53 877	25 041	13 185	15 651
低班 Lower Class	學額	Accommodation	71 001	31 217	20 097	19 687	
	學生人數	Enrolment	57 195	25 074	14 579	17 542	
高班 Upper Class	學額	Accommodation	66 584	25 081	21 286	20 217	
	學生人數	Enrolment	53 863	20 593	15 274	17 996	
本地 Local	所有級別 All Grades	學額	Accommodation	184 346	75 981	53 167	55 198
		學生人數	Enrolment	152 287	63 302	39 319	49 666
	幼兒班 Nursery	學額	Accommodation	59 387	26 100	16 266	17 021
		學生人數	Enrolment	49 150	21 724	12 015	15 411
低班 Lower Class	學額	Accommodation	63 092	26 461	17 599	19 032	
	學生人數	Enrolment	52 173	21 925	13 199	17 049	
高班 Upper Class	學額	Accommodation	61 867	23 420	19 302	19 145	
	學生人數	Enrolment	50 964	19 653	14 105	17 206	
參加幼稚園教育計劃 Joining the Kindergarten Education Scheme	所有級別 All Grades	學額	Accommodation	151 117	58 327	39 898	52 892
		學生人數	Enrolment	127 610	49 693	29 755	48 162
	幼兒班 Nursery	學額	Accommodation	48 043	19 434	12 250	16 359
		學生人數	Enrolment	40 730	16 611	9 171	14 948
低班 Lower Class	學額	Accommodation	51 651	20 425	13 096	18 130	
	學生人數	Enrolment	43 631	17 393	9 751	16 487	
高班 Upper Class	學額	Accommodation	51 423	18 468	14 552	18 403	
	學生人數	Enrolment	43 249	15 689	10 833	16 727	
非本地 Non-local	所有級別 All Grades	學額	Accommodation	20 016	11 520	6 440	2 056
		學生人數	Enrolment	12 648	7 406	3 719	1 523
	幼兒班 Nursery	學額	Accommodation	7 390	5 103	1 958	329
		學生人數	Enrolment	4 727	3 317	1 170	240
低班 Lower Class	學額	Accommodation	7 909	4 756	2 498	655	
	學生人數	Enrolment	5 022	3 149	1 380	493	
高班 Upper Class	學額	Accommodation	4 717	1 661	1 984	1 072	
	學生人數	Enrolment	2 899	940	1 169	790	

- 註：
- (1) 數字反映2020年10月15日的情況。
  - (2) 數字包括幼稚園暨幼兒中心的幼兒班、低班及高班。
  - (3) 有關學額的數字，並不包括空置課室及空置的幼兒中心部分。
  - (4) 學生人數包括非持有幼稚園入學註冊證但在參加幼稚園教育計劃的幼稚園（包括幼稚園暨幼兒中心）就讀的學生。
  - (5) 所有參加幼稚園教育計劃的幼稚園都是合資格的本地非牟利幼稚園。

- Notes:
- (1) Figures refer to the position as at 15 October 2020.
  - (2) Figures include nursery, lower and upper classes in kindergarten-cum-child care centres.
  - (3) Figures on accommodation do not include vacant classrooms and vacant child care centre portions.
  - (4) Figures on enrolment include students who are not holders of Registration Certificate for Kindergarten Admission but attend kindergartens (including kindergarten-cum-child care centres) joining the Kindergarten Education Scheme.
  - (5) All kindergartens joining the Kindergarten Education Scheme are eligible local non-profit-making kindergartens.

**2.6 2020年幼稚園學額及學生人數 — 按分區及幼稚園類別統計**  
**Accommodation and Student Enrolment in Kindergartens by District and Type of Kindergarten, 2020**

分區 District	所有類別 All Types		本地 Local		非本地 Non-local	
	學額 Accommodation	學生人數 Enrolment	學額 Accommodation	學生人數 Enrolment	學額 Accommodation	學生人數 Enrolment
所有分區 All Districts	204 362	164 935	184 346	152 287	20 016	12 648
香港島 Hong Kong Island	36 627	26 908	28 853	22 330	7 774	4 578
中西區 Central & Western	7 986	5 962	5 791	4 661	2 195	1 301
灣仔 Wan Chai	8 444	6 765	6 616	5 468	1 828	1 297
東區 Eastern	14 222	10 070	13 162	9 537	1 060	533
南區 Southern	5 975	4 111	3 284	2 664	2 691	1 447
九龍 Kowloon	67 116	54 561	61 642	50 929	5 474	3 632
油尖旺 Yau Tsim Mong	6 921	5 758	5 793	4 956	1 128	802
深水埗 Sham Shui Po	12 369	10 018	11 464	9 534	905	484
九龍城 Kowloon City	25 763	20 708	22 529	18 468	3 234	2 240
黃大仙 Wong Tai Sin	7 634	6 487	7 634	6 487	-	-
觀塘 Kwun Tong	14 429	11 590	14 222	11 484	207	106
新界 New Territories	100 619	83 466	93 851	79 028	6 768	4 438
西貢 Sai Kung	11 019	8 605	8 982	7 343	2 037	1 262
沙田 Sha Tin	16 226	13 355	15 388	12 716	838	639
大埔 Tai Po	7 304	6 203	6 902	5 962	402	241
北區 North	9 785	8 196	9 653	8 150	132	46
元朗 Yuen Long	18 187	15 925	16 611	14 938	1 576	987
屯門 Tuen Mun	13 401	11 250	13 079	11 016	322	234
荃灣 Tsuen Wan	8 065	6 482	8 065	6 482	-	-
葵青 Kwai Tsing	11 687	9 450	11 086	9 025	601	425
離島 Islands	4 945	4 000	4 085	3 396	860	604

- 註：
- (1) 數字反映2020年10月15日的情況。
  - (2) 數字包括幼稚園暨幼兒中心的幼兒班、低班及高班。
  - (3) 有關學額的數字，並不包括空置課室及空置的幼兒中心部分。
  - (4) 學校分區按其校舍所在的區議會分區劃分。

- Notes:
- (1) Figures refer to the position as at 15 October 2020.
  - (2) Figures include nursery, lower and upper classes in kindergarten-cum-child care centres.
  - (3) Figures on accommodation do not include vacant classrooms and vacant child care centre portions.
  - (4) School districts are delineated by the District Council districts of the school premises.

2.7 2020年幼稚園學額及學生人數 — 按分區及級別統計  
Accommodation and Student Enrolment in Kindergartens by District and Grade, 2020

(A) 本地及非本地幼稚園  
Local and Non-local Kindergartens

分區 District	所有級別 All Grades		幼兒班 Nursery		低班 Lower Class		高班 Upper Class	
	學額 Accommodation	學生人數 Enrolment	學額 Accommodation	學生人數 Enrolment	學額 Accommodation	學生人數 Enrolment	學額 Accommodation	學生人數 Enrolment
所有分區 All Districts	204 362	164 935	66 777	53 877	71 001	57 195	66 584	53 863
香港島 Hong Kong Island	36 627	26 908	12 260	9 017	12 985	9 451	11 382	8 440
中西區 Central & Western	7 986	5 962	2 937	2 106	2 932	2 191	2 117	1 665
灣仔 Wan Chai	8 444	6 765	2 742	2 245	2 883	2 322	2 819	2 198
東區 Eastern	14 222	10 070	4 715	3 374	4 990	3 505	4 517	3 191
南區 Southern	5 975	4 111	1 866	1 292	2 180	1 433	1 929	1 386
九龍 Kowloon	67 116	54 561	21 867	17 772	23 143	18 787	22 106	18 002
油尖旺 Yau Tsim Mong	6 921	5 758	2 362	1 909	2 479	2 071	2 080	1 778
深水埗 Sham Shui Po	12 369	10 018	4 032	3 252	4 251	3 471	4 086	3 295
九龍城 Kowloon City	25 763	20 708	8 574	6 941	8 982	7 142	8 207	6 625
黃大仙 Wong Tai Sin	7 634	6 487	2 347	2 020	2 612	2 220	2 675	2 247
觀塘 Kwun Tong	14 429	11 590	4 552	3 650	4 819	3 883	5 058	4 057
新界 New Territories	100 619	83 466	32 650	27 088	34 873	28 957	33 096	27 421
西貢 Sai Kung	11 019	8 605	3 856	2 928	3 761	2 975	3 402	2 702
沙田 Sha Tin	16 226	13 355	5 142	4 243	5 689	4 693	5 395	4 419
大埔 Tai Po	7 304	6 203	2 411	2 041	2 555	2 164	2 338	1 998
北區 North	9 785	8 196	2 965	2 531	3 400	2 870	3 420	2 795
元朗 Yuen Long	18 187	15 925	6 034	5 319	6 307	5 498	5 846	5 108
屯門 Tuen Mun	13 401	11 250	4 294	3 640	4 600	3 851	4 507	3 759
荃灣 Tsuen Wan	8 065	6 482	2 523	2 045	2 739	2 187	2 803	2 250
葵青 Kwai Tsing	11 687	9 450	3 750	3 016	4 045	3 280	3 892	3 154
離島 Islands	4 945	4 000	1 675	1 325	1 777	1 439	1 493	1 236

- 註：
- (1) 數字反映2020年10月15日的情況。
  - (2) 數字包括幼稚園暨幼兒中心的幼兒班、低班及高班。
  - (3) 有關學額的數字，並不包括空置課室及空置的幼兒中心部分。
  - (4) 學校分區按其校舍所在的區議會分區劃分。

- Notes:
- (1) Figures refer to the position as at 15 October 2020.
  - (2) Figures include nursery, lower and upper classes in kindergarten-cum-child care centres.
  - (3) Figures on accommodation do not include vacant classrooms and vacant child care centre portions.
  - (4) School districts are delineated by the District Council districts of the school premises.

2.7 (續) 2020年幼稚園學額及學生人數 — 按分區及級別統計  
(Cont'd) Accommodation and Student Enrolment in Kindergartens by District and Grade, 2020

(B) 本地幼稚園  
Local Kindergartens

分區 District	所有級別 All Grades		幼兒班 Nursery		低班 Lower Class		高班 Upper Class	
	學額 Accommodation	學生人數 Enrolment	學額 Accommodation	學生人數 Enrolment	學額 Accommodation	學生人數 Enrolment	學額 Accommodation	學生人數 Enrolment
所有分區 All Districts	184 346	152 287	59 387	49 150	63 092	52 173	61 867	50 964
香港島 Hong Kong Island	28 853	22 330	9 482	7 382	9 987	7 708	9 384	7 240
中西區 Central & Western	5 791	4 661	1 911	1 529	1 984	1 598	1 896	1 534
灣仔 Wan Chai	6 616	5 468	2 122	1 768	2 251	1 865	2 243	1 835
東區 Eastern	13 162	9 537	4 340	3 192	4 663	3 341	4 159	3 004
南區 Southern	3 284	2 664	1 109	893	1 089	904	1 086	867
九龍 Kowloon	61 642	50 929	19 876	16 462	20 957	17 363	20 809	17 104
油尖旺 Yau Tsim Mong	5 793	4 956	1 891	1 587	2 032	1 749	1 870	1 620
深水埗 Sham Shui Po	11 464	9 534	3 703	3 064	3 939	3 308	3 822	3 162
九龍城 Kowloon City	22 529	18 468	7 425	6 157	7 623	6 228	7 481	6 083
黃大仙 Wong Tai Sin	7 634	6 487	2 347	2 020	2 612	2 220	2 675	2 247
觀塘 Kwun Tong	14 222	11 484	4 510	3 634	4 751	3 858	4 961	3 992
新界 New Territories	93 851	79 028	30 029	25 306	32 148	27 102	31 674	26 620
西貢 Sai Kung	8 982	7 343	3 071	2 414	3 056	2 533	2 855	2 396
沙田 Sha Tin	15 388	12 716	4 772	3 949	5 297	4 380	5 319	4 387
大埔 Tai Po	6 902	5 962	2 213	1 929	2 363	2 041	2 326	1 992
北區 North	9 653	8 150	2 926	2 518	3 353	2 853	3 374	2 779
元朗 Yuen Long	16 611	14 938	5 507	4 971	5 729	5 133	5 375	4 834
屯門 Tuen Mun	13 079	11 016	4 197	3 561	4 461	3 743	4 421	3 712
荃灣 Tsuen Wan	8 065	6 482	2 523	2 045	2 739	2 187	2 803	2 250
葵青 Kwai Tsing	11 086	9 025	3 471	2 807	3 755	3 075	3 860	3 143
離島 Islands	4 085	3 396	1 349	1 112	1 395	1 157	1 341	1 127

- 註：
- (1) 數字反映2020年10月15日的情況。
  - (2) 數字包括幼稚園暨幼兒中心的幼兒班、低班及高班。
  - (3) 有關學額的數字，並不包括空置課室及空置的幼兒中心部分。
  - (4) 學校分區按其校舍所在的區議會分區劃分。

- Notes:
- (1) Figures refer to the position as at 15 October 2020.
  - (2) Figures include nursery, lower and upper classes in kindergarten-cum-child care centres.
  - (3) Figures on accommodation do not include vacant classrooms and vacant child care centre portions.
  - (4) School districts are delineated by the District Council districts of the school premises.

2.7 (續) 2020年幼稚園學額及學生人數 — 按分區及級別統計  
(Cont'd) Accommodation and Student Enrolment in Kindergartens by District and Grade, 2020

(C) 參加幼稚園教育計劃的幼稚園  
Kindergartens Joining the Kindergarten Education Scheme

分區 District	所有級別 All Grades		幼兒班 Nursery		低班 Lower Class		高班 Upper Class	
	學額 Accommodation	學生人數 Enrolment	學額 Accommodation	學生人數 Enrolment	學額 Accommodation	學生人數 Enrolment	學額 Accommodation	學生人數 Enrolment
所有分區 All Districts	151 117	127 610	48 043	40 730	51 651	43 631	51 423	43 249
香港島 Hong Kong Island	19 714	15 390	6 222	4 886	6 785	5 286	6 707	5 218
中西區 Central & Western	5 111	4 169	1 677	1 362	1 719	1 407	1 715	1 400
灣仔 Wan Chai	3 093	2 478	934	751	1 094	877	1 065	850
東區 Eastern	8 744	6 453	2 723	2 045	3 045	2 218	2 976	2 190
南區 Southern	2 766	2 290	888	728	927	784	951	778
九龍 Kowloon	47 250	39 779	14 941	12 628	16 048	13 550	16 261	13 601
油尖旺 Yau Tsim Mong	4 310	3 883	1 350	1 223	1 516	1 362	1 444	1 298
深水埗 Sham Shui Po	10 360	8 760	3 274	2 763	3 555	3 029	3 531	2 968
九龍城 Kowloon City	11 564	9 830	3 705	3 198	3 901	3 306	3 958	3 326
黃大仙 Wong Tai Sin	7 094	5 951	2 165	1 840	2 430	2 040	2 499	2 071
觀塘 Kwun Tong	13 922	11 355	4 447	3 604	4 646	3 813	4 829	3 938
新界 New Territories	84 153	72 441	26 880	23 216	28 818	24 795	28 455	24 430
西貢 Sai Kung	7 442	6 286	2 420	2 051	2 598	2 169	2 424	2 066
沙田 Sha Tin	12 584	10 768	3 982	3 384	4 290	3 675	4 312	3 709
大埔 Tai Po	5 410	5 072	1 767	1 655	1 868	1 752	1 775	1 665
北區 North	9 240	7 854	2 779	2 414	3 208	2 749	3 253	2 691
元朗 Yuen Long	16 227	14 727	5 403	4 917	5 566	5 047	5 258	4 763
屯門 Tuen Mun	12 317	10 428	3 954	3 376	4 184	3 524	4 179	3 528
荃灣 Tsuen Wan	6 852	5 640	2 139	1 772	2 354	1 918	2 359	1 950
葵青 Kwai Tsing	10 506	8 552	3 277	2 649	3 533	2 896	3 696	3 007
離島 Islands	3 575	3 114	1 159	998	1 217	1 065	1 199	1 051

- 註：
- (1) 數字反映2020年10月15日的情況。
  - (2) 數字包括幼稚園暨幼兒中心的幼兒班、低班及高班。
  - (3) 有關學額的數字，並不包括空置課室及空置的幼兒中心部分。
  - (4) 學生人數包括非持有幼稚園入學註冊證但在參加幼稚園教育計劃的幼稚園（包括幼稚園暨幼兒中心）就讀的學生。
  - (5) 所有參加幼稚園教育計劃的幼稚園都是合資格的本地非牟利幼稚園。
  - (6) 學校分區按其校舍所在的區議會分區劃分。

- Notes:
- (1) Figures refer to the position as at 15 October 2020.
  - (2) Figures include nursery, lower and upper classes in kindergarten-cum-child care centres.
  - (3) Figures on accommodation do not include vacant classrooms and vacant child care centre portions.
  - (4) Figures on enrolment include students who are not holders of Registration Certificate for Kindergarten Admission but attend kindergartens (including kindergarten-cum-child care centres) joining the Kindergarten Education Scheme.
  - (5) All kindergartens joining the Kindergarten Education Scheme are eligible local non-profit-making kindergartens.
  - (6) School districts are delineated by the District Council districts of the school premises.

2.8 2020年幼稚園學額及學生人數 — 按分區及上課時間統計  
Accommodation and Student Enrolment in Kindergartens by District and Session, 2020

(A) 本地及非本地幼稚園  
Local and Non-local Kindergartens

分區 District	所有上課時間 All Sessions		上午 AM		下午 PM		全日 Whole Day	
	學額 Accommodation	學生人數 Enrolment	學額 Accommodation	學生人數 Enrolment	學額 Accommodation	學生人數 Enrolment	學額 Accommodation	學生人數 Enrolment
所有分區 All Districts	204 362	164 935	87 501	70 708	59 607	43 038	57 254	51 189
香港島 Hong Kong Island	36 627	26 908	16 641	12 375	11 894	8 041	8 092	6 492
中西區 Central & Western	7 986	5 962	3 956	2 912	2 595	1 828	1 435	1 222
灣仔 Wan Chai	8 444	6 765	3 655	3 019	3 472	2 645	1 317	1 101
東區 Eastern	14 222	10 070	6 275	4 559	4 353	2 825	3 594	2 686
南區 Southern	5 975	4 111	2 755	1 885	1 474	743	1 746	1 483
九龍 Kowloon	67 116	54 561	27 676	22 310	20 439	15 157	19 001	17 094
油尖旺 Yau Tsim Mong	6 921	5 758	2 823	2 225	2 049	1 610	2 049	1 923
深水埗 Sham Shui Po	12 369	10 018	5 422	4 326	3 708	2 603	3 239	3 089
九龍城 Kowloon City	25 763	20 708	11 436	9 389	9 863	7 686	4 464	3 633
黃大仙 Wong Tai Sin	7 634	6 487	2 553	2 093	1 456	1 093	3 625	3 301
觀塘 Kwun Tong	14 429	11 590	5 442	4 277	3 363	2 165	5 624	5 148
新界 New Territories	100 619	83 466	43 184	36 023	27 274	19 840	30 161	27 603
西貢 Sai Kung	11 019	8 605	5 062	4 103	2 782	1 637	3 175	2 865
沙田 Sha Tin	16 226	13 355	7 075	5 805	4 535	3 308	4 616	4 242
大埔 Tai Po	7 304	6 203	3 322	2 778	1 804	1 337	2 178	2 088
北區 North	9 785	8 196	4 160	3 498	2 560	1 888	3 065	2 810
元朗 Yuen Long	18 187	15 925	7 656	6 800	5 745	4 580	4 786	4 545
屯門 Tuen Mun	13 401	11 250	5 682	4 923	3 350	2 427	4 369	3 900
荃灣 Tsuen Wan	8 065	6 482	3 314	2 662	2 627	1 930	2 124	1 890
葵青 Kwai Tsing	11 687	9 450	4 707	3 791	2 837	1 902	4 143	3 757
離島 Islands	4 945	4 000	2 206	1 663	1 034	831	1 705	1 506

- 註：
- (1) 數字反映2020年10月15日的情況。
  - (2) 數字包括幼稚園暨幼兒中心的幼兒班、低班及高班。
  - (3) 有關學額的數字，並不包括空置課室及空置的幼兒中心部分。
  - (4) 學校分區按其校舍所在的區議會分區劃分。

- Notes:
- (1) Figures refer to the position as at 15 October 2020.
  - (2) Figures include nursery, lower and upper classes in kindergarten-cum-child care centres.
  - (3) Figures on accommodation do not include vacant classrooms and vacant child care centre portions.
  - (4) School districts are delineated by the District Council districts of the school premises.

2.8 (續) 2020年幼稚園學額及學生人數 — 按分區及上課時間統計  
(Cont'd) Accommodation and Student Enrolment in Kindergartens by District and Session, 2020

(B) 本地幼稚園  
Local Kindergartens

分區 District	所有上課時間 All Sessions		上午 AM		下午 PM		全日 Whole Day	
	學額 Accommodation	學生人數 Enrolment	學額 Accommodation	學生人數 Enrolment	學額 Accommodation	學生人數 Enrolment	學額 Accommodation	學生人數 Enrolment
所有分區 All Districts	184 346	152 287	75 981	63 302	53 167	39 319	55 198	49 666
香港島 Hong Kong Island	28 853	22 330	11 958	9 489	9 423	6 782	7 472	6 059
中西區 Central & Western	5 791	4 661	2 462	2 000	1 966	1 493	1 363	1 168
灣仔 Wan Chai	6 616	5 468	2 788	2 352	2 711	2 136	1 117	980
東區 Eastern	13 162	9 537	5 632	4 239	4 040	2 688	3 490	2 610
南區 Southern	3 284	2 664	1 076	898	706	465	1 502	1 301
九龍 Kowloon	61 642	50 929	24 619	20 309	18 747	14 072	18 276	16 548
油尖旺 Yau Tsim Mong	5 793	4 956	2 114	1 749	1 805	1 422	1 874	1 785
深水埗 Sham Shui Po	11 464	9 534	4 769	3 957	3 464	2 495	3 231	3 082
九龍城 Kowloon City	22 529	18 468	9 886	8 286	8 659	6 897	3 984	3 285
黃大仙 Wong Tai Sin	7 634	6 487	2 553	2 093	1 456	1 093	3 625	3 301
觀塘 Kwun Tong	14 222	11 484	5 297	4 224	3 363	2 165	5 562	5 095
新界 New Territories	93 851	79 028	39 404	33 504	24 997	18 465	29 450	27 059
西貢 Sai Kung	8 982	7 343	3 845	3 283	2 189	1 354	2 948	2 706
沙田 Sha Tin	15 388	12 716	6 633	5 461	4 139	3 013	4 616	4 242
大埔 Tai Po	6 902	5 962	3 122	2 662	1 702	1 287	2 078	2 013
北區 North	9 653	8 150	4 045	3 457	2 560	1 888	3 048	2 805
元朗 Yuen Long	16 611	14 938	6 822	6 228	5 035	4 187	4 754	4 523
屯門 Tuen Mun	13 079	11 016	5 541	4 816	3 321	2 421	4 217	3 779
荃灣 Tsuen Wan	8 065	6 482	3 314	2 662	2 627	1 930	2 124	1 890
葵青 Kwai Tsing	11 086	9 025	4 352	3 562	2 591	1 706	4 143	3 757
離島 Islands	4 085	3 396	1 730	1 373	833	679	1 522	1 344

- 註：
- (1) 數字反映2020年10月15日的情況。
  - (2) 數字包括幼稚園暨幼兒中心的幼兒班、低班及高班。
  - (3) 有關學額的數字，並不包括空置課室及空置的幼兒中心部分。
  - (4) 學校分區按其校舍所在的區議會分區劃分。

- Notes:
- (1) Figures refer to the position as at 15 October 2020.
  - (2) Figures include nursery, lower and upper classes in kindergarten-cum-child care centres.
  - (3) Figures on accommodation do not include vacant classrooms and vacant child care centre portions.
  - (4) School districts are delineated by the District Council districts of the school premises.

2.8 (續) 2020年幼稚園學額及學生人數 — 按分區及上課時間統計  
(Cont'd) Accommodation and Student Enrolment in Kindergartens by District and Session, 2020

(C) 參加幼稚園教育計劃的幼稚園  
Kindergartens Joining the Kindergarten Education Scheme

分區 District	所有上課時間 All Sessions		上午 AM		下午 PM		全日 Whole Day	
	學額 Accommodation	學生人數 Enrolment	學額 Accommodation	學生人數 Enrolment	學額 Accommodation	學生人數 Enrolment	學額 Accommodation	學生人數 Enrolment
所有分區 All Districts	151 117	127 610	58 327	49 693	39 898	29 755	52 892	48 162
香港島 Hong Kong Island	19 714	15 390	7 379	5 923	5 249	3 755	7 086	5 712
中西區 Central & Western	5 111	4 169	2 088	1 727	1 732	1 334	1 291	1 108
灣仔 Wan Chai	3 093	2 478	1 158	944	1 036	757	899	777
東區 Eastern	8 744	6 453	3 318	2 558	2 005	1 351	3 421	2 544
南區 Southern	2 766	2 290	815	694	476	313	1 475	1 283
九龍 Kowloon	47 250	39 779	17 335	14 491	12 550	9 228	17 365	16 060
油尖旺 Yau Tsim Mong	4 310	3 883	1 395	1 214	1 205	1 014	1 710	1 655
深水埗 Sham Shui Po	10 360	8 760	4 190	3 520	2 997	2 164	3 173	3 076
九龍城 Kowloon City	11 564	9 830	4 320	3 800	3 949	3 097	3 295	2 933
黃大仙 Wong Tai Sin	7 094	5 951	2 283	1 825	1 186	825	3 625	3 301
觀塘 Kwun Tong	13 922	11 355	5 147	4 132	3 213	2 128	5 562	5 095
新界 New Territories	84 153	72 441	33 613	29 279	22 099	16 772	28 441	26 390
西貢 Sai Kung	7 442	6 286	2 942	2 552	1 673	1 105	2 827	2 629
沙田 Sha Tin	12 584	10 768	5 050	4 327	3 240	2 427	4 294	4 014
大埔 Tai Po	5 410	5 072	2 160	2 041	1 358	1 166	1 892	1 865
北區 North	9 240	7 854	3 705	3 203	2 487	1 846	3 048	2 805
元朗 Yuen Long	16 227	14 727	6 623	6 068	4 924	4 174	4 680	4 485
屯門 Tuen Mun	12 317	10 428	5 070	4 411	3 150	2 336	4 097	3 681
荃灣 Tsuen Wan	6 852	5 640	2 710	2 229	2 163	1 576	1 979	1 835
葵青 Kwai Tsing	10 506	8 552	4 013	3 283	2 391	1 537	4 102	3 732
離島 Islands	3 575	3 114	1 340	1 165	713	605	1 522	1 344

- 註：
- (1) 數字反映2020年10月15日的情況。
  - (2) 數字包括幼稚園暨幼兒中心的幼兒班、低班及高班。
  - (3) 有關學額的數字，並不包括空置課室及空置的幼兒中心部分。
  - (4) 學生人數包括非持有幼稚園入學註冊證但在參加幼稚園教育計劃的幼稚園（包括幼稚園暨幼兒中心）就讀的學生。
  - (5) 所有參加幼稚園教育計劃的幼稚園都是合資格的本地非牟利幼稚園。
  - (6) 學校分區按其校舍所在的區議會分區劃分。

- Notes:
- (1) Figures refer to the position as at 15 October 2020.
  - (2) Figures include nursery, lower and upper classes in kindergarten-cum-child care centres.
  - (3) Figures on accommodation do not include vacant classrooms and vacant child care centre portions.
  - (4) Figures on enrolment include students who are not holders of Registration Certificate for Kindergarten Admission but attend kindergartens (including kindergarten-cum-child care centres) joining the Kindergarten Education Scheme.
  - (5) All kindergartens joining the Kindergarten Education Scheme are eligible local non-profit-making kindergartens.
  - (6) School districts are delineated by the District Council districts of the school premises.



2.9 2020年幼稚園學生人數 — 按級別、性別及年齡統計  
**Student Enrolment in Kindergartens by Grade, Sex and Age, 2020**

(A) 本地及非本地幼稚園  
**Local and Non-local Kindergartens**

級別 Grade	性別 Sex	所有歲數 All Ages	年齡 Age				
			<3	3	4	5	≥6
所有級別 All Grades		164 935	8 401	53 916	55 978	45 104	1 536
	男 Male	85 391	4 230	27 721	28 826	23 615	999
	女 Female	79 544	4 171	26 195	27 152	21 489	537
幼兒班 Nursery		53 877	8 397	44 726	744	10	-
	男 Male	27 857	4 228	23 149	476	4	-
	女 Female	26 020	4 169	21 577	268	6	-
低班 Lower Class		57 195	4	9 157	46 907	1 115	12
	男 Male	29 627	2	4 555	24 361	704	5
	女 Female	27 568	2	4 602	22 546	411	7
高班 Upper Class		53 863	-	33	8 327	43 979	1 524
	男 Male	27 907	-	17	3 989	22 907	994
	女 Female	25 956	-	16	4 338	21 072	530

註： (1) 數字反映2020年10月15日的情況。  
 (2) 數字包括幼稚園暨幼兒中心的幼兒班、低班及高班。

Notes: (1) Figures refer to the position as at 15 October 2020.  
 (2) Figures include nursery, lower and upper classes in kindergarten-cum-child care centres.

2.9 (續) 2020年幼稚園學生人數 — 按級別、性別及年齡統計  
(Cont'd) Student Enrolment in Kindergartens by Grade, Sex and Age, 2020

(B) 本地幼稚園  
Local Kindergartens

級別 Grade	性別 Sex	所有歲數 All Ages	年齡 Age				
			<3	3	4	5	≥6
所有級別 All Grades		152 287	7 921	49 076	51 085	42 825	1 380
	男 Male	78 684	3 983	25 199	26 239	22 358	905
	女 Female	73 603	3 938	23 877	24 846	20 467	475
幼兒班 Nursery		49 150	7 921	40 623	603	3	-
	男 Male	25 393	3 983	21 006	401	3	-
	女 Female	23 757	3 938	19 617	202	-	-
低班 Lower Class		52 173	-	8 452	42 795	915	11
	男 Male	26 960	-	4 192	22 181	582	5
	女 Female	25 213	-	4 260	20 614	333	6
高班 Upper Class		50 964	-	1	7 687	41 907	1 369
	男 Male	26 331	-	1	3 657	21 773	900
	女 Female	24 633	-	-	4 030	20 134	469

註： (1) 數字反映2020年10月15日的情況。  
(2) 數字包括幼稚園暨幼兒中心的幼兒班、低班及高班。

Notes: (1) Figures refer to the position as at 15 October 2020.  
(2) Figures include nursery, lower and upper classes in kindergarten-cum-child care centres.

**III**  
小學  
**Primary Schools**



**3.1 2010年至2020年小學開辦班數、學額、學生人數及重讀生人數 — 按級別統計**  
**Operating Classes, Accommodation, Student Enrolment and Repeaters in Primary Schools by Grade, 2010-2020**

級別	Grade		2010	2011	2012	2013	2014	2015	2016	2017	2018	2019	2020
所有級別 All Grades	班數	Classes	11 576	11 566	11 666	11 955	12 334	12 618	12 931	13 317	13 610	13 725	13 713
	學額	Accommodation	350 301	341 204	333 792	333 239	338 324	345 485	355 112	367 466	380 124	383 845	383 379
	學生人數	Enrolment	331 112	322 881	317 442	320 918	329 300	337 558	349 008	362 049	372 465	373 228	364 257
	重讀生人數	Repeaters	2 470	2 347	1 923	1 725	1 664	1 610	1 506	1 471	1 608	1 765	1 623
小一 Primary 1	班數	Classes	1 951	2 000	2 102	2 220	2 280	2 262	2 280	2 378	2 391	2 292	2 295
	學額	Accommodation	53 020	54 236	56 907	60 468	62 589	61 731	63 015	66 969	69 219	63 706	63 566
	學生人數	Enrolment	49 653	51 397	54 683	59 074	61 082	60 320	61 861	65 601	66 914	60 465	59 427
	重讀生人數	Repeaters	517	534	455	448	486	484	409	395	430	602	461
小二 Primary 2	班數	Classes	1 924	1 917	1 967	2 050	2 182	2 231	2 216	2 250	2 330	2 363	2 245
	學額	Accommodation	53 129	52 786	53 963	56 265	59 855	61 623	60 948	62 325	66 250	68 623	62 779
	學生人數	Enrolment	50 179	49 740	51 604	54 548	58 859	60 486	59 896	61 293	64 700	66 131	58 916
	重讀生人數	Repeaters	483	461	424	366	340	337	323	321	346	348	419
小三 Primary 3	班數	Classes	1 896	1 920	1 920	1 963	2 057	2 182	2 232	2 222	2 258	2 342	2 351
	學額	Accommodation	56 195	53 131	52 719	53 772	56 331	59 673	61 696	60 972	62 553	66 511	68 170
	學生人數	Enrolment	52 775	50 558	50 131	51 921	54 972	58 931	60 735	60 111	61 238	64 804	64 603
	重讀生人數	Repeaters	428	367	316	288	272	249	260	275	288	273	304
小四 Primary 4	班數	Classes	1 871	1 881	1 930	1 922	1 967	2 061	2 180	2 226	2 225	2 269	2 335
	學額	Accommodation	60 103	57 076	53 300	52 809	53 880	56 346	59 639	61 544	61 066	62 665	65 990
	學生人數	Enrolment	56 137	53 656	51 322	50 686	52 494	55 203	59 292	61 098	60 351	61 436	63 303
	重讀生人數	Repeaters	693	625	504	384	378	320	324	315	359	323	304
小五 Primary 5	班數	Classes	1 990	1 875	1 886	1 936	1 929	1 966	2 063	2 184	2 229	2 235	2 260
	學額	Accommodation	64 496	60 185	57 276	53 460	52 840	53 732	56 277	59 597	61 631	61 041	62 096
	學生人數	Enrolment	61 830	56 498	53 878	51 648	50 945	52 445	55 240	59 178	60 829	60 283	59 631
	重讀生人數	Repeaters	330	346	203	220	170	207	162	155	154	190	105
小六 Primary 6	班數	Classes	1 945	1 973	1 861	1 864	1 918	1 916	1 960	2 057	2 177	2 224	2 227
	學額	Accommodation	63 358	63 790	59 627	56 465	52 829	52 380	53 537	56 059	59 405	61 299	60 778
	學生人數	Enrolment	60 538	61 032	55 824	53 041	50 948	50 173	51 984	54 768	58 433	60 109	58 377
	重讀生人數	Repeaters	19	14	21	19	18	13	28	10	31	29	30

- 註：
- (1) 數字包括普通小學，但不包括特殊學校。
  - (2) 數字一般反映該年9月中的情況，除2020年反映10月中外。
  - (3) 在很少數的非公營學校中，開辦班數涉及少數的混合班，即一班內有不同級別的學生於同一課室上課。於計算每所學校總班數時，混合班只會視作一班計算。當計算按級別劃分的班數時，混合班會根據不同級別學生人數的比例分拆，並按四捨五入以整數表列。因此，個別級別的開辦班數合計起來可能與學校的總班數不同。
  - (4) 學額數字指有關學校按照其預設班額所開辦的班數（不包括空置課室）而可容納的學生人數。

- Notes:
- (1) Figures include ordinary primary schools, but not special schools.
  - (2) Figures generally refer to the position as at mid-September of the respective years, except as at mid-October for 2020.
  - (3) Figures on operating classes in a very small number of non-public sector schools involve a small number of combined classes, i.e. classes operated in the same classroom comprising students of different grades. When counting the total number of classes in a school, a combined class is treated as one class. When counting the number of classes broken down by grade, a combined class is split into different classes in proportion to the number of students from each grade and the numbers are rounded to the nearest integer. Accordingly, figures on operating classes for individual grades may not add up to the total number of classes in schools.
  - (4) Figures on accommodation refer to the number of students that can be accommodated in operating classes (excluding vacant classrooms) in accordance with the planned class sizes as adopted by schools concerned.

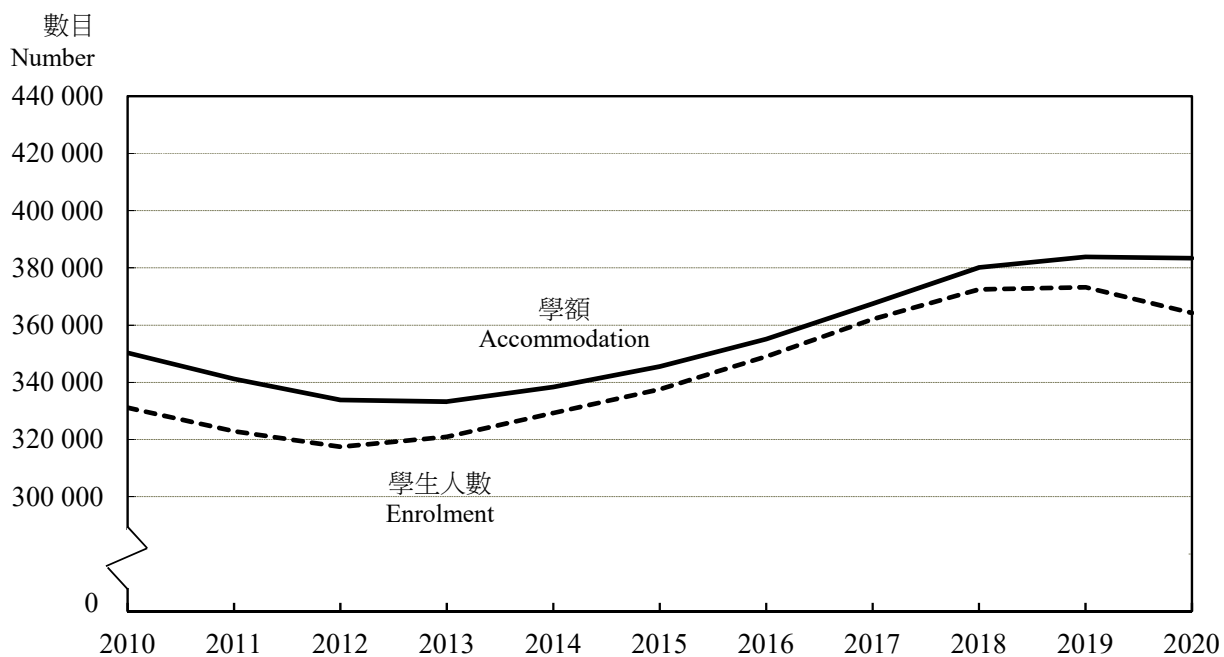
3.2 2010年至2020年小學開辦班數、學額、學生人數及重讀生人數 — 按學校類別統計  
Operating Classes, Accommodation, Student Enrolment and Repeaters in Primary Schools by Sector, 2010-2020

學校類別 Sector			2010	2011	2012	2013	2014	2015	2016	2017	2018	2019	2020
各類學校合計 All Sectors	班數 Classes		11 576	11 566	11 666	11 955	12 334	12 618	12 931	13 317	13 610	13 725	13 713
	學額 Accommodation		350 301	341 204	333 792	333 239	338 324	345 485	355 112	367 466	380 124	383 845	383 379
	學生人數 Enrolment		331 112	322 881	317 442	320 918	329 300	337 558	349 008	362 049	372 465	373 228	364 257
	重讀生人數 Repeaters		2 470	2 347	1 923	1 725	1 664	1 610	1 506	1 471	1 608	1 765	1 623
官立 Government	班數 Classes		781	778	782	802	819	832	843	856	864	859	851
	學額 Accommodation		23 188	22 233	21 429	21 197	21 172	21 452	21 777	22 380	23 059	23 098	22 971
	學生人數 Enrolment		22 448	21 615	20 972	20 979	21 131	21 466	22 000	22 618	23 159	23 043	22 393
	重讀生人數 Repeaters		97	98	59	71	67	75	56	51	49	57	98
資助 Aided	班數 Classes		8 731	8 658	8 672	8 887	9 168	9 394	9 639	9 930	10 138	10 184	10 164
	學額 Accommodation		260 949	250 780	242 451	240 703	243 822	249 577	256 939	266 776	275 797	278 027	277 550
	學生人數 Enrolment		252 893	244 003	237 555	238 888	245 022	251 540	260 482	270 839	278 732	278 030	270 930
	重讀生人數 Repeaters		1 835	1 739	1 376	1 244	1 137	1 037	972	965	1 005	1 144	1 245
直接資助計劃 DSS	班數 Classes		458	479	488	502	510	515	518	525	526	532	534
	學額 Accommodation		14 241	15 288	15 438	15 598	15 909	15 862	16 125	16 173	16 413	16 432	16 503
	學生人數 Enrolment		13 480	14 082	14 275	14 562	14 839	15 120	15 326	15 590	15 759	15 935	15 918
	重讀生人數 Repeaters		170	160	138	102	101	117	113	101	116	140	113
國際 International	班數 Classes		731	756	801	829	868	871	887	919	945	960	964
	學額 Accommodation		19 364	20 063	21 130	21 544	22 326	22 430	22 940	23 803	24 664	25 012	24 993
	學生人數 Enrolment		17 399	18 089	18 844	19 492	20 193	20 439	21 093	21 912	22 720	23 156	22 783
	重讀生人數 Repeaters		82	79	71	56	65	42	52	72	85	60	36
其他私立 Other Private	班數 Classes		875	895	923	935	969	1 006	1 044	1 087	1 137	1 190	1 200
	學額 Accommodation		32 559	32 840	33 344	34 197	35 095	36 164	37 331	38 334	40 191	41 276	41 362
	學生人數 Enrolment		24 892	25 092	25 796	26 997	28 115	28 993	30 107	31 090	32 095	33 064	32 233
	重讀生人數 Repeaters		286	271	279	252	294	339	313	282	353	364	131

- 註： (1) 數字包括普通小學，但不包括特殊學校。  
(2) 數字一般反映該年9月中的情況，除2020年反映10月中外。  
(3) 學額數字指有關學校按照其預設班額所開辦的班數（不包括空置課室）而可容納的學生人數。  
(4) 部分非公營學校開辦非本地正規課程。

- Notes: (1) Figures include ordinary primary schools, but not special schools.  
(2) Figures generally refer to the position as at mid-September of the respective years, except as at mid-October for 2020.  
(3) Figures on accommodation refer to the number of students that can be accommodated in operating classes (excluding vacant classrooms) in accordance with the planned class sizes as adopted by schools concerned.  
(4) Some of the non-public sector schools operate non-local formal curriculum courses.

圖 9 2010年至2020年小學學額及學生人數  
 Chart 9 Accommodation and Student Enrolment in Primary Schools, 2010-2020

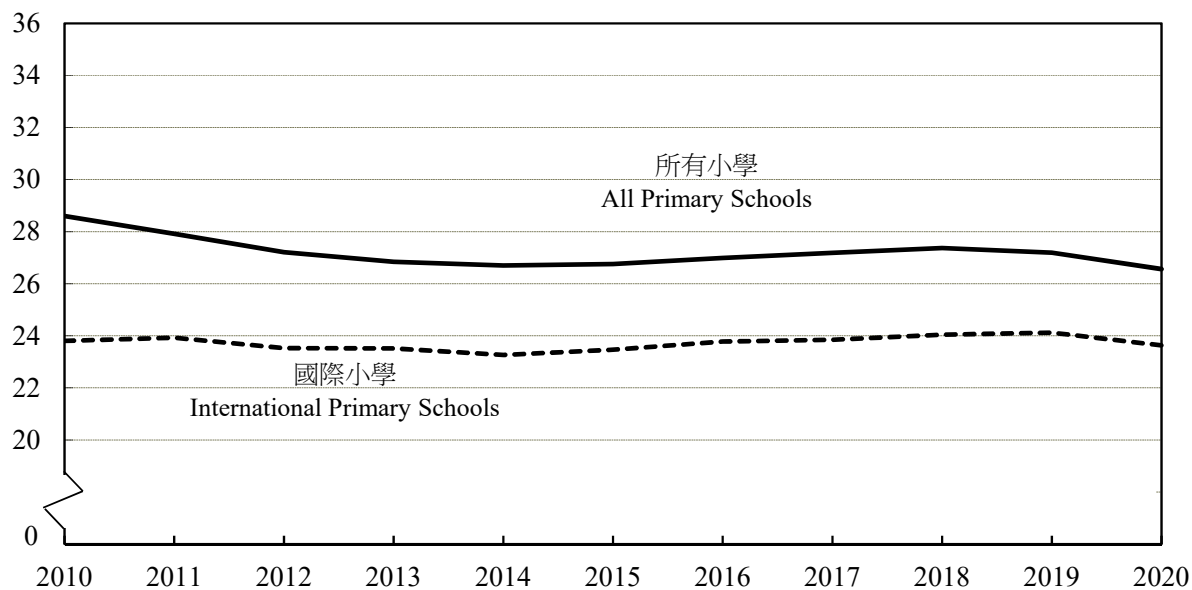


註： (1) 數字包括普通小學，但不包括特殊學校。  
 (2) 數字一般反映該年9月中的情況，除2020年反映10月中外。  
 (3) 學額數字指有關學校按照其預設班額所開辦的班數（不包括空置課室）而可容納的學生人數。

Notes: (1) Figures include ordinary primary schools, but not special schools.  
 (2) Figures generally refer to the position as at mid-September of the respective years, except as at mid-October for 2020.  
 (3) Figures on accommodation refer to the number of students that can be accommodated in operating classes (excluding vacant classrooms) in accordance with the planned class sizes as adopted by schools concerned.

圖 10 2010年至2020年小學每班平均人數  
Chart 10 Average Class Size in Primary Schools, 2010-2020

每班平均人數  
Average Class Size



- 註：
- (1) 數字包括普通小學，但不包括特殊學校。
  - (2) 數字一般反映該年9月中的情況，除2020年反映10月中外。

- Notes:
- (1) Figures include ordinary primary schools, but not special schools.
  - (2) Figures generally refer to the position as at mid-September of the respective years, except as at mid-October for 2020.



3.3 2020年小學開辦班數、學額、學生人數及重讀生人數 — 按學校類別及級別統計  
Operating Classes, Accommodation, Student Enrolment and Repeaters in Primary Schools by Sector and Grade, 2020

學校類別 Sector		所有級別 All Grades	小一 P1	小二 P2	小三 P3	小四 P4	小五 P5	小六 P6
各類學校合計 All Sectors	班數 Classes	13 713	2 295	2 245	2 351	2 335	2 260	2 227
	學額 Accommodation	383 379	63 566	62 779	68 170	65 990	62 096	60 778
	學生人數 Enrolment	364 257	59 427	58 916	64 603	63 303	59 631	58 377
	重讀生人數 Repeaters	1 623	461	419	304	304	105	30
官立 Government	班數 Classes	851	136	137	149	146	140	143
	學額 Accommodation	22 971	3 633	3 673	4 280	4 010	3 665	3 710
	學生人數 Enrolment	22 393	3 464	3 508	4 073	3 935	3 686	3 727
	重讀生人數 Repeaters	98	23	24	22	19	10	-
資助 Aided	班數 Classes	10 164	1 662	1 645	1 736	1 739	1 698	1 684
	學額 Accommodation	277 550	44 892	44 746	49 485	48 168	45 524	44 735
	學生人數 Enrolment	270 930	42 967	43 071	48 179	47 460	44 902	44 351
	重讀生人數 Repeaters	1 245	330	355	245	233	77	5
直接資助計劃 DSS	班數 Classes	534	91	91	91	90	83	88
	學額 Accommodation	16 503	2 815	2 805	2 793	2 767	2 569	2 754
	學生人數 Enrolment	15 918	2 709	2 774	2 755	2 696	2 453	2 531
	重讀生人數 Repeaters	113	54	15	11	20	9	4
國際 International	班數 Classes	964	193	159	162	155	150	145
	學額 Accommodation	24 993	4 794	4 147	4 260	4 078	3 942	3 772
	學生人數 Enrolment	22 783	4 386	3 789	3 829	3 726	3 598	3 455
	重讀生人數 Repeaters	36	11	2	6	4	3	10
其他私立 Other Private	班數 Classes	1 200	213	213	213	205	189	167
	學額 Accommodation	41 362	7 432	7 408	7 352	6 967	6 396	5 807
	學生人數 Enrolment	32 233	5 901	5 774	5 767	5 486	4 992	4 313
	重讀生人數 Repeaters	131	43	23	20	28	6	11

- 註： (1) 數字包括普通小學，但不包括特殊學校。  
(2) 數字反映2020年10月15日的情況。  
(3) 在很少數的非公營學校中，開辦班數涉及少數的混合班，即一班內有不同級別的學生於同一課室上課。於計算每所學校總班數時，混合班只會視作一班計算。當計算按級別劃分的班數時，混合班會根據不同級別學生人數的比例分拆，並按四捨五入以整數表列。因此，個別級別的開辦班數合計起來可能與學校的總班數不同。  
(4) 學額數字指有關學校按照其預設班額所開辦的班數（不包括空置課室）而可容納的學生人數。  
(5) 部分本地非公營學校開辦非本地正規課程。  
(6) 國際學校小一級別的數字涵蓋預備班。

- Notes: (1) Figures include ordinary primary schools, but not special schools.  
(2) Figures refer to the position as at 15 October 2020.  
(3) Figures on operating classes in a very small number of non-public sector schools involve a small number of combined classes, i.e. classes operated in the same classroom comprising students of different grades. When counting the total number of classes in a school, a combined class is treated as one class. When counting the number of classes broken down by grade, a combined class is split into different classes in proportion to the number of students from each grade and the numbers are rounded to the nearest integer. Accordingly, figures on operating classes for individual grades may not add up to the total number of classes in schools.  
(4) Figures on accommodation refer to the number of students that can be accommodated in operating classes (excluding vacant classrooms) in accordance with the planned class sizes as adopted by schools concerned.  
(5) Some of the local non-public sector schools operate non-local formal curriculum courses.  
(6) Figures for Primary 1 in international schools cover preparatory classes.

## 3.4

## 2020年小學開辦班數、學額及學生人數 — 按學校宗教背景統計

## Operating Classes, Accommodation and Student Enrolment in Primary Schools by Religious Background of School, 2020

學校宗教背景 Religious Background of School		班數 Classes	學額 Accommodation	學生人數 Enrolment
所有學校	All	13 713	383 379	364 257
無宗教	No Religion	5 860	160 148	150 864
基督教	Christianity/Protestantism	4 517	129 650	124 299
天主教	Catholicism	2 590	73 806	70 503
佛教	Buddhism	365	9 972	9 562
道教	Taoism	218	5 775	5 481
儒釋道三教	Confucianism, Buddhism and Taoism	99	2 475	2 238
其他	Others	64	1 553	1 310

- 註：
- (1) 數字包括普通小學，但不包括特殊學校。
  - (2) 數字反映2020年10月15日的情況。
  - (3) 學額數字指有關學校按照其預設班額所開辦的班數（不包括空置課室）而可容納的學生人數。

- Notes:
- (1) Figures include ordinary primary schools, but not special schools.
  - (2) Figures refer to the position as at 15 October 2020.
  - (3) Figures on accommodation refer to the number of students that can be accommodated in operating classes (excluding vacant classrooms) in accordance with the planned class sizes as adopted by schools concerned.

### 3.5 2020年小學開辦班數 — 按分區及級別統計 Operating Classes in Primary Schools by District and Grade, 2020

#### (A) 所有學校 All Schools

分區 District		所有級別 All Grades	小一 P1	小二 P2	小三 P3	小四 P4	小五 P5	小六 P6
所有分區	All Districts	13 713	2 295	2 245	2 351	2 335	2 260	2 227
香港島	Hong Kong Island	2 420	420	401	412	411	396	380
中西區	Central & Western	452	75	76	77	77	75	72
灣仔	Wan Chai	510	85	87	90	87	81	80
東區	Eastern	830	140	132	139	141	141	138
南區	Southern	628	120	106	106	106	99	91
九龍	Kowloon	4 291	722	713	731	727	701	698
油尖旺	Yau Tsim Mong	576	99	98	101	96	91	91
深水埗	Sham Shui Po	801	144	135	132	132	132	126
九龍城	Kowloon City	1 216	211	204	207	201	195	198
黃大仙	Wong Tai Sin	696	112	112	117	122	118	115
觀塘	Kwun Tong	1 002	156	163	173	176	165	168
新界	New Territories	7 002	1 154	1 132	1 208	1 197	1 163	1 149
西貢	Sai Kung	776	137	129	133	135	119	123
沙田	Sha Tin	1 182	197	190	199	204	197	195
大埔	Tai Po	597	104	101	108	94	97	93
北區	North	672	103	105	120	116	113	115
元朗	Yuen Long	1 249	200	198	212	214	215	210
屯門	Tuen Mun	952	154	155	157	162	162	162
荃灣	Tsuen Wan	479	77	77	82	82	81	80
葵青	Kwai Tsing	733	119	115	129	128	122	120
離島	Islands	362	63	62	68	62	57	51

- 註： (1) 數字包括普通小學，但不包括特殊學校。  
(2) 數字反映2020年10月15日的情況。  
(3) 在很少數的非公營學校中，數字涉及少數的混合班，即一班內有不同級別的學生於同一課室上課。於計算每所學校總班數時，混合班只會視作一班計算。當計算按級別劃分的班數時，混合班會根據不同級別學生人數的比例分拆，並按四捨五入以整數表列。因此，個別級別的開辦班數合計起來可能與學校的總班數不同。  
(4) 學校分區按其校舍所在的區議會分區劃分，由2019年開始，設在臨時校舍的學校會按其校舍原址所在的區議會分區劃分。

- Notes: (1) Figures include ordinary primary schools, but not special schools.  
(2) Figures refer to the position as at 15 October 2020.  
(3) Figures in a very small number of non-public sector schools involve a small number of combined classes, i.e. classes operated in the same classroom comprising students of different grades. When counting the total number of classes in a school, a combined class is treated as one class. When counting the number of classes broken down by grade, a combined class is split into different classes in proportion to the number of students from each grade and the numbers are rounded to the nearest integer. Accordingly, figures on operating classes for individual grades may not add up to the total number of classes in schools.  
(4) School districts are delineated by the District Council districts of the school premises. Starting from 2019, the districts for schools with decanting premises are based on the District Council districts of the original premises.

3.5 (續) 2020年小學開辦班數 — 按分區及級別統計  
(Cont'd) Operating Classes in Primary Schools by District and Grade, 2020

(B) 公營及直接資助計劃學校  
Public Sector and Direct Subsidy Scheme Schools

分區 District		所有級別 All Grades	小一 P1	小二 P2	小三 P3	小四 P4	小五 P5	小六 P6
所有分區	All Districts	11 549	1 889	1 873	1 976	1 975	1 921	1 915
香港島	Hong Kong Island	1 571	256	258	269	268	262	258
中西區	Central & Western	310	51	51	51	53	53	51
灣仔	Wan Chai	324	52	53	56	56	53	54
東區	Eastern	666	108	109	115	113	112	109
南區	Southern	271	45	45	47	46	44	44
九龍	Kowloon	3 434	569	561	579	584	569	572
油尖旺	Yau Tsim Mong	518	87	86	90	86	85	84
深水埗	Sham Shui Po	587	102	98	96	96	97	98
九龍城	Kowloon City	782	132	129	130	130	129	132
黃大仙	Wong Tai Sin	609	97	98	102	107	104	101
觀塘	Kwun Tong	938	151	150	161	165	154	157
新界	New Territories	6 544	1 064	1 054	1 128	1 123	1 090	1 085
西貢	Sai Kung	670	114	111	115	117	104	109
沙田	Sha Tin	1 080	179	173	182	187	180	179
大埔	Tai Po	493	83	84	89	78	80	79
北區	North	672	103	105	120	116	113	115
元朗	Yuen Long	1 219	194	192	206	209	210	208
屯門	Tuen Mun	920	149	150	152	157	157	155
荃灣	Tsuen Wan	473	76	76	81	81	80	79
葵青	Kwai Tsing	733	119	115	129	128	122	120
離島	Islands	284	47	48	54	50	44	41

- 註：
- (1) 數字包括普通小學，但不包括特殊學校。
  - (2) 數字反映2020年10月15日的情況。
  - (3) 在很少數的非公營學校中，數字涉及少數的混合班，即一班內有不同級別的學生於同一課室上課。於計算每所學校總班數時，混合班只會視作一班計算。當計算按級別劃分的班數時，混合班會根據不同級別學生人數的比例分拆，並按四捨五入以整數表列。因此，個別級別的開辦班數合計起來可能與學校的總班數不同。
  - (4) 部分非公營學校開辦非本地正規課程。
  - (5) 學校分區按其校舍所在的區議會分區劃分，由2019年開始，設在臨時校舍的學校會按其校舍原址所在的區議會分區劃分。

- Notes:
- (1) Figures include ordinary primary schools, but not special schools.
  - (2) Figures refer to the position as at 15 October 2020.
  - (3) Figures in a very small number of non-public sector schools involve a small number of combined classes, i.e. classes operated in the same classroom comprising students of different grades. When counting the total number of classes in a school, a combined class is treated as one class. When counting the number of classes broken down by grade, a combined class is split into different classes in proportion to the number of students from each grade and the numbers are rounded to the nearest integer. Accordingly, figures on operating classes for individual grades may not add up to the total number of classes in schools.
  - (4) Some of the non-public sector schools operate non-local formal curriculum courses.
  - (5) School districts are delineated by the District Council districts of the school premises. Starting from 2019, the districts for schools with decanting premises are based on the District Council districts of the original premises.

3.5 (續) 2020年小學開辦班數 — 按分區及級別統計  
(Cont'd) Operating Classes in Primary Schools by District and Grade, 2020

(C) 國際及其他私立學校  
International and Other Private Schools

分區 District		所有級別 All Grades	小一 P1	小二 P2	小三 P3	小四 P4	小五 P5	小六 P6
所有分區	All Districts	2 164	406	372	375	360	339	312
香港島	Hong Kong Island	849	164	143	143	143	134	122
中西區	Central & Western	142	24	25	26	24	22	21
灣仔	Wan Chai	186	33	34	34	31	28	26
東區	Eastern	164	32	23	24	28	29	29
南區	Southern	357	75	61	59	60	55	47
九龍	Kowloon	857	153	152	152	143	132	126
油尖旺	Yau Tsim Mong	58	12	12	11	10	6	7
深水埗	Sham Shui Po	214	42	37	36	36	35	28
九龍城	Kowloon City	434	79	75	77	71	66	66
黃大仙	Wong Tai Sin	87	15	14	15	15	14	14
觀塘	Kwun Tong	64	5	13	12	11	11	11
新界	New Territories	458	90	78	80	74	73	64
西貢	Sai Kung	106	23	18	18	18	15	14
沙田	Sha Tin	102	18	17	17	17	17	16
大埔	Tai Po	104	21	17	19	16	17	14
北區	North	-	-	-	-	-	-	-
元朗	Yuen Long	30	6	6	6	5	5	2
屯門	Tuen Mun	32	5	5	5	5	5	7
荃灣	Tsuen Wan	6	1	1	1	1	1	1
葵青	Kwai Tsing	-	-	-	-	-	-	-
離島	Islands	78	16	14	14	12	13	10

- 註：
- (1) 數字包括普通小學，但不包括特殊學校。
  - (2) 數字反映2020年10月15日的情況。
  - (3) 在很少數的非公營學校中，數字涉及少數的混合班，即一班內有不同級別的學生於同一課室上課。於計算每所學校總班數時，混合班只會視作一班計算。當計算按級別劃分的班數時，混合班會根據不同級別學生人數的比例分拆，並按四捨五入以整數表列。因此，個別級別的開辦班數合計起來可能與學校的總班數不同。
  - (4) 部分非公營學校開辦非本地正規課程。
  - (5) 學校分區按其校舍所在的區議會分區劃分，由2019年開始，設在臨時校舍的學校會按其校舍原址所在的區議會分區劃分。

- Notes:
- (1) Figures include ordinary primary schools, but not special schools.
  - (2) Figures refer to the position as at 15 October 2020.
  - (3) Figures in a very small number of non-public sector schools involve a small number of combined classes, i.e. classes operated in the same classroom comprising students of different grades. When counting the total number of classes in a school, a combined class is treated as one class. When counting the number of classes broken down by grade, a combined class is split into different classes in proportion to the number of students from each grade and the numbers are rounded to the nearest integer. Accordingly, figures on operating classes for individual grades may not add up to the total number of classes in schools.
  - (4) Some of the non-public sector schools operate non-local formal curriculum courses.
  - (5) School districts are delineated by the District Council districts of the school premises. Starting from 2019, the districts for schools with decanting premises are based on the District Council districts of the original premises.

**3.6 2020年小學學額 — 按分區及級別統計**  
**Accommodation in Primary Schools by District and Grade, 2020**

**(A) 所有學校**  
**All Schools**

分區 District		所有級別 All Grades	小一 P1	小二 P2	小三 P3	小四 P4	小五 P5	小六 P6
所有分區	All Districts	383 379	63 566	62 779	68 170	65 990	62 096	60 778
香港島	Hong Kong Island	67 897	11 667	11 277	11 897	11 381	10 975	10 700
中西區	Central & Western	13 315	2 228	2 210	2 386	2 234	2 156	2 101
灣仔	Wan Chai	15 039	2 475	2 566	2 659	2 515	2 376	2 448
東區	Eastern	23 377	3 973	3 754	4 079	3 905	3 884	3 782
南區	Southern	16 166	2 991	2 747	2 773	2 727	2 559	2 369
九龍	Kowloon	123 804	20 871	20 774	22 029	21 041	19 643	19 446
油尖旺	Yau Tsim Mong	16 597	2 841	2 849	3 164	2 674	2 552	2 517
深水埗	Sham Shui Po	24 765	4 351	4 167	4 237	4 349	3 938	3 723
九龍城	Kowloon City	36 488	6 267	6 216	6 560	6 088	5 647	5 710
黃大仙	Wong Tai Sin	18 423	2 961	2 909	3 093	3 251	3 146	3 063
觀塘	Kwun Tong	27 531	4 451	4 633	4 975	4 679	4 360	4 433
新界	New Territories	191 678	31 028	30 728	34 244	33 568	31 478	30 632
西貢	Sai Kung	20 166	3 533	3 362	3 458	3 507	3 087	3 219
沙田	Sha Tin	33 750	5 637	5 663	6 172	5 850	5 222	5 206
大埔	Tai Po	17 245	2 716	2 633	3 201	3 018	2 959	2 718
北區	North	18 820	2 725	2 820	3 408	3 451	3 311	3 105
元朗	Yuen Long	34 097	5 417	5 355	5 960	5 963	5 808	5 594
屯門	Tuen Mun	24 942	3 993	3 963	4 399	4 363	4 143	4 081
荃灣	Tsuen Wan	13 659	2 199	2 270	2 410	2 405	2 200	2 175
葵青	Kwai Tsing	19 749	3 204	3 104	3 479	3 429	3 304	3 229
離島	Islands	9 250	1 604	1 558	1 757	1 582	1 444	1 305

- 註： (1) 數字包括普通小學，但不包括特殊學校。  
(2) 數字反映2020年10月15日的情況。  
(3) 數字指有關學校按照其預設班額所開辦的班數（不包括空置課室）而可容納的學生人數。  
(4) 學校分區按其校舍所在的區議會分區劃分，由2019年開始，設在臨時校舍的學校會按其校舍原址所在的區議會分區劃分。

- Notes: (1) Figures include ordinary primary schools, but not special schools.  
(2) Figures refer to the position as at 15 October 2020.  
(3) Figures refer to the number of students that can be accommodated in operating classes (excluding vacant classrooms) in accordance with the planned class sizes as adopted by schools concerned.  
(4) School districts are delineated by the District Council districts of the school premises. Starting from 2019, the districts for schools with decanting premises are based on the District Council districts of the original premises.

3.6 (續) 2020年小學學額 — 按分區及級別統計  
(Cont'd) Accommodation in Primary Schools by District and Grade, 2020

(B) 公營及直接資助計劃學校  
Public Sector and Direct Subsidy Scheme Schools

分區 District		所有級別 All Grades	小一 P1	小二 P2	小三 P3	小四 P4	小五 P5	小六 P6
所有分區	All Districts	317 024	51 340	51 224	56 558	54 945	51 758	51 199
香港島	Hong Kong Island	42 911	6 978	7 046	7 608	7 189	7 089	7 001
中西區	Central & Western	8 555	1 385	1 385	1 530	1 435	1 435	1 385
灣仔	Wan Chai	8 560	1 360	1 410	1 485	1 460	1 410	1 435
東區	Eastern	18 567	3 026	3 054	3 346	3 072	3 072	2 997
南區	Southern	7 229	1 207	1 197	1 247	1 222	1 172	1 184
九龍	Kowloon	94 905	15 691	15 562	16 912	16 248	15 221	15 271
油尖旺	Yau Tsim Mong	14 657	2 452	2 430	2 780	2 365	2 340	2 290
深水埗	Sham Shui Po	17 427	2 959	2 845	3 049	3 135	2 707	2 732
九龍城	Kowloon City	21 890	3 562	3 622	3 906	3 701	3 512	3 587
黃大仙	Wong Tai Sin	15 380	2 450	2 425	2 570	2 720	2 645	2 570
觀塘	Kwun Tong	25 551	4 268	4 240	4 607	4 327	4 017	4 092
新界	New Territories	179 208	28 671	28 616	32 038	31 508	29 448	28 927
西貢	Sai Kung	17 336	2 970	2 895	2 983	3 012	2 664	2 812
沙田	Sha Tin	31 056	5 174	5 215	5 724	5 398	4 770	4 775
大埔	Tai Po	14 415	2 165	2 170	2 670	2 574	2 496	2 340
北區	North	18 820	2 725	2 820	3 408	3 451	3 311	3 105
元朗	Yuen Long	33 015	5 197	5 135	5 751	5 782	5 616	5 534
屯門	Tuen Mun	24 103	3 852	3 822	4 258	4 222	4 002	3 947
荃灣	Tsuen Wan	13 539	2 179	2 250	2 390	2 385	2 180	2 155
葵青	Kwai Tsing	19 749	3 204	3 104	3 479	3 429	3 304	3 229
離島	Islands	7 175	1 205	1 205	1 375	1 255	1 105	1 030

- 註： (1) 數字包括普通小學，但不包括特殊學校。  
(2) 數字反映2020年10月15日的情況。  
(3) 數字指有關學校按照其預設班額所開辦的班數（不包括空置課室）而可容納的學生人數。  
(4) 部分非公營學校開辦非本地正規課程。  
(5) 學校分區按其校舍所在的區議會分區劃分，由2019年開始，設在臨時校舍的學校會按其校舍原址所在的區議會分區劃分。

- Notes: (1) Figures include ordinary primary schools, but not special schools.  
(2) Figures refer to the position as at 15 October 2020.  
(3) Figures refer to the number of students that can be accommodated in operating classes (excluding vacant classrooms) in accordance with the planned class sizes as adopted by schools concerned.  
(4) Some of the non-public sector schools operate non-local formal curriculum courses.  
(5) School districts are delineated by the District Council districts of the school premises. Starting from 2019, the districts for schools with decanting premises are based on the District Council districts of the original premises.

3.6 (續) 2020年小學學額 — 按分區及級別統計  
(Cont'd) Accommodation in Primary Schools by District and Grade, 2020

(C) 國際及其他私立學校  
International and Other Private Schools

分區 District		所有級別 All Grades	小一 P1	小二 P2	小三 P3	小四 P4	小五 P5	小六 P6
所有分區	All Districts	66 355	12 226	11 555	11 612	11 045	10 338	9 579
香港島	Hong Kong Island	24 986	4 689	4 231	4 289	4 192	3 886	3 699
中西區	Central & Western	4 760	843	825	856	799	721	716
灣仔	Wan Chai	6 479	1 115	1 156	1 174	1 055	966	1 013
東區	Eastern	4 810	947	700	733	833	812	785
南區	Southern	8 937	1 784	1 550	1 526	1 505	1 387	1 185
九龍	Kowloon	28 899	5 180	5 212	5 117	4 793	4 422	4 175
油尖旺	Yau Tsim Mong	1 940	389	419	384	309	212	227
深水埗	Sham Shui Po	7 338	1 392	1 322	1 188	1 214	1 231	991
九龍城	Kowloon City	14 598	2 705	2 594	2 654	2 387	2 135	2 123
黃大仙	Wong Tai Sin	3 043	511	484	523	531	501	493
觀塘	Kwun Tong	1 980	183	393	368	352	343	341
新界	New Territories	12 470	2 357	2 112	2 206	2 060	2 030	1 705
西貢	Sai Kung	2 830	563	467	475	495	423	407
沙田	Sha Tin	2 694	463	448	448	452	452	431
大埔	Tai Po	2 830	551	463	531	444	463	378
北區	North	-	-	-	-	-	-	-
元朗	Yuen Long	1 082	220	220	209	181	192	60
屯門	Tuen Mun	839	141	141	141	141	141	134
荃灣	Tsuen Wan	120	20	20	20	20	20	20
葵青	Kwai Tsing	-	-	-	-	-	-	-
離島	Islands	2 075	399	353	382	327	339	275

- 註： (1) 數字包括普通小學，但不包括特殊學校。  
(2) 數字反映2020年10月15日的情況。  
(3) 數字指有關學校按照其預設班額所開辦的班數（不包括空置課室）而可容納的學生人數。  
(4) 部分非公營學校開辦非本地正規課程。  
(5) 學校分區按其校舍所在的區議會分區劃分，由2019年開始，設在臨時校舍的學校會按其校舍原址所在的區議會分區劃分。

- Notes: (1) Figures include ordinary primary schools, but not special schools.  
(2) Figures refer to the position as at 15 October 2020.  
(3) Figures refer to the number of students that can be accommodated in operating classes (excluding vacant classrooms) in accordance with the planned class sizes as adopted by schools concerned.  
(4) Some of the non-public sector schools operate non-local formal curriculum courses.  
(5) School districts are delineated by the District Council districts of the school premises. Starting from 2019, the districts for schools with decanting premises are based on the District Council districts of the original premises.



**3.7 2020年小學學生人數 — 按分區及級別統計**  
**Student Enrolment in Primary Schools by District and Grade, 2020**

**(A) 所有學校**  
**All Schools**

分區 District		所有級別 All Grades	小一 P1	小二 P2	小三 P3	小四 P4	小五 P5	小六 P6
所有分區	All Districts	364 257	59 427	58 916	64 603	63 303	59 631	58 377
香港島	Hong Kong Island	61 992	10 647	10 306	10 872	10 574	10 020	9 573
中西區	Central & Western	11 955	2 006	2 033	2 135	2 050	1 896	1 835
灣仔	Wan Chai	13 466	2 279	2 293	2 403	2 291	2 114	2 086
東區	Eastern	21 738	3 613	3 472	3 789	3 681	3 651	3 532
南區	Southern	14 833	2 749	2 508	2 545	2 552	2 359	2 120
九龍	Kowloon	117 493	19 356	19 316	20 774	20 135	19 101	18 811
油尖旺	Yau Tsim Mong	15 813	2 674	2 696	2 902	2 591	2 518	2 432
深水埗	Sham Shui Po	23 245	4 052	3 874	4 045	4 030	3 729	3 515
九龍城	Kowloon City	33 825	5 714	5 661	5 931	5 717	5 410	5 392
黃大仙	Wong Tai Sin	17 410	2 692	2 680	2 970	3 079	3 016	2 973
觀塘	Kwun Tong	27 200	4 224	4 405	4 926	4 718	4 428	4 499
新界	New Territories	184 772	29 424	29 294	32 957	32 594	30 510	29 993
西貢	Sai Kung	18 265	3 173	3 042	3 211	3 188	2 752	2 899
沙田	Sha Tin	33 216	5 385	5 409	5 988	5 859	5 312	5 263
大埔	Tai Po	16 439	2 578	2 508	3 029	2 892	2 827	2 605
北區	North	18 696	2 622	2 756	3 401	3 446	3 329	3 142
元朗	Yuen Long	32 398	5 126	5 073	5 681	5 705	5 465	5 348
屯門	Tuen Mun	24 490	3 830	3 869	4 261	4 325	4 099	4 106
荃灣	Tsuen Wan	13 530	2 206	2 226	2 364	2 361	2 180	2 193
葵青	Kwai Tsing	19 087	3 055	2 960	3 360	3 327	3 188	3 197
離島	Islands	8 651	1 449	1 451	1 662	1 491	1 358	1 240

- 註： (1) 數字包括普通小學，但不包括特殊學校。  
(2) 數字反映2020年10月15日的情況。  
(3) 學校分區按其校舍所在的區議會分區劃分，由2019年開始，設在臨時校舍的學校會按其校舍原址所在的區議會分區劃分。

- Notes: (1) Figures include ordinary primary schools, but not special schools.  
(2) Figures refer to the position as at 15 October 2020.  
(3) School districts are delineated by the District Council districts of the school premises. Starting from 2019, the districts for schools with decanting premises are based on the District Council districts of the original premises.

3.7 (續) 2020年小學學生人數 — 按分區及級別統計  
(Cont'd) Student Enrolment in Primary Schools by District and Grade, 2020

(B) 公營及直接資助計劃學校  
Public Sector and Direct Subsidy Scheme Schools

分區 District		所有級別 All Grades	小一 P1	小二 P2	小三 P3	小四 P4	小五 P5	小六 P6
所有分區	All Districts	309 241	49 140	49 353	55 007	54 091	51 041	50 609
香港島	Hong Kong Island	40 595	6 555	6 648	7 215	6 948	6 666	6 563
中西區	Central & Western	8 216	1 346	1 359	1 468	1 416	1 330	1 297
灣仔	Wan Chai	8 281	1 342	1 356	1 438	1 436	1 369	1 340
東區	Eastern	17 604	2 784	2 867	3 176	2 978	2 930	2 869
南區	Southern	6 494	1 083	1 066	1 133	1 118	1 037	1 057
九龍	Kowloon	94 030	15 100	15 133	16 638	16 229	15 475	15 455
油尖旺	Yau Tsim Mong	14 316	2 398	2 379	2 614	2 352	2 333	2 240
深水埗	Sham Shui Po	17 337	2 859	2 830	3 031	3 039	2 781	2 797
九龍城	Kowloon City	21 882	3 504	3 587	3 840	3 744	3 595	3 612
黃大仙	Wong Tai Sin	14 885	2 269	2 257	2 530	2 652	2 597	2 580
觀塘	Kwun Tong	25 610	4 070	4 080	4 623	4 442	4 169	4 226
新界	New Territories	174 616	27 485	27 572	31 154	30 914	28 900	28 591
西貢	Sai Kung	16 074	2 723	2 652	2 825	2 818	2 448	2 608
沙田	Sha Tin	30 585	4 935	4 968	5 547	5 421	4 881	4 833
大埔	Tai Po	14 181	2 130	2 129	2 611	2 523	2 468	2 320
北區	North	18 696	2 622	2 756	3 401	3 446	3 329	3 142
元朗	Yuen Long	31 834	5 006	4 964	5 573	5 606	5 359	5 326
屯門	Tuen Mun	23 811	3 719	3 756	4 147	4 214	3 985	3 990
荃灣	Tsuen Wan	13 473	2 194	2 220	2 348	2 352	2 176	2 183
葵青	Kwai Tsing	19 087	3 055	2 960	3 360	3 327	3 188	3 197
離島	Islands	6 875	1 101	1 167	1 342	1 207	1 066	992

- 註： (1) 數字包括普通小學，但不包括特殊學校。  
(2) 數字反映2020年10月15日的情況。  
(3) 部分非公營學校開辦非本地正規課程。  
(4) 學校分區按其校舍所在的區議會分區劃分，由2019年開始，設在臨時校舍的學校會按其校舍原址所在的區議會分區劃分。

- Notes: (1) Figures include ordinary primary schools, but not special schools.  
(2) Figures refer to the position as at 15 October 2020.  
(3) Some of the non-public sector schools operate non-local formal curriculum courses.  
(4) School districts are delineated by the District Council districts of the school premises. Starting from 2019, the districts for schools with decanting premises are based on the District Council districts of the original premises.

3.7 (續) 2020年小學學生人數 — 按分區及級別統計  
(Cont'd) Student Enrolment in Primary Schools by District and Grade, 2020

(C) 國際及其他私立學校  
International and Other Private Schools

分區 District		所有級別 All Grades	小一 P1	小二 P2	小三 P3	小四 P4	小五 P5	小六 P6
所有分區	All Districts	55 016	10 287	9 563	9 596	9 212	8 590	7 768
香港島	Hong Kong Island	21 397	4 092	3 658	3 657	3 626	3 354	3 010
中西區	Central & Western	3 739	660	674	667	634	566	538
灣仔	Wan Chai	5 185	937	937	965	855	745	746
東區	Eastern	4 134	829	605	613	703	721	663
南區	Southern	8 339	1 666	1 442	1 412	1 434	1 322	1 063
九龍	Kowloon	23 463	4 256	4 183	4 136	3 906	3 626	3 356
油尖旺	Yau Tsim Mong	1 497	276	317	288	239	185	192
深水埗	Sham Shui Po	5 908	1 193	1 044	1 014	991	948	718
九龍城	Kowloon City	11 943	2 210	2 074	2 091	1 973	1 815	1 780
黃大仙	Wong Tai Sin	2 525	423	423	440	427	419	393
觀塘	Kwun Tong	1 590	154	325	303	276	259	273
新界	New Territories	10 156	1 939	1 722	1 803	1 680	1 610	1 402
西貢	Sai Kung	2 191	450	390	386	370	304	291
沙田	Sha Tin	2 631	450	441	441	438	431	430
大埔	Tai Po	2 258	448	379	418	369	359	285
北區	North	-	-	-	-	-	-	-
元朗	Yuen Long	564	120	109	108	99	106	22
屯門	Tuen Mun	679	111	113	114	111	114	116
荃灣	Tsuen Wan	57	12	6	16	9	4	10
葵青	Kwai Tsing	-	-	-	-	-	-	-
離島	Islands	1 776	348	284	320	284	292	248

- 註： (1) 數字包括普通小學，但不包括特殊學校。  
(2) 數字反映2020年10月15日的情況。  
(3) 部分非公營學校開辦非本地正規課程。  
(4) 學校分區按其校舍所在的區議會分區劃分，由2019年開始，設在臨時校舍的學校會按其校舍原址所在的區議會分區劃分。

- Notes: (1) Figures include ordinary primary schools, but not special schools.  
(2) Figures refer to the position as at 15 October 2020.  
(3) Some of the non-public sector schools operate non-local formal curriculum courses.  
(4) School districts are delineated by the District Council districts of the school premises. Starting from 2019, the districts for schools with decanting premises are based on the District Council districts of the original premises.

**3.8 2020年小學學生人數 — 按級別、性別及年齡統計**  
**Student Enrolment in Primary Schools by Grade, Sex and Age, 2020**

級別 Grade	性別 Sex	所有歲數 All Ages	年齡 Age								
			≤ 5	6	7	8	9	10	11	12	≥ 13
所有級別 All Grades		364 257	13 119	55 643	57 728	66 091	61 867	58 329	45 374	4 977	1 129
男 Male		189 326	6 473	28 471	29 991	34 378	32 205	30 428	23 854	2 851	675
女 Female		174 931	6 646	27 172	27 737	31 713	29 662	27 901	21 520	2 126	454
小一	Primary 1	59 427	12 729	44 538	2 062	92	3	1	1	-	1
男 Male		30 658	6 271	22 997	1 328	60	1	-	1	-	-
女 Female		28 769	6 458	21 541	734	32	2	1	-	-	1
小二	Primary 2	58 916	388	10 791	43 823	3 689	201	22	2	-	-
男 Male		30 785	201	5 321	22 852	2 275	116	18	2	-	-
女 Female		28 131	187	5 470	20 971	1 414	85	4	-	-	-
小三	Primary 3	64 603	2	313	11 445	49 386	3 111	296	43	6	1
男 Male		33 522	1	152	5 624	25 644	1 890	181	26	4	-
女 Female		31 081	1	161	5 821	23 742	1 221	115	17	2	1
小四	Primary 4	63 303	-	1	398	12 522	46 381	3 397	515	75	14
男 Male		32 919	-	1	187	6 204	24 174	1 999	293	51	10
女 Female		30 384	-	-	211	6 318	22 207	1 398	222	24	4
小五	Primary 5	59 631	-	-	-	402	11 772	42 895	3 716	733	113
男 Male		31 075	-	-	-	195	5 843	22 386	2 134	447	70
女 Female		28 556	-	-	-	207	5 929	20 509	1 582	286	43
小六	Primary 6	58 377	-	-	-	-	399	11 718	41 097	4 163	1 000
男 Male		30 367	-	-	-	-	181	5 844	21 398	2 349	595
女 Female		28 010	-	-	-	-	218	5 874	19 699	1 814	405

註： (1) 數字包括普通小學，但不包括特殊學校。  
(2) 數字反映2020年10月15日的情況。

Notes: (1) Figures include ordinary primary schools, but not special schools.  
(2) Figures refer to the position as at 15 October 2020.

**IV**  
**中學**  
**Secondary Schools**



4.1 2010年至2020年中學日校開辦班數、學額、學生人數及重讀生人數 — 按級別統計  
 Operating Classes, Accommodation, Student Enrolment and Repeaters in Secondary Day Schools by Grade, 2010-2020

級別 Grade			2010	2011	2012	2013	2014	2015	2016	2017	2018	2019	2020
所有級別 All Grades	班數	Classes	13 539	14 466	13 240	12 960	12 719	12 463	12 215	12 153	12 095	12 130	12 219
	學額	Accommodation	485 986	521 647	470 964	448 914	426 677	407 769	394 064	387 186	381 242	381 644	383 405
	學生人數	Enrolment	449 737	467 087	418 787	395 345	373 131	352 609	338 152	330 804	325 498	327 394	329 011
	重讀生人數	Repeaters	18 120	14 020	14 207	13 540	12 585	11 560	10 692	9 945	9 362	8 829	7 043
中一 Secondary 1	班數	Classes	2 163	1 987	2 012	1 978	1 969	1 955	1 947	1 957	2 011	2 042	2 069
	學額	Accommodation	74 987	68 528	68 866	65 483	63 612	61 582	61 411	61 794	63 167	65 340	66 644
	學生人數	Enrolment	69 224	64 262	64 758	59 883	57 151	54 975	54 479	55 845	58 140	61 554	60 945
	重讀生人數	Repeaters	2 835	2 369	2 171	2 451	2 498	2 454	2 448	2 182	2 093	1 968	1 474
中二 Secondary 2	班數	Classes	2 208	2 163	1 992	2 011	1 974	1 962	1 945	1 950	1 954	2 004	2 039
	學額	Accommodation	80 616	75 242	68 748	69 006	65 550	63 765	61 654	61 633	61 888	63 203	65 808
	學生人數	Enrolment	75 460	69 216	64 017	64 324	59 427	56 339	54 424	54 414	55 603	57 870	60 293
	重讀生人數	Repeaters	2 915	2 501	2 118	2 103	2 140	2 023	1 939	1 888	1 831	1 740	1 264
中三 Secondary 3	班數	Classes	2 232	2 196	2 167	1 989	2 011	1 976	1 961	1 943	1 940	1 952	1 997
	學額	Accommodation	85 227	80 503	75 413	68 730	68 966	65 583	63 849	61 677	61 417	61 851	63 250
	學生人數	Enrolment	78 493	74 532	68 892	63 424	63 575	58 799	56 052	54 107	53 637	54 821	56 466
	重讀生人數	Repeaters	2 542	2 500	2 333	2 072	2 071	2 015	1 911	1 840	1 661	1 558	1 265
中四 Secondary 4	班數	Classes	2 337	2 309	2 296	2 265	2 100	2 099	2 049	2 007	1 982	1 985	1 996
	學額	Accommodation	88 068	86 198	81 000	75 860	69 016	69 287	65 996	63 985	61 845	61 752	61 701
	學生人數	Enrolment	81 850	77 279	73 246	67 647	62 208	61 939	57 637	54 969	52 793	52 206	52 776
	重讀生人數	Repeaters	4 062	3 644	3 273	3 093	2 810	2 570	2 533	2 390	2 234	2 141	1 758
中五 Secondary 5	班數	Classes	2 383	2 340	2 313	2 295	2 264	2 100	2 100	2 063	2 018	1 997	1 991
	學額	Accommodation	90 019	88 526	85 976	81 172	75 985	69 057	69 383	66 081	64 222	62 200	61 584
	學生人數	Enrolment	79 322	77 371	73 044	69 159	63 860	58 512	58 274	54 452	51 728	49 690	49 436
	重讀生人數	Repeaters	4 885	2 756	2 498	2 277	2 025	1 788	1 379	1 388	1 286	1 180	1 092
中六 Secondary 6	班數	Classes	1 121	2 372	2 365	2 320	2 291	2 258	2 096	2 106	2 059	2 025	1 995
	學額	Accommodation	33 822	89 446	88 653	86 175	80 972	75 850	69 015	69 178	65 758	64 253	61 606
	學生人數	Enrolment	33 733	72 628	72 971	68 849	64 774	59 835	55 023	54 669	51 206	48 824	46 792
	重讀生人數	Repeaters	415	35	1 812	1 524	1 035	705	479	253	256	242	187
中七 Secondary 7	班數	Classes	1 095	1 099	95	102	111	113	117	127	131	125	131
	學額	Accommodation	33 247	33 204	2 308	2 488	2 576	2 645	2 756	2 838	2 945	3 045	2 812
	學生人數	Enrolment	31 655	31 799	1 859	2 059	2 136	2 210	2 263	2 348	2 391	2 429	2 303
	重讀生人數	Repeaters	466	215	2	20	6	5	3	4	1	-	3

- 註：
- (1) 數字包括普通中學日校，但不包括特殊學校及由營辦補習班、職業訓練及成人教育的私立學校所開辦的日間中學課程。
  - (2) 數字一般反映該年9月中的情況，除2020年反映10月中外。
  - (3) 在很少數的非公營學校中，開辦班數涉及少數的混合班，即一班內有不同級別的學生於同一課室上課。於計算每所學校總班數時，混合班只會視作一班計算。當計算按級別劃分的班數時，混合班會根據不同級別學生人數的比例分拆，並按四捨五入以整數表列。因此，個別級別的開辦班數合計起來可能與學校的總班數不同。
  - (4) 學額數字指有關學校按照其預設班額所開辦的班數（不包括空置課室）而可容納的學生人數。
  - (5) 在推行新高中學制後，本地課程自2012年起沒有中七津貼學額。

- Notes:
- (1) Figures include ordinary secondary day schools, but not special schools and secondary day courses operated by private schools offering tutorial, vocational and adult education courses.
  - (2) Figures generally refer to the position as at mid-September of the respective years, except as at mid-October for 2020.
  - (3) Figures on operating classes in a very small number of non-public sector schools involve a small number of combined classes, i.e. classes operated in the same classroom comprising students of different grades. When counting the total number of classes in a school, a combined class is treated as one class. When counting the number of classes broken down by grade, a combined class is split into different classes in proportion to the number of students from each grade and the numbers are rounded to the nearest integer. Accordingly, figures on operating classes for individual grades may not add up to the total number of classes in schools.
  - (4) Figures on accommodation refer to the number of students that can be accommodated in operating classes (excluding vacant classrooms) in accordance with the planned class sizes as adopted by schools concerned.
  - (5) Upon implementation of the New Senior Secondary Academic Structure, there are no subsidised Secondary 7 places under the local curriculum starting from 2012.

4.2 2010年至2020年中學日校開辦班數、學額、學生人數及重讀生人數 — 按學校類別統計  
Operating Classes, Accommodation, Student Enrolment and Repeaters in Secondary Day Schools by Sector, 2010-2020

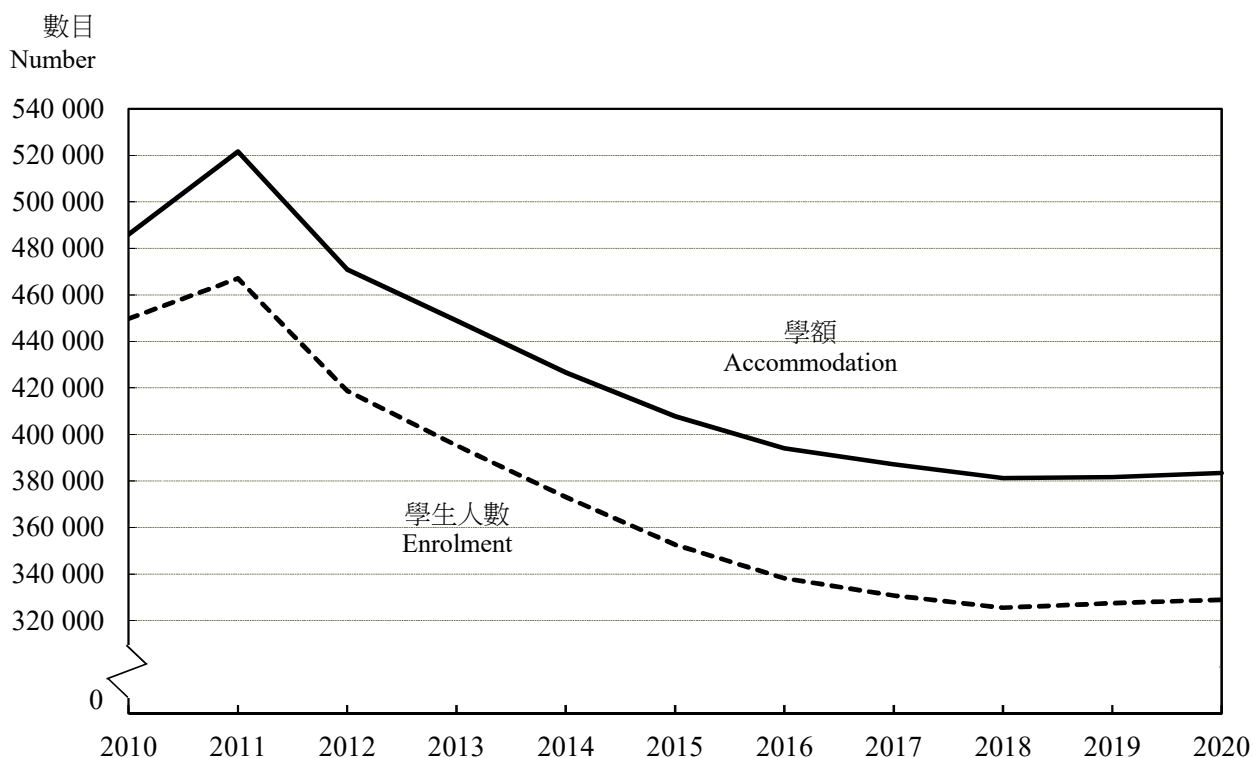
學校類別 Sector		2010	2011	2012	2013	2014	2015	2016	2017	2018	2019	2020
各類學校合計 All Sectors	班數 Classes	13 539	14 466	13 240	12 960	12 719	12 463	12 215	12 153	12 095	12 130	12 219
	學額 Accommodation	485 986	521 647	470 964	448 914	426 677	407 769	394 064	387 186	381 242	381 644	383 405
	學生人數 Enrolment	449 737	467 087	418 787	395 345	373 131	352 609	338 152	330 804	325 498	327 394	329 011
	重讀生人數 Repeaters	18 120	14 020	14 207	13 540	12 585	11 560	10 692	9 945	9 362	8 829	7 043
官立 Government	班數 Classes	829	875	776	754	743	730	714	706	703	705	705
	學額 Accommodation	30 478	32 484	28 850	27 405	26 104	25 057	24 275	23 997	23 752	23 696	23 804
	學生人數 Enrolment	28 659	29 798	26 313	24 937	23 540	22 260	21 360	21 013	20 574	20 551	20 467
	重讀生人數 Repeaters	715	593	648	586	614	550	571	545	505	492	315
資助 Aided	班數 Classes	10 053	10 794	9 777	9 514	9 278	9 032	8 799	8 695	8 624	8 615	8 669
	學額 Accommodation	368 072	396 668	355 585	335 170	314 959	297 362	284 559	277 875	272 027	270 996	272 488
	學生人數 Enrolment	344 552	359 310	318 624	297 177	277 105	258 899	245 956	238 971	233 630	234 319	235 991
	重讀生人數 Repeaters	12 837	10 753	10 538	10 147	9 733	8 881	8 201	7 723	7 290	6 809	5 471
按位津貼 Caput	班數 Classes	101	93	85	49	47	45	42	41	40	40	40
	學額 Accommodation	3 716	3 484	3 196	1 806	1 681	1 573	1 445	1 385	1 325	1 318	1 318
	學生人數 Enrolment	3 519	3 285	2 914	1 577	1 465	1 366	1 293	1 258	1 221	1 256	1 215
	重讀生人數 Repeaters	174	118	95	43	35	52	61	40	50	56	44
直接資助計劃 DSS	班數 Classes	1 566	1 703	1 595	1 615	1 611	1 604	1 599	1 593	1 587	1 595	1 594
	學額 Accommodation	55 926	62 396	57 779	58 422	57 828	57 340	56 606	55 950	55 358	55 369	55 536
	學生人數 Enrolment	49 982	52 319	48 985	49 103	48 268	47 232	46 356	45 863	45 601	46 049	45 586
	重讀生人數 Repeaters	3 502	2 333	2 448	2 311	1 922	1 819	1 653	1 490	1 407	1 333	1 143
國際 International	班數 Classes	622	647	690	707	737	737	751	790	807	832	851
	學額 Accommodation	16 651	16 867	17 552	18 140	18 631	18 676	19 268	19 790	20 200	21 376	20 864
	學生人數 Enrolment	14 461	14 908	15 530	16 088	16 442	16 530	16 664	16 956	17 478	17 977	18 232
	重讀生人數 Repeaters	25	15	12	35	19	15	14	14	10	15	16
其他私立 Other Private	班數 Classes	368	354	317	321	303	315	310	328	334	343	360
	學額 Accommodation	11 143	9 748	8 002	7 971	7 474	7 761	7 911	8 189	8 580	8 889	9 395
	學生人數 Enrolment	8 564	7 467	6 421	6 463	6 311	6 322	6 523	6 743	6 994	7 242	7 520
	重讀生人數 Repeaters	867	208	466	418	262	243	192	133	100	124	54

註： (1) 數字包括普通中學日校，但不包括特殊學校及由營辦補習班、職業訓練及成人教育的私立學校所開辦的日間中學課程。  
(2) 數字一般反映該年9月中的情況，除2020年反映10月中外。  
(3) 學額數字指有關學校按照其預設班額所開辦的班數（不包括空置課室）而可容納的學生人數。  
(4) 部分非公營學校開辦非本地正規課程。

Notes: (1) Figures include ordinary secondary day schools, but not special schools and secondary day courses operated by private schools offering tutorial, vocational and adult education courses.  
(2) Figures generally refer to the position as at mid-September of the respective years, except as at mid-October for 2020.  
(3) Figures on accommodation refer to the number of students that can be accommodated in operating classes (excluding vacant classrooms) in accordance with the planned class sizes as adopted by schools concerned.  
(4) Some of the non-public sector schools operate non-local formal curriculum courses.



圖 11 2010年至2020年中學日校學額及學生人數  
 Chart 11 Accommodation and Student Enrolment in Secondary Day Schools, 2010-2020



註：

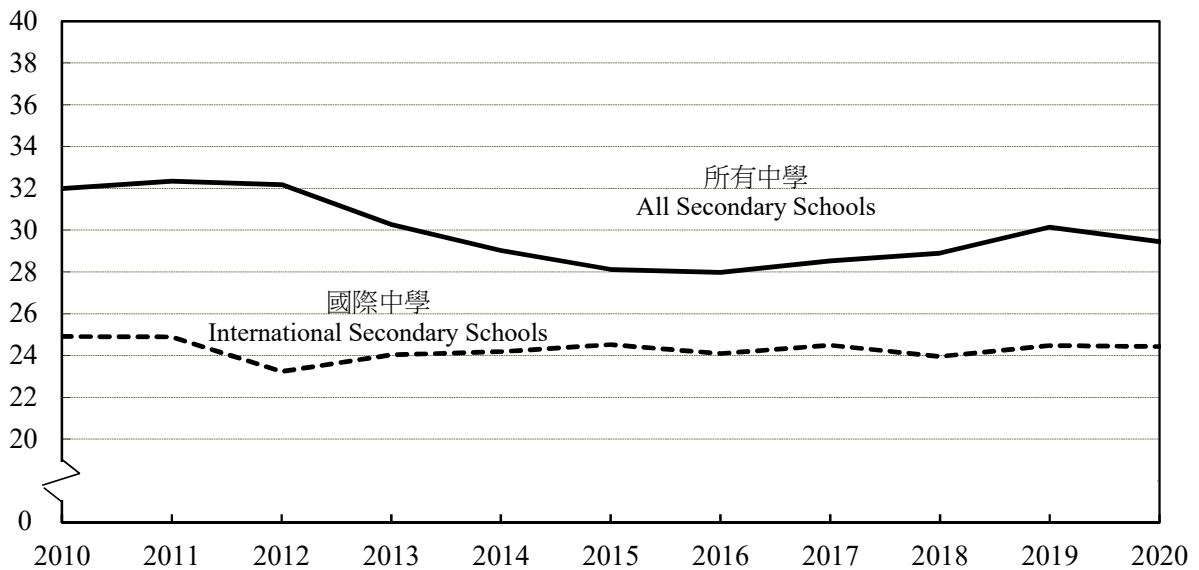
- (1) 數字包括普通中學日校，但不包括特殊學校及由營辦補習班、職業訓練及成人教育的私立學校所開辦的日間中學課程。
- (2) 數字一般反映該年9月中的情況，除2020年反映10月中外。
- (3) 學額數字指有關學校按照其預設班額所開辦的班數（不包括空置課室）而可容納的學生人數。

Notes:

- (1) Figures include ordinary secondary day schools, but not special schools and secondary day courses operated by private schools offering tutorial, vocational and adult education courses.
- (2) Figures generally refer to the position as at mid-September of the respective years, except as at mid-October for 2020.
- (3) Figures on accommodation refer to the number of students that can be accommodated in operating classes (excluding vacant classrooms) in accordance with the planned class sizes as adopted by schools concerned.

圖 12 2010年至2020年中一每班平均人數  
 Chart 12 Average Class Size in Secondary One, 2010-2020

每班平均人數  
 Average Class Size



- 註：
- (1) 數字包括普通中學日校，但不包括特殊學校及由營辦補習班、職業訓練及成人教育的私立學校所開辦的日間中學課程。
  - (2) 數字一般反映該年9月中的情況，除2020年反映10月中外。

- Notes:
- (1) Figures include ordinary secondary day schools, but not special schools and secondary day courses operated by private schools offering tutorial, vocational and adult education courses.
  - (2) Figures generally refer to the position as at mid-September of the respective years, except as at mid-October for 2020.

**4.3 2020年中學日校開辦班數、學額、學生人數及重讀生人數 — 按學校類別及級別統計**  
**Operating Classes, Accommodation, Student Enrolment and Repeaters in Secondary Day Schools by Sector and Grade, 2020**

學校類別 Sector		所有級別 All Grades	中一 S1	中二 S2	中三 S3	中四 S4	中五 S5	中六 S6	中七 S7
各類學校合計 All Sectors	班數 Classes	12 219	2 069	2 039	1 997	1 996	1 991	1 995	131
	學額 Accommodation	383 405	66 644	65 808	63 250	61 701	61 584	61 606	2 812
	學生人數 Enrolment	329 011	60 945	60 293	56 466	52 776	49 436	46 792	2 303
	重讀生人數 Repeaters	7 043	1 474	1 264	1 265	1 758	1 092	187	3
官立 Government	班數 Classes	705	122	118	116	115	116	118	-
	學額 Accommodation	23 804	4 127	4 019	3 931	3 898	3 898	3 931	-
	學生人數 Enrolment	20 467	3 643	3 715	3 461	3 331	3 169	3 148	-
	重讀生人數 Repeaters	315	90	76	61	62	19	7	-
資助 Aided	班數 Classes	8 669	1 481	1 452	1 430	1 437	1 433	1 436	-
	學額 Accommodation	272 488	47 731	46 939	45 122	44 146	44 147	44 403	-
	學生人數 Enrolment	235 991	43 960	43 331	40 758	38 204	35 821	33 917	-
	重讀生人數 Repeaters	5 471	1 198	996	992	1 323	875	87	-
按位津貼 Caput	班數 Classes	40	7	7	7	7	6	6	-
	學額 Accommodation	1 318	235	235	228	228	196	196	-
	學生人數 Enrolment	1 215	196	227	217	221	182	172	-
	重讀生人數 Repeaters	44	9	8	9	12	5	1	-
直接資助計劃 DSS	班數 Classes	1 594	259	264	259	267	273	272	-
	學額 Accommodation	55 536	9 145	9 228	9 117	9 265	9 422	9 359	-
	學生人數 Enrolment	45 586	8 289	8 310	7 779	7 419	7 082	6 707	-
	重讀生人數 Repeaters	1 143	168	168	197	353	188	69	-
國際 International	班數 Classes	851	141	137	131	120	114	113	95
	學額 Accommodation	20 864	3 748	3 658	3 406	2 896	2 665	2 478	2 013
	學生人數 Enrolment	18 232	3 444	3 260	3 000	2 536	2 296	2 008	1 688
	重讀生人數 Repeaters	16	6	1	2	2	1	2	2
其他私立 Other Private	班數 Classes	360	59	61	54	50	49	50	36
	學額 Accommodation	9 395	1 658	1 729	1 446	1 268	1 256	1 239	799
	學生人數 Enrolment	7 520	1 413	1 450	1 251	1 065	886	840	615
	重讀生人數 Repeaters	54	3	15	4	6	4	21	1

- 註： (1) 數字包括普通中學日校，但不包括特殊學校及由營辦補習班、職業訓練及成人教育的私立學校所開辦的日間中學課程。  
(2) 數字反映2020年10月15日的情況。  
(3) 在很少數的非公營學校中，開辦班數涉及少數的混合班，即一班內有不同級別的學生於同一課室上課。於計算每所學校總班數時，混合班只會視作一班計算。當計算按級別劃分的班數時，混合班會根據不同級別學生人數的比例分拆，並按四捨五入以整數表列。因此，個別級別的開辦班數合計起來可能與學校的總班數不同。  
(4) 學額數字指有關學校按照其預設班額所開辦的班數（不包括空置課室）而可容納的學生人數。  
(5) 部分非公營學校開辦非本地正規課程。  
(6) 在推行新高中學制後，本地課程自2012年起沒有中七津貼學額。

- Notes: (1) Figures include ordinary secondary day schools, but not special schools and secondary day courses operated by private schools offering tutorial, vocational and adult education courses.  
(2) Figures refer to the position as at 15 October 2020.  
(3) Figures on operating classes in a very small number of non-public sector schools involve a small number of combined classes, i.e. classes operated in the same classroom comprising students of different grades. When counting the total number of classes in a school, a combined class is treated as one class. When counting the number of classes broken down by grade, a combined class is split into different classes in proportion to the number of students from each grade and the numbers are rounded to the nearest integer. Accordingly, figures on operating classes for individual grades may not add up to the total number of classes in schools.  
(4) Figures on accommodation refer to the number of students that can be accommodated in operating classes (excluding vacant classrooms) in accordance with the planned class sizes as adopted by schools concerned.  
(5) Some of the non-public sector schools operate non-local formal curriculum courses.  
(6) Upon implementation of the New Senior Secondary Academic Structure, there are no subsidised Secondary 7 places under the local curriculum starting from 2012.

#### 4.4 2020年中學日校開辦班數、學額及學生人數 — 按學校宗教背景統計

#### Operating Classes, Accommodation and Student Enrolment in Secondary Day Schools by Religious Background of School, 2020

學校宗教背景 Religious Background of School	班數 Classes	學額 Accommodation	學生人數 Enrolment
所有學校 All	12 219	383 405	329 011
無宗教 No Religion	5 300	165 347	141 692
基督教 Christianity/Protestantism	4 005	124 876	108 807
天主教 Catholicism	2 155	69 418	58 564
佛教 Buddhism	452	14 014	11 568
道教 Taoism	143	4 621	3 992
儒釋道三教 Confucianism, Buddhism and Taoism	113	3 582	3 115
其他 Others	51	1 547	1 273

- 註： (1) 數字包括普通中學日校，但不包括特殊學校及由營辦補習班、職業訓練及成人教育的私立學校所開辦的日間中學課程。  
 (2) 數字反映2020年10月15日的情況。  
 (3) 學額數字指有關學校按照其預設班額所開辦的班數（不包括空置課室）而可容納的學生人數。

- Notes: (1) Figures include ordinary secondary day schools, but not special schools and secondary day courses operated by private schools offering tutorial, vocational and adult education courses.  
 (2) Figures refer to the position as at 15 October 2020.  
 (3) Figures on accommodation refer to the number of students that can be accommodated in operating classes (excluding vacant classrooms) in accordance with the planned class sizes as adopted by schools concerned.

## 4.5 2020年中學日校開辦班數 — 按分區及級別統計 Operating Classes in Secondary Day Schools by District and Grade, 2020

### (A) 所有學校 All Schools

分區 District		所有級別 All Grades	中一 S1	中二 S2	中三 S3	中四 S4	中五 S5	中六 S6	中七 S7
所有分區	All Districts	12 219	2 069	2 039	1 997	1 996	1 991	1 995	131
香港島	Hong Kong Island	2 296	377	376	367	367	368	373	68
中西區	Central & Western	392	63	62	61	64	64	66	12
灣仔	Wan Chai	445	74	74	71	71	73	75	7
東區	Eastern	794	134	132	132	126	129	131	10
南區	Southern	665	106	108	103	106	102	101	39
九龍	Kowloon	3 756	625	625	617	622	623	617	26
油尖旺	Yau Tsim Mong	467	76	74	72	81	81	83	-
深水埗	Sham Shui Po	700	121	125	121	111	109	108	5
九龍城	Kowloon City	1 099	179	182	179	181	183	179	16
黃大仙	Wong Tai Sin	579	95	96	96	97	98	97	-
觀塘	Kwun Tong	911	154	148	149	152	152	150	5
新界	New Territories	6 167	1 067	1 038	1 013	1 007	1 000	1 005	37
西貢	Sai Kung	676	114	114	113	111	111	112	1
沙田	Sha Tin	1 251	212	204	197	206	206	206	20
大埔	Tai Po	499	95	89	84	78	77	76	-
北區	North	568	105	105	101	85	86	84	2
元朗	Yuen Long	1 002	180	168	165	165	159	165	-
屯門	Tuen Mun	862	146	143	140	142	141	142	8
荃灣	Tsuen Wan	319	51	51	51	55	55	56	-
葵青	Kwai Tsing	735	122	121	120	124	124	124	-
離島	Islands	255	42	43	42	41	41	40	6

- 註： (1) 數字包括普通中學日校，但不包括特殊學校及由營辦補習班、職業訓練及成人教育的私立學校所開辦的日間中學課程。  
(2) 數字反映2020年10月15日的情況。  
(3) 在很少數的非公營學校中，數字涉及少數的混合班，即一班內有不同級別的學生於同一課室上課。於計算每所學校總班數時，混合班只會視作一班計算。當計算按級別劃分的班數時，混合班會根據不同級別學生人數的比例分拆，並按四捨五入以整數表列。因此，個別級別的開辦班數合計起來可能與學校的總班數不同。  
(4) 在推行新高中學制後，本地課程自2012年起沒有中七津貼學額。  
(5) 學校分區按其校舍所在的區議會分區劃分，由2019年開始，設在臨時校舍的學校會按其校舍原址所在的區議會分區劃分。

- Notes: (1) Figures include ordinary secondary day schools, but not special schools and secondary day courses operated by private schools offering tutorial, vocational and adult education courses.  
(2) Figures refer to the position as at 15 October 2020.  
(3) Figures in a very small number of non-public sector schools involve a small number of combined classes, i.e. classes operated in the same classroom comprising students of different grades. When counting the total number of classes in a school, a combined class is treated as one class. When counting the number of classes broken down by grade, a combined class is split into different classes in proportion to the number of students from each grade and the numbers are rounded to the nearest integer. Accordingly, figures on operating classes for individual grades may not add up to the total number of classes in schools.  
(4) Upon implementation of the New Senior Secondary Academic Structure, there are no subsidised Secondary 7 places under the local curriculum starting from 2012.  
(5) School districts are delineated by the District Council districts of the school premises. Starting from 2019, the districts for schools with decanting premises are based on the District Council districts of the original premises.

4.5 (續) 2020年中學日校開辦班數 — 按分區及級別統計  
(Cont'd) Operating Classes in Secondary Day Schools by District and Grade, 2020

(B) 公營及直接資助計劃學校  
Public Sector and Direct Subsidy Scheme Schools

分區 District	所有級別 All Grades	中一 S1	中二 S2	中三 S3	中四 S4	中五 S5	中六 S6	中七 S7
所有分區 All Districts	11 008	1 869	1 841	1 812	1 826	1 828	1 832	-
香港島 Hong Kong Island	1 748	291	290	286	292	293	296	-
中西區 Central & Western	317	52	52	51	54	54	54	-
灣仔 Wan Chai	398	66	66	64	66	67	69	-
東區 Eastern	683	116	114	114	112	113	114	-
南區 Southern	350	57	58	57	60	59	59	-
九龍 Kowloon	3 413	565	563	562	573	577	573	-
油尖旺 Yau Tsim Mong	450	74	72	71	78	78	77	-
深水埗 Sham Shui Po	624	106	110	109	100	99	100	-
九龍城 Kowloon City	920	150	150	149	156	158	157	-
黃大仙 Wong Tai Sin	559	91	92	93	94	95	94	-
觀塘 Kwun Tong	860	144	139	140	145	147	145	-
新界 New Territories	5 847	1 013	988	964	961	958	963	-
西貢 Sai Kung	645	107	107	108	106	108	109	-
沙田 Sha Tin	1 110	191	184	177	186	186	186	-
大埔 Tai Po	479	87	84	80	76	76	76	-
北區 North	547	101	101	98	82	83	82	-
元朗 Yuen Long	1 000	180	168	165	165	159	163	-
屯門 Tuen Mun	810	140	137	132	134	133	134	-
荃灣 Tsuen Wan	319	51	51	51	55	55	56	-
葵青 Kwai Tsing	735	122	121	120	124	124	124	-
離島 Islands	202	34	35	33	33	34	33	-

- 註： (1) 數字包括普通中學日校，但不包括特殊學校及由營辦補習班、職業訓練及成人教育的私立學校所開辦的日間中學課程。  
(2) 數字反映2020年10月15日的情況。  
(3) 在很少數的非公營學校中，數字涉及少數的混合班，即一班內有不同級別的學生於同一課室上課。於計算每所學校總班數時，混合班只會視作一班計算。當計算按級別劃分的班數時，混合班會根據不同級別學生人數的比例分拆，並按四捨五入以整數表列。因此，個別級別的開辦班數合計起來可能與學校的總班數不同。  
(4) 在推行新高中學制後，本地課程自2012年起沒有中七津貼學額。  
(5) 部分非公營學校開辦非本地正規課程。  
(6) 學校分區按其校舍所在的區議會分區劃分，由2019年開始，設在臨時校舍的學校會按其校舍原址所在的區議會分區劃分。

- Notes: (1) Figures include ordinary secondary day schools, but not special schools and secondary day courses operated by private schools offering tutorial, vocational and adult education courses.  
(2) Figures refer to the position as at 15 October 2020.  
(3) Figures in a very small number of non-public sector schools involve a small number of combined classes, i.e. classes operated in the same classroom comprising students of different grades. When counting the total number of classes in a school, a combined class is treated as one class. When counting the number of classes broken down by grade, a combined class is split into different classes in proportion to the number of students from each grade and the numbers are rounded to the nearest integer. Accordingly, figures on operating classes for individual grades may not add up to the total number of classes in schools.  
(4) Upon implementation of the New Senior Secondary Academic Structure, there are no subsidised Secondary 7 places under the local curriculum starting from 2012.  
(5) Some of the non-public sector schools operate non-local formal curriculum courses.  
(6) School districts are delineated by the District Council districts of the school premises. Starting from 2019, the districts for schools with decanting premises are based on the District Council districts of the original premises.

4.5 (續) 2020年中學日校開辦班數 — 按分區及級別統計  
(Cont'd) Operating Classes in Secondary Day Schools by District and Grade, 2020

(C) 國際及其他私立學校  
International and Other Private Schools

分區 District	所有級別 All Grades	中一 S1	中二 S2	中三 S3	中四 S4	中五 S5	中六 S6	中七 S7
所有分區 All Districts	1 211	200	198	185	170	163	163	131
香港島 Hong Kong Island	548	86	86	81	75	75	77	68
中西區 Central & Western	75	11	10	10	10	10	12	12
灣仔 Wan Chai	47	8	8	7	5	6	6	7
東區 Eastern	111	18	18	18	14	16	17	10
南區 Southern	315	49	50	46	46	43	42	39
九龍 Kowloon	343	60	62	55	49	46	44	26
油尖旺 Yau Tsim Mong	17	2	2	1	3	3	6	-
深水埗 Sham Shui Po	76	15	15	12	11	10	8	5
九龍城 Kowloon City	179	29	32	30	25	25	22	16
黃大仙 Wong Tai Sin	20	4	4	3	3	3	3	-
觀塘 Kwun Tong	51	10	9	9	7	5	5	5
新界 New Territories	320	54	50	49	46	42	42	37
西貢 Sai Kung	31	7	7	5	5	3	3	1
沙田 Sha Tin	141	21	20	20	20	20	20	20
大埔 Tai Po	20	8	5	4	2	1	-	-
北區 North	21	4	4	3	3	3	2	2
元朗 Yuen Long	2	-	-	-	-	-	2	-
屯門 Tuen Mun	52	6	6	8	8	8	8	8
荃灣 Tsuen Wan	-	-	-	-	-	-	-	-
葵青 Kwai Tsing	-	-	-	-	-	-	-	-
離島 Islands	53	8	8	9	8	7	7	6

- 註： (1) 數字包括普通中學日校，但不包括特殊學校及由營辦補習班、職業訓練及成人教育的私立學校所開辦的日間中學課程。  
(2) 數字反映2020年10月15日的情況。  
(3) 在很少數的非公營學校中，數字涉及少數的混合班，即一班內有不同級別的學生於同一課室上課。於計算每所學校總班數時，混合班只會視作一班計算。當計算按級別劃分的班數時，混合班會根據不同級別學生人數的比例分拆，並按四捨五入以整數表列。因此，個別級別的開辦班數合計起來可能與學校的總班數不同。  
(4) 在推行新高中學制後，本地課程自2012年起沒有中七津貼學額。  
(5) 部分非公營學校開辦非本地正規課程。  
(6) 學校分區按其校舍所在的區議會分區劃分，由2019年開始，設在臨時校舍的學校會按其校舍原址所在的區議會分區劃分。

- Notes: (1) Figures include ordinary secondary day schools, but not special schools and secondary day courses operated by private schools offering tutorial, vocational and adult education courses.  
(2) Figures refer to the position as at 15 October 2020.  
(3) Figures in a very small number of non-public sector schools involve a small number of combined classes, i.e. classes operated in the same classroom comprising students of different grades. When counting the total number of classes in a school, a combined class is treated as one class. When counting the number of classes broken down by grade, a combined class is split into different classes in proportion to the number of students from each grade and the numbers are rounded to the nearest integer. Accordingly, figures on operating classes for individual grades may not add up to the total number of classes in schools.  
(4) Upon implementation of the New Senior Secondary Academic Structure, there are no subsidised Secondary 7 places under the local curriculum starting from 2012.  
(5) Some of the non-public sector schools operate non-local formal curriculum courses.  
(6) School districts are delineated by the District Council districts of the school premises. Starting from 2019, the districts for schools with decanting premises are based on the District Council districts of the original premises.

#### 4.6 2020年中學日校學額 — 按分區及級別統計 Accommodation in Secondary Day Schools by District and Grade, 2020

##### (A) 所有學校 All Schools

分區 District	所有級別 All Grades	中一 S1	中二 S2	中三 S3	中四 S4	中五 S5	中六 S6	中七 S7
所有分區 All Districts	383 405	66 644	65 808	63 250	61 701	61 584	61 606	2 812
香港島 Hong Kong Island	70 614	12 054	12 028	11 621	11 135	11 149	11 150	1 477
中西區 Central & Western	12 178	2 063	2 035	1 998	1 956	1 926	1 953	247
灣仔 Wan Chai	14 625	2 452	2 452	2 351	2 321	2 406	2 466	177
東區 Eastern	24 933	4 305	4 259	4 216	3 921	4 033	4 009	190
南區 Southern	18 878	3 234	3 282	3 056	2 937	2 784	2 722	863
九龍 Kowloon	120 022	20 387	20 406	19 824	19 618	19 661	19 535	591
油尖旺 Yau Tsim Mong	14 936	2 398	2 368	2 333	2 546	2 589	2 702	-
深水埗 Sham Shui Po	22 927	3 937	4 085	3 952	3 665	3 611	3 552	125
九龍城 Kowloon City	35 286	5 894	5 968	5 821	5 813	5 782	5 658	350
黃大仙 Wong Tai Sin	18 325	3 161	3 128	3 041	2 977	3 009	3 009	-
觀塘 Kwun Tong	28 548	4 997	4 857	4 677	4 617	4 670	4 614	116
新界 New Territories	192 769	34 203	33 374	31 805	30 948	30 774	30 921	744
西貢 Sai Kung	22 032	3 807	3 815	3 693	3 623	3 531	3 539	24
沙田 Sha Tin	37 740	6 648	6 339	6 009	6 048	6 177	6 101	418
大埔 Tai Po	16 168	3 018	2 939	2 705	2 561	2 505	2 440	-
北區 North	18 179	3 425	3 425	3 244	2 683	2 716	2 650	36
元朗 Yuen Long	31 844	5 868	5 423	5 182	5 118	5 029	5 224	-
屯門 Tuen Mun	25 980	4 532	4 532	4 302	4 206	4 076	4 236	96
荃灣 Tsuen Wan	10 086	1 707	1 707	1 660	1 660	1 660	1 692	-
葵青 Kwai Tsing	23 087	3 960	3 927	3 808	3 776	3 808	3 808	-
離島 Islands	7 653	1 238	1 267	1 202	1 273	1 272	1 231	170

- 註： (1) 數字包括普通中學日校，但不包括特殊學校及由營辦補習班、職業訓練及成人教育的私立學校所開辦的日間中學課程。  
(2) 數字反映2020年10月15日的情況。  
(3) 數字指有關學校按照其預設班額所開辦的班數（不包括空置課室）而可容納的學生人數。  
(4) 在推行新高中學制後，本地課程自2012年起沒有中七津貼學額。  
(5) 學校分區按其校舍所在的區議會分區劃分，由2019年開始，設在臨時校舍的學校會按其校舍原址所在的區議會分區劃分。

- Notes: (1) Figures include ordinary secondary day schools, but not special schools and secondary day courses operated by private schools offering tutorial, vocational and adult education courses.  
(2) Figures refer to the position as at 15 October 2020.  
(3) Figures refer to the number of students that can be accommodated in operating classes (excluding vacant classrooms) in accordance with the planned class sizes as adopted by schools concerned.  
(4) Upon implementation of the New Senior Secondary Academic Structure, there are no subsidised Secondary 7 places under the local curriculum starting from 2012.  
(5) School districts are delineated by the District Council districts of the school premises. Starting from 2019, the districts for schools with decanting premises are based on the District Council districts of the original premises.



4.6 (續) 2020年中學日校學額 — 按分區及級別統計  
(Cont'd) Accommodation in Secondary Day Schools by District and Grade, 2020

(B) 公營及直接資助計劃學校  
Public Sector and Direct Subsidy Scheme Schools

分區 District	所有級別 All Grades	中一 S1	中二 S2	中三 S3	中四 S4	中五 S5	中六 S6	中七 S7
所有分區 All Districts	353 146	61 238	60 421	58 398	57 537	57 663	57 889	-
香港島 Hong Kong Island	56 664	9 634	9 601	9 369	9 261	9 353	9 446	-
中西區 Central & Western	10 187	1 734	1 734	1 703	1 661	1 661	1 694	-
灣仔 Wan Chai	13 396	2 235	2 235	2 164	2 194	2 254	2 314	-
東區 Eastern	22 190	3 822	3 756	3 701	3 605	3 669	3 637	-
南區 Southern	10 891	1 843	1 876	1 801	1 801	1 769	1 801	-
九龍 Kowloon	111 018	18 733	18 683	18 331	18 378	18 453	18 440	-
油尖旺 Yau Tsim Mong	14 609	2 369	2 336	2 323	2 516	2 516	2 549	-
深水埗 Sham Shui Po	20 783	3 519	3 647	3 609	3 350	3 321	3 337	-
九龍城 Kowloon City	30 739	5 112	5 112	5 014	5 190	5 158	5 153	-
黃大仙 Wong Tai Sin	17 625	3 021	2 988	2 936	2 872	2 904	2 904	-
觀塘 Kwun Tong	27 262	4 712	4 600	4 449	4 450	4 554	4 497	-
新界 New Territories	185 464	32 871	32 137	30 698	29 898	29 857	30 003	-
西貢 Sai Kung	21 114	3 596	3 604	3 550	3 480	3 438	3 446	-
沙田 Sha Tin	34 626	6 176	5 883	5 559	5 598	5 727	5 683	-
大埔 Tai Po	15 665	2 811	2 811	2 609	2 513	2 481	2 440	-
北區 North	17 716	3 333	3 333	3 175	2 614	2 647	2 614	-
元朗 Yuen Long	31 754	5 868	5 423	5 182	5 118	5 029	5 134	-
屯門 Tuen Mun	25 172	4 402	4 402	4 172	4 076	3 980	4 140	-
荃灣 Tsuen Wan	10 086	1 707	1 707	1 660	1 660	1 660	1 692	-
葵青 Kwai Tsing	23 087	3 960	3 927	3 808	3 776	3 808	3 808	-
離島 Islands	6 244	1 018	1 047	983	1 063	1 087	1 046	-

- 註： (1) 數字包括普通中學日校，但不包括特殊學校及由營辦補習班、職業訓練及成人教育的私立學校所開辦的日間中學課程。  
(2) 數字反映2020年10月15日的情況。  
(3) 數字指有關學校按照其預設班額所開辦的班數（不包括空置課室）而可容納的學生人數。  
(4) 在推行新高中學制後，本地課程自2012年起沒有中七津貼學額。  
(5) 部分非公營學校開辦非本地正規課程。  
(6) 學校分區按其校舍所在的區議會分區劃分，由2019年開始，設在臨時校舍的學校會按其校舍原址所在的區議會分區劃分。

- Notes: (1) Figures include ordinary secondary day schools, but not special schools and secondary day courses operated by private schools offering tutorial, vocational and adult education courses.  
(2) Figures refer to the position as at 15 October 2020.  
(3) Figures refer to the number of students that can be accommodated in operating classes (excluding vacant classrooms) in accordance with the planned class sizes as adopted by schools concerned.  
(4) Upon implementation of the New Senior Secondary Academic Structure, there are no subsidised Secondary 7 places under the local curriculum starting from 2012.  
(5) Some of the non-public sector schools operate non-local formal curriculum courses.  
(6) School districts are delineated by the District Council districts of the school premises. Starting from 2019, the districts for schools with decanting premises are based on the District Council districts of the original premises.

4.6 (續) 2020年中學日校學額 — 按分區及級別統計  
(Cont'd) Accommodation in Secondary Day Schools by District and Grade, 2020

(C) 國際及其他私立學校  
International and Other Private Schools

分區 District	所有級別 All Grades	中一 S1	中二 S2	中三 S3	中四 S4	中五 S5	中六 S6	中七 S7
所有分區 All Districts	30 259	5 406	5 387	4 852	4 164	3 921	3 717	2 812
香港島 Hong Kong Island	13 950	2 420	2 427	2 252	1 874	1 796	1 704	1 477
中西區 Central & Western	1 991	329	301	295	295	265	259	247
灣仔 Wan Chai	1 229	217	217	187	127	152	152	177
東區 Eastern	2 743	483	503	515	316	364	372	190
南區 Southern	7 987	1 391	1 406	1 255	1 136	1 015	921	863
九龍 Kowloon	9 004	1 654	1 723	1 493	1 240	1 208	1 095	591
油尖旺 Yau Tsim Mong	327	29	32	10	30	73	153	-
深水埗 Sham Shui Po	2 144	418	438	343	315	290	215	125
九龍城 Kowloon City	4 547	782	856	807	623	624	505	350
黃大仙 Wong Tai Sin	700	140	140	105	105	105	105	-
觀塘 Kwun Tong	1 286	285	257	228	167	116	117	116
新界 New Territories	7 305	1 332	1 237	1 107	1 050	917	918	744
西貢 Sai Kung	918	211	211	143	143	93	93	24
沙田 Sha Tin	3 114	472	456	450	450	450	418	418
大埔 Tai Po	503	207	128	96	48	24	-	-
北區 North	463	92	92	69	69	69	36	36
元朗 Yuen Long	90	-	-	-	-	-	90	-
屯門 Tuen Mun	808	130	130	130	130	96	96	96
荃灣 Tsuen Wan	-	-	-	-	-	-	-	-
葵青 Kwai Tsing	-	-	-	-	-	-	-	-
離島 Islands	1 409	220	220	219	210	185	185	170

- 註： (1) 數字包括普通中學日校，但不包括特殊學校及由營辦補習班、職業訓練及成人教育的私立學校所開辦的日間中學課程。  
(2) 數字反映2020年10月15日的情況。  
(3) 數字指有關學校按照其預設班額所開辦的班數（不包括空置課室）而可容納的學生人數。  
(4) 在推行新高中學制後，本地課程自2012年起沒有中七津貼學額。  
(5) 部分非公營學校開辦非本地正規課程。  
(6) 學校分區按其校舍所在的區議會分區劃分，由2019年開始，設在臨時校舍的學校會按其校舍原址所在的區議會分區劃分。

- Notes: (1) Figures include ordinary secondary day schools, but not special schools and secondary day courses operated by private schools offering tutorial, vocational and adult education courses.  
(2) Figures refer to the position as at 15 October 2020.  
(3) Figures refer to the number of students that can be accommodated in operating classes (excluding vacant classrooms) in accordance with the planned class sizes as adopted by schools concerned.  
(4) Upon implementation of the New Senior Secondary Academic Structure, there are no subsidised Secondary 7 places under the local curriculum starting from 2012.  
(5) Some of the non-public sector schools operate non-local formal curriculum courses.  
(6) School districts are delineated by the District Council districts of the school premises. Starting from 2019, the districts for schools with decanting premises are based on the District Council districts of the original premises.

**4.7 2020年中學日校學生人數 — 按分區及級別統計**  
**Student Enrolment in Secondary Day Schools by District and Grade, 2020**

**(A) 所有學校**  
**All Schools**

分區 District	所有級別 All Grades	中一 S1	中二 S2	中三 S3	中四 S4	中五 S5	中六 S6	中七 S7
所有分區 All Districts	329 011	60 945	60 293	56 466	52 776	49 436	46 792	2 303
香港島 Hong Kong Island	58 284	10 755	10 666	9 919	9 219	8 527	8 004	1 194
中西區 Central & Western	10 571	1 957	1 888	1 821	1 682	1 562	1 454	207
灣仔 Wan Chai	11 691	2 110	2 126	1 959	1 906	1 757	1 711	122
東區 Eastern	20 380	3 821	3 788	3 518	3 188	3 051	2 874	140
南區 Southern	15 642	2 867	2 864	2 621	2 443	2 157	1 965	725
九龍 Kowloon	104 624	18 703	18 860	17 899	17 033	16 228	15 410	491
油尖旺 Yau Tsim Mong	12 596	2 182	2 168	2 053	2 139	2 064	1 990	-
深水埗 Sham Shui Po	20 400	3 744	3 858	3 612	3 231	3 028	2 837	90
九龍城 Kowloon City	30 100	5 401	5 422	5 130	4 948	4 599	4 284	316
黃大仙 Wong Tai Sin	16 077	2 851	2 914	2 823	2 583	2 469	2 437	-
觀塘 Kwun Tong	25 451	4 525	4 498	4 281	4 132	4 068	3 862	85
新界 New Territories	166 103	31 487	30 767	28 648	26 524	24 681	23 378	618
西貢 Sai Kung	17 872	3 413	3 369	3 195	2 835	2 563	2 478	19
沙田 Sha Tin	32 791	6 218	5 938	5 498	5 242	4 927	4 595	373
大埔 Tai Po	13 510	2 668	2 573	2 401	2 153	1 936	1 779	-
北區 North	16 673	3 223	3 284	3 007	2 499	2 424	2 207	29
元朗 Yuen Long	27 798	5 455	5 116	4 751	4 428	4 061	3 987	-
屯門 Tuen Mun	21 938	4 183	4 144	3 824	3 523	3 168	3 018	78
荃灣 Tsuen Wan	9 086	1 545	1 620	1 532	1 525	1 474	1 390	-
葵青 Kwai Tsing	20 409	3 692	3 626	3 438	3 362	3 231	3 060	-
離島 Islands	6 026	1 090	1 097	1 002	957	897	864	119

- 註： (1) 數字包括普通中學日校，但不包括特殊學校及由營辦補習班、職業訓練及成人教育的私立學校所開辦的日間中學課程。  
(2) 數字反映2020年10月15日的情況。  
(3) 在推行新高中學制後，本地課程自2012年起沒有中七津貼學額。  
(4) 學校分區按其校舍所在的區議會分區劃分，由2019年開始，設在臨時校舍的學校會按其校舍原址所在的區議會分區劃分。

- Notes: (1) Figures include ordinary secondary day schools, but not special schools and secondary day courses operated by private schools offering tutorial, vocational and adult education courses.  
(2) Figures refer to the position as at 15 October 2020.  
(3) Upon implementation of the New Senior Secondary Academic Structure, there are no subsidised Secondary 7 places under the local curriculum starting from 2012.  
(4) School districts are delineated by the District Council districts of the school premises. Starting from 2019, the districts for schools with decanting premises are based on the District Council districts of the original premises.

4.7 (續) 2020年中學日校學生人數 – 按分區及級別統計  
(Cont'd) Student Enrolment in Secondary Day Schools by District and Grade, 2020

(B) 公營及直接資助計劃學校  
Public Sector and Direct Subsidy Scheme Schools

分區 District	所有級別 All Grades	中一 S1	中二 S2	中三 S3	中四 S4	中五 S5	中六 S6	中七 S7
所有分區 All Districts	303 259	56 088	55 583	52 215	49 175	46 254	43 944	-
香港島 Hong Kong Island	46 009	8 529	8 452	7 866	7 543	6 970	6 649	-
中西區 Central & Western	8 785	1 649	1 596	1 535	1 408	1 336	1 261	-
灣仔 Wan Chai	10 692	1 943	1 956	1 795	1 791	1 621	1 586	-
東區 Eastern	18 197	3 381	3 341	3 103	2 966	2 777	2 629	-
南區 Southern	8 335	1 556	1 559	1 433	1 378	1 236	1 173	-
九龍 Kowloon	97 429	17 261	17 470	16 692	16 009	15 364	14 633	-
油尖旺 Yau Tsim Mong	12 466	2 166	2 148	2 044	2 132	2 047	1 929	-
深水埗 Sham Shui Po	18 775	3 374	3 514	3 354	2 991	2 853	2 689	-
九龍城 Kowloon City	26 265	4 723	4 724	4 459	4 393	4 099	3 867	-
黃大仙 Wong Tai Sin	15 533	2 721	2 807	2 728	2 498	2 405	2 374	-
觀塘 Kwun Tong	24 390	4 277	4 277	4 107	3 995	3 960	3 774	-
新界 New Territories	159 821	30 298	29 661	27 657	25 623	23 920	22 662	-
西貢 Sai Kung	17 284	3 267	3 233	3 091	2 733	2 522	2 438	-
沙田 Sha Tin	29 875	5 761	5 496	5 060	4 824	4 512	4 222	-
大埔 Tai Po	13 143	2 513	2 463	2 337	2 132	1 919	1 779	-
北區 North	16 263	3 132	3 196	2 951	2 438	2 373	2 173	-
元朗 Yuen Long	27 752	5 455	5 116	4 751	4 428	4 061	3 941	-
屯門 Tuen Mun	21 135	4 051	4 012	3 689	3 388	3 071	2 924	-
荃灣 Tsuen Wan	9 086	1 545	1 620	1 532	1 525	1 474	1 390	-
葵青 Kwai Tsing	20 409	3 692	3 626	3 438	3 362	3 231	3 060	-
離島 Islands	4 874	882	899	808	793	757	735	-

- 註： (1) 數字包括普通中學日校，但不包括特殊學校及由營辦補習班、職業訓練及成人教育的私立學校所開辦的日間中學課程。  
(2) 數字反映2020年10月15日的情況。  
(3) 在推行新高中學制後，本地課程自2012年起沒有中七津貼學額。  
(4) 部分非公營學校開辦非本地正規課程。  
(5) 學校分區按其校舍所在的區議會分區劃分，由2019年開始，設在臨時校舍的學校會按其校舍原址所在的區議會分區劃分。

- Notes: (1) Figures include ordinary secondary day schools, but not special schools and secondary day courses operated by private schools offering tutorial, vocational and adult education courses.  
(2) Figures refer to the position as at 15 October 2020.  
(3) Upon implementation of the New Senior Secondary Academic Structure, there are no subsidised Secondary 7 places under the local curriculum starting from 2012.  
(4) Some of the non-public sector schools operate non-local formal curriculum courses.  
(5) School districts are delineated by the District Council districts of the school premises. Starting from 2019, the districts for schools with decanting premises are based on the District Council districts of the original premises.

4.7 (續) 2020年中學日校學生人數 – 按分區及級別統計  
(Cont'd) Student Enrolment in Secondary Day Schools by District and Grade, 2020

(C) 國際及其他私立學校  
International and Other Private Schools

分區 District	所有級別 All Grades	中一 S1	中二 S2	中三 S3	中四 S4	中五 S5	中六 S6	中七 S7
所有分區 All Districts	25 752	4 857	4 710	4 251	3 601	3 182	2 848	2 303
香港島 Hong Kong Island	12 275	2 226	2 214	2 053	1 676	1 557	1 355	1 194
中西區 Central & Western	1 786	308	292	286	274	226	193	207
灣仔 Wan Chai	999	167	170	164	115	136	125	122
東區 Eastern	2 183	440	447	415	222	274	245	140
南區 Southern	7 307	1 311	1 305	1 188	1 065	921	792	725
九龍 Kowloon	7 195	1 442	1 390	1 207	1 024	864	777	491
油尖旺 Yau Tsim Mong	130	16	20	9	7	17	61	-
深水埗 Sham Shui Po	1 625	370	344	258	240	175	148	90
九龍城 Kowloon City	3 835	678	698	671	555	500	417	316
黃大仙 Wong Tai Sin	544	130	107	95	85	64	63	-
觀塘 Kwun Tong	1 061	248	221	174	137	108	88	85
新界 New Territories	6 282	1 189	1 106	991	901	761	716	618
西貢 Sai Kung	588	146	136	104	102	41	40	19
沙田 Sha Tin	2 916	457	442	438	418	415	373	373
大埔 Tai Po	367	155	110	64	21	17	-	-
北區 North	410	91	88	56	61	51	34	29
元朗 Yuen Long	46	-	-	-	-	-	46	-
屯門 Tuen Mun	803	132	132	135	135	97	94	78
荃灣 Tsuen Wan	-	-	-	-	-	-	-	-
葵青 Kwai Tsing	-	-	-	-	-	-	-	-
離島 Islands	1 152	208	198	194	164	140	129	119

- 註： (1) 數字包括普通中學日校，但不包括特殊學校及由營辦補習班、職業訓練及成人教育的私立學校所開辦的日間中學課程。  
(2) 數字反映2020年10月15日的情況。  
(3) 在推行新高中學制後，本地課程自2012年起沒有中七津貼學額。  
(4) 部分非公營學校開辦非本地正規課程。  
(5) 學校分區按其校舍所在的區議會分區劃分，由2019年開始，設在臨時校舍的學校會按其校舍原址所在的區議會分區劃分。

- Notes: (1) Figures include ordinary secondary day schools, but not special schools and secondary day courses operated by private schools offering tutorial, vocational and adult education courses.  
(2) Figures refer to the position as at 15 October 2020.  
(3) Upon implementation of the New Senior Secondary Academic Structure, there are no subsidised Secondary 7 places under the local curriculum starting from 2012.  
(4) Some of the non-public sector schools operate non-local formal curriculum courses.  
(5) School districts are delineated by the District Council districts of the school premises. Starting from 2019, the districts for schools with decanting premises are based on the District Council districts of the original premises.

4.8 2020年中學日校學生人數 — 按級別、性別及年齡統計  
Student Enrolment in Secondary Day Schools by Grade, Sex and Age, 2020

級別 Grade	性別 Sex	所有歲數 All Ages	年齡 Age									
			≤ 11	12	13	14	15	16	17	18	19	≥ 20
所有級別 All Grades		329 011	13 630	54 562	56 054	52 961	50 508	46 191	40 239	10 468	3 250	1 148
	男 Male	169 570	6 674	27 996	29 055	27 546	25 959	23 431	20 561	5 852	1 850	646
	女 Female	159 441	6 956	26 566	26 999	25 415	24 549	22 760	19 678	4 616	1 400	502
中一 Secondary 1		60 945	13 120	41 310	5 070	1 147	215	61	12	3	6	1
	男 Male	31 680	6 445	21 448	2 886	717	140	35	5	1	3	-
	女 Female	29 265	6 675	19 862	2 184	430	75	26	7	2	3	1
中二 Secondary 2		60 293	508	12 672	39 376	5 967	1 417	289	41	18	4	1
	男 Male	31 421	229	6 293	20 413	3 407	856	184	25	12	2	-
	女 Female	28 872	279	6 379	18 963	2 560	561	105	16	6	2	1
中三 Secondary 3		56 466	2	565	11 128	35 794	6 673	1 778	413	82	20	11
	男 Male	29 387	-	246	5 542	18 537	3 683	1 066	249	50	7	7
	女 Female	27 079	2	319	5 586	17 257	2 990	712	164	32	13	4
中四 Secondary 4		52 776	-	15	476	9 676	32 627	7 141	2 158	501	136	46
	男 Male	27 121	-	9	213	4 719	16 635	3 918	1 219	299	85	24
	女 Female	25 655	-	6	263	4 957	15 992	3 223	939	202	51	22
中五 Secondary 5		49 436	-	-	4	375	9 198	28 984	7 562	2 429	698	186
	男 Male	25 240	-	-	1	165	4 472	14 460	4 236	1 393	403	110
	女 Female	24 196	-	-	3	210	4 726	14 524	3 326	1 036	295	76
中六 Secondary 6		46 792	-	-	-	2	378	7 625	28 344	7 160	2 381	902
	男 Male	23 565	-	-	-	1	173	3 622	13 968	3 949	1 348	504
	女 Female	23 227	-	-	-	1	205	4 003	14 376	3 211	1 033	398
中七 Secondary 7		2 303	-	-	-	-	-	313	1 709	275	5	1
	男 Male	1 156	-	-	-	-	-	146	859	148	2	1
	女 Female	1 147	-	-	-	-	-	167	850	127	3	-

註： (1) 數字包括普通中學日校，但不包括特殊學校及由營辦補習班、職業訓練及成人教育的私立學校所開辦的日間中學課程。  
(2) 數字反映2020年10月15日的情況。  
(3) 在推行新高中學制後，本地課程自2012年起沒有中七津貼學額。

Notes: (1) Figures include ordinary secondary day schools, but not special schools and secondary day courses operated by private schools offering tutorial, vocational and adult education courses.  
(2) Figures refer to the position as at 15 October 2020.  
(3) Upon implementation of the New Senior Secondary Academic Structure, there are no subsidised Secondary 7 places under the local curriculum starting from 2012.

**4.9 2010年至2020年其他<sup>(1)</sup>日間中學課程學生人數 — 按級別統計**  
**Student Enrolment in Other<sup>(1)</sup> Secondary Day Courses by Grade, 2010-2020**

級別 Grade	2010	2011	2012	2013	2014	2015	2016	2017	2018	2019	2020
所有級別 All Grades	5 550	3 403	1 411	1 157	806	563	412	352	332	318	288
中一 Secondary 1	-	-	-	-	-	-	-	-	-	-	4
中二 Secondary 2	-	-	-	-	-	-	-	-	-	-	5
中三 Secondary 3	24	11	19	22	9	-	-	-	-	-	2
中四 Secondary 4	138	80	78	85	51	27	28	27	28	29	36
中五 Secondary 5	1 553	309	241	206	169	93	66	79	57	52	61
中六 Secondary 6	1 806	1 409	1 051	828	563	423	318	246	247	237	180
中七 Secondary 7	2 029	1 594	22	16	14	20	-	-	-	-	-

註： (1) 指由營辦補習班、職業訓練及成人教育的私立學校所開辦的日間中學課程。資料從2006年起開始搜集。  
(2) 數字一般反映該年9月中的情況，除2020年反映10月中外。

Notes: (1) Referring to secondary day courses operated by private schools offering tutorial, vocational and adult education courses. Information has been collected since 2006.  
(2) Figures generally refer to the position as at mid-September of the respective years, except as at mid-October for 2020.

**4.10 2010年至2020年夜間中學課程<sup>(1)</sup>學生人數 — 按級別統計**  
**Student Enrolment in Secondary Evening Courses<sup>(1)</sup> by Grade, 2010-2020**

級別 Grade	2010	2011	2012	2013	2014	2015	2016	2017	2018	2019	2020
所有級別 All Grades	2 844	2 042	1 936	1 870	1 666	1 526	1 285	1 226	1 193	1 031	1 006
中一 Secondary 1	40	41	40	40	40	40	39	26	30	22	22
中二 Secondary 2	42	67	74	44	40	40	41	37	29	34	32
中三 Secondary 3	150	123	111	105	81	80	80	86	65	65	72
中四 Secondary 4	533	396	439	423	343	288	259	276	269	223	197
中五 Secondary 5	1 133	511	551	539	427	389	359	339	330	299	247
中六 Secondary 6	596	559	721	719	735	682	507	462	470	388	436
中七 Secondary 7	350	345	-	-	-	7	-	-	-	-	-

註： (1) 數字包括由私立中學（當中包括於指定中心授課的認可辦學機構）和營辦補習班、職業訓練及成人教育的私立學校所開辦的夜間中學課程。

(2) 數字一般反映該年9月中的情況，除2020年反映10月中外。

Notes: (1) Figures include secondary evening courses operated by private secondary schools (also covering those operated by approved course providers in designated centres) and private schools offering tutorial, vocational and adult education courses.

(2) Figures generally refer to the position as at mid-September of the respective years, except as at mid-October for 2020.



V  
特殊教育  
**Special Education**



**5.1 2010年至2020年特殊學校及設有特殊班的普通學校數目**  
**Number of Special Schools and Ordinary Schools with Special Classes, 2010-2020**

		2010	2011	2012	2013	2014	2015	2016	2017	2018	2019	2020
本地特殊學校 <sup>(1)</sup> Local Special School <sup>(1)</sup>	所有程度 All Levels	60	60	60	60	60	60	60	61	60	60	61
	小學 Primary	56	56	56	56	56	56	56	57	58	58	59
	中學 Secondary	59	59	59	59	59	59	59	60	59	60	61
英基學校協會屬下特殊學校 English Schools Foundation Special School	所有程度 All Levels	1	1	1	1	1	1	1	1	1	1	1
	小學 Primary	1	1	1	1	1	1	1	1	1	1	1
	中學 Secondary	1	1	1	1	1	1	1	1	1	1	1
設有特殊班的普通學校 <sup>(2,3)</sup> Ordinary Schools with Special Classes <sup>(2,3)</sup>	所有程度 All Levels	1	3	4	4	3	5	6	8	9	8	8
	小學 Primary	1	2	2	2	1	2	2	4	4	2	2
	中學 Secondary	1	3	4	3	3	5	6	7	9	7	7

註： 數字不包括在社會福利署轄下註冊的特殊幼兒中心。

- (1) 2010年至2017年的數字包括一間主流化中的學校。該所學校的小學部於2010年8月完成主流化，而其中學部亦已於2018年8月完成主流化。
- (2) 只有很少數的非公營普通學校開辦特殊班。
- (3) 普通學校特殊班的相關數字已作修訂，以劃一不同學校類別中的特殊班分類。

Notes: Figures do not include special child care centres registered under the Social Welfare Department.

- (1) Figures from 2010 to 2017 include one mainstreaming special school. The mainstreaming of its primary section was completed in August 2010 and the mainstreaming of its secondary section was completed in August 2018.
- (2) Only a very small number of non-public sector ordinary schools are operating special classes.
- (3) Figures related to special classes in ordinary schools have been revised to standardise the classification of special classes across different sectors.

**5.2 2010年至2020年接受特殊教育（包括普通學校的特殊班）學生人數－按程度統計**  
**Student Enrolment in Special Education (Including Special Classes in Ordinary Schools) by Level, 2010-2020**

		2010	2011	2012	2013	2014	2015	2016	2017	2018	2019	2020
接受特殊教育的學生總人數 Total Enrolment in Special Education	所有程度 All Levels	7 815	8 050	8 021	7 965	7 760	7 847	7 843	8 002	8 130	8 344	8 356
	小學 Primary	3 303	3 327	3 212	3 253	3 231	3 374	3 460	3 680	3 838	3 971	3 996
	中學 Secondary	4 512	4 723	4 809	4 712	4 529	4 473	4 383	4 322	4 292	4 373	4 360
在特殊學校就讀的學生人數 <sup>(1)</sup> Enrolment in Special Schools <sup>(1)</sup>	所有程度 All Levels	7 803	8 008	7 946	7 904	7 712	7 770	7 752	7 896	8 008	8 270	8 290
	小學 Primary	3 296	3 312	3 198	3 226	3 224	3 362	3 449	3 633	3 806	3 946	3 980
	中學 Secondary	4 507	4 696	4 748	4 678	4 488	4 408	4 303	4 263	4 202	4 324	4 310
在普通學校特殊班就讀的學生 人數 <sup>(2,3)</sup> Enrolment in Special Classes in Ordinary Schools <sup>(2,3)</sup>	所有程度 All Levels	12	42	75	61	48	77	91	106	122	74	66
	小學 Primary	7	15	14	27	7	12	11	47	32	25	16
	中學 Secondary	5	27	61	34	41	65	80	59	90	49	50

註： 數字反映該年9/10月的情況。數字不包括在社會福利署轄下註冊的特殊幼兒中心及那些在沒開辦特殊班的普通學校就讀而有特殊教育需要的學生。

- (1) 2010年至2017年的數字包括一間主流化中的學校。該所學校的小學部於2010年8月完成主流化，而其中學部亦已於2018年8月完成主流化。
- (2) 只有很少數的非公營普通學校開辦特殊班。
- (3) 普通學校特殊班的相關數字已作修訂，以劃一不同學校類別中的特殊班分類。

Notes: Figures refer to the position as at September/October of the respective years. Figures do not include special child care centres registered under the Social Welfare Department and those students with special educational needs who are enrolled in ordinary schools without operating special classes.

- (1) Figures from 2010 to 2017 include one mainstreaming special school. The mainstreaming of its primary section was completed in August 2010 and the mainstreaming of its secondary section was completed in August 2018.
- (2) Only a very small number of non-public sector ordinary schools are operating special classes.
- (3) Figures related to special classes in ordinary schools have been revised to standardise the classification of special classes across different sectors.

**5.3 2010年至2020年本地特殊學校學生人數 — 按程度及類別統計**  
**Student Enrolment in Local Special Schools by Level and Category, 2010-2020**

類別 Category	2010	2011	2012	2013	2014	2015	2016	2017	2018	2019	2020
所有程度 All Levels	7 742	7 944	7 883	7 834	7 643	7 703	7 682	7 826	7 939	8 201	8 223
視障 Visual Impairment	143	126	122	124	126	125	123	112	110	119	125
聽障 Hearing Impairment	136	145	129	111	102	87	89	84	64	71	63
肢體傷殘 Physical Disability	877	932	929	936	921	915	883	877	907	903	880
智障 Intellectual Disability											
- 輕度 - Mild	3 072	3 116	3 122	3 098	3 051	3 049	3 103	3 154	3 218	3 295	3 314
- 中度 - Moderate	1 697	1 756	1 786	1 822	1 865	1 879	1 911	1 992	2 040	2 103	2 188
- 嚴重 - Severe	749	746	729	704	691	679	687	699	706	712	708
群育學校 School for Social Development	710	775	769	744	632	600	553	594	614	647	572
醫院學校 Hospital School	358	348	297	295	255	369	333	314	280	351	373
小學 Primary	3 264	3 283	3 167	3 195	3 191	3 337	3 423	3 610	3 783	3 920	3 955
視障 Visual Impairment	79	65	58	62	58	57	61	57	59	58	67
聽障 Hearing Impairment	33	27	29	22	18	20	25	25	20	26	23
肢體傷殘 Physical Disability	384	390	366	358	337	334	350	359	370	389	405
智障 Intellectual Disability											
- 輕度 - Mild	1 300	1 302	1 304	1 311	1 343	1 318	1 375	1 447	1 525	1 558	1 555
- 中度 - Moderate	746	777	753	767	826	879	918	992	1 094	1 149	1 172
- 嚴重 - Severe	299	295	290	292	311	318	330	353	373	364	355
群育學校 School for Social Development	189	191	181	179	153	175	155	183	180	181	149
醫院學校 Hospital School	234	236	186	204	145	236	209	194	162	195	229
中學 Secondary	4 478	4 661	4 716	4 639	4 452	4 366	4 259	4 216	4 156	4 281	4 268
視障 Visual Impairment	64	61	64	62	68	68	62	55	51	61	58
聽障 Hearing Impairment	103	118	100	89	84	67	64	59	44	45	40
肢體傷殘 Physical Disability	493	542	563	578	584	581	533	518	537	514	475
智障 Intellectual Disability											
- 輕度 - Mild	1 772	1 814	1 818	1 787	1 708	1 731	1 728	1 707	1 693	1 737	1 759
- 中度 - Moderate	951	979	1 033	1 055	1 039	1 000	993	1 000	946	954	1 016
- 嚴重 - Severe	450	451	439	412	380	361	357	346	333	348	353
群育學校 School for Social Development	521	584	588	565	479	425	398	411	434	466	423
醫院學校 Hospital School	124	112	111	91	110	133	124	120	118	156	144

註：數字反映該年9月中的情況。數字不包括在社會福利署轄下註冊的特殊幼兒中心及那些在沒開辦特殊班的普通學校就讀而有特殊教育需要的學生。

Note: Figures refer to the position as at mid-September of the respective years. Figures do not include special child care centres registered under the Social Welfare Department and those students with special educational needs who are enrolled in ordinary schools without operating special classes.



名詞釋義  
**Glossary of Terms**





## 名詞釋義

以下是學生人數統計中所用各主要名詞的定義，這些名詞的定義或會與教育局其他分部／組所用的定義不盡相同，故不能視為其他用途的正式定義。（為方便查閱，以下名詞是根據其英文譯名的字母次序排列。）

### 學額

幼稚園（包括幼稚園暨幼兒中心）方面，學額指每間課室或幼兒中心部分在容額證明書所列的註冊課室最高容額／幼兒中心部分的批准容額，並按當年開辦的半日班與全日班及幼稚園班與2-3歲班的學生人數分布情況計算。空置課室及空置的幼兒中心部分不包括在計算之內。

小學及中學方面，學額指有關學校按照其預設班額所開辦的班級可容納的學生人數。至於空置課室可容納的學生人數，則不會計算在內。就公營學校（包括官立、資助及按位津貼學校）而言，學校的學額是由教育局所規定。在不同年度、地區或學校，學額或會有所不同，須視乎當時的政策而定。

預設班額則適用於直接資助計劃、國際及私立獨立學校。預設班額指學校在「學生人數統計調查」中填報的每班計劃取錄學生人數。

至於不屬於國際及私立獨立學校的私立學校，每個開辦班數可容納的學生人數假定為45人（即《教育條例》所規定每班最多可容納的學生人數），或以有關課室的核准學額為上限計算。

## Glossary of Terms

This glossary lists the definition of the major terms used in student enrolment statistics. They may differ from those used by other divisions/sections of the Education Bureau and should NOT therefore be taken as OFFICIAL ones to be adopted for other purposes. (For easy reference, the terms below are arranged in alphabetical order.)

### Accommodation

For kindergartens (including kindergarten-cum-child care centres), it refers to the maximum capacity of a registered classroom/child-care-centre portion as stipulated on the Certificate of Accommodation/approved capacity of child-care-centre portions with reference to the split in student enrolment between half day and whole day sessions as well as between kindergarten classes and aged 2-3 classes in operation in the year. Vacant classrooms and vacant child care centre portions are not included in the counting.

For primary and secondary schools, it refers to the capacity of operating classes in terms of the number of students that can be accommodated in accordance to the planned class size as adopted by the school concerned. Places in vacant classrooms are not counted. For public sector schools (including government, aided and caput schools), accommodation of schools is stipulated by the Education Bureau, which may vary across years, districts or schools depending on the prevailing policy.

Planned class size is applicable to Direct Subsidy Scheme, international and Private Independent Schools. It refers to the number of students that a school plans to admit per class as reported by the school in the Student Enrolment Survey.

For private schools other than international and Private Independent Schools, the capacity of an operating class is taken as 45, i.e. the maximum number of students that can be admitted according to the Education Ordinance, or as constrained by the permitted accommodation of the classroom concerned.

## 名詞釋義 (續)

### 資助學校

由志願團體開辦的學校。這些學校的辦學經費，主要由政府按照統一的資助則例撥與。

### 按位津貼學校

受政府以按位津貼形式資助的學校（即按每名學生計算）。

### 每班人數

在統計參照日，即9/10月時，各班所註冊的學生人數。如一班內有不同級別的學生（即混合班），各級別的學生人數會以個別級別所有的學生計算。而班級數目則按該班內不同級別的數目而分為二分之一班、三分之一班等。

### 直接資助計劃

一項在1991年推行的計劃，目的旨在使教育制度更多元化，以為家長提供更多選擇。在這計劃下，直接資助學校在符合基本教育標準的情況下，可自行決定課程、學費及收生條件。政府所給予的資助，則視乎有關學校的收生人數而定（即有關學校能否吸引家長）。

### 分區

學校分區按其校舍所在的區議會分區劃分。本港共有18個區議會分區。由2019年開始，設在臨時校舍的學校會按其校舍原址所在的區議會分區劃分。

## Glossary of Terms (Cont'd)

### Aided School

A school operated by a voluntary body and mainly financed by the Government through the unified Code of Aid.

### Caput School

A school which receives Government assistance in the form of a Per Caput Grant (i.e. on a per student basis).

### Class Size

The number of students registered in a class as at the reference date, i.e. in September/October. For a combined class with students from different grades, the class size of a particular grade is the number of students of that grade. The number of class is counted as one-half, one-third, etc. according to the number of grades in the class.

### Direct Subsidy Scheme (DSS)

A scheme introduced in 1991 to inject more variety into the education system to provide parents with more choices. Under the scheme, schools are free to decide their curriculum, fees and entrance requirements that are consistent with basic education standards. Government subsidy may vary depending on the number of enrolment in the schools, i.e. on the success of the schools in attracting parents.

### District

School districts are delineated by the District Council (DC) districts of the school premises. There are 18 DC districts in Hong Kong. Starting from 2019, the districts for schools with decanting premises are based on the DC districts of the original premises.

## 名詞釋義 (續)

### 英基學校協會學校

指由「英基學校協會」管轄的國際學校。而「英基學校協會」是在1967年根據有關條例成立，在香港或其他地方擁有、管理、管治和營辦學校，該等學校是不分種族及宗教、提供以英語為媒介的現代的通才教育予能從上述教育獲益的男童及女童的。

### 官立學校

完全由政府資助及直接營辦的學校。

### 級別

代表學生在一個學年內所修讀的學校課程。

### 國際學校

指主要為非本地學生提供完整的非本地正規課程，並經教育局認可為國際學校的學校。國際學校包括「英基學校協會」屬下的學校及其他私立國際學校。

### 幼稚園教育計劃

由2017年開始，政府推行新的幼稚園教育計劃，以取代學前教育學券計劃。在新政策下，政府會直接向參加幼稚園教育計劃的合資格本地非牟利幼稚園提供資助。政策目的是提供易於負擔的優質幼稚園教育，以及提高學童按其所需接受不同模式幼稚園教育的機會。

## Glossary of Terms (Cont'd)

### English Schools Foundation Schools

They refer to those international schools operated under the administration of the English Schools Foundation (ESF). The ESF was established by Ordinance in 1967 to own, manage, administer and operate within Hong Kong or elsewhere schools offering, without regard to race or religion, a modern liberal education through the medium of English language to boys and girls who are able to benefit from such an education.

### Government School

A school wholly financed and operated by the Government.

### Grade

A division of the instructional programme of a school representing the work of one school year.

### International Schools

They refer to those schools recognised by the Education Bureau as international schools that offer full non-local formal curricula primarily for non-local students. They include schools under the English Schools Foundation and other private international schools.

### Kindergarten Education Scheme

From 2017, the Government has implemented the new Kindergarten Education Scheme to replace the Pre-primary Education Voucher Scheme. Under the new policy, eligible local non-profit-making kindergartens joining the Kindergarten Education Scheme will be provided with direct subsidy. The policy objectives are to provide quality and highly affordable kindergarten education, and to enhance students' access to different services that suit their needs.

## 名詞釋義 (續)

### 本地學校

幼稚園方面，本地學校是指根據香港課程發展議會頒布的最新幼稚園課程指引，提供全面的本地課程的幼稚園（包括幼稚園暨幼兒中心）。

就中、小學而言，國際學校以外的學校統稱為本地學校。這包括提供本地正規課程的學校，而該校學生亦會準備參與本地公開考試（如香港中學文憑），以及主要為本地學生而提供非本地正規課程的直接資助計劃學校及私立學校。

### 學前教育學券計劃

學前教育學券計劃自2007年起推行，主要為入讀本地非牟利幼稚園幼兒班、低班或高班學童的家長提供直接學費資助，以供支付子女的幼稚園學費。由2017年開始，學前教育學券計劃被幼稚園教育計劃所取代。

### 私立獨立學校

私立獨立學校是根據1999年私立學校政策檢討推展的私立獨立學校計劃所設立的私立學校。私立獨立學校大部分開辦非本地正規課程。

### 私立學校

私立學校屬於私營學校，以自負盈虧和市場運作原則營辦。

## Glossary of Terms (Cont'd)

### Local Schools

For kindergartens, local schools refer to those kindergartens (including kindergarten-cum-child care centres) which offer a full local curriculum in accordance with the latest kindergarten education curriculum guide issued by the Curriculum Development Council of Hong Kong.

For primary and secondary schools, schools other than international schools are collectively referred to as local schools. These cover schools which offer a local formal curriculum and whose students are prepared to sit for local examinations (e.g. the Hong Kong Diploma of Secondary Education), as well as those Direct Subsidy Scheme schools and private schools which offer non-local formal curricula primarily for local students.

### Pre-primary Education Voucher Scheme

The Pre-primary Education Voucher Scheme was introduced in 2007 mainly to provide direct fee subsidy for parents of children attending nursery, lower and upper classes in local non-profit-making kindergartens under the Pre-primary Education Voucher Scheme in meeting towards the tuition fee of kindergarten education for their children. The Pre-primary Education Voucher Scheme has been replaced by the Kindergarten Education Scheme since 2017.

### Private Independent Schools

Private Independent Schools are private schools established under the Private Independent School Scheme which was launched pursuant to the 1999 Private School Policy Review. Most of the Private Independent Schools operate non-local formal curriculum course.

### Private Schools

Private schools are privately run and operate on a self-financing and market driven basis.

## 名詞釋義 (續)

### 公營學校

公營學校指官立、資助及按位津貼學校。

### 重讀生

重讀生是指

- 甲) 在統計參照日，即9/10月時，就讀與上個學年同一級別的學生，不論他們是在同一學校重讀，或是從另一學校轉校重讀，或
- 乙) 在上個學年內輟學而現時就讀輟學前同一級別的學生，不論他們以前是在那一所學校就讀。

### 學校

在學年初正在辦學的教育機構，而不論其註冊學生人數。學校的數目是以註冊數目計算。一間學校可以有一個或多個校址，以及有一個或多個學校行政單位。另一方面，兩間或以上的學校亦可分佔同一個校址辦學，及由一個或多個學校行政單位管理。

學校數目的統計數字是由教育局學校發展分部提供。藝術與科技教育中心（前稱實用教育中心）、可觀自然中心暨天文館和明愛陳震夏郊野學園亦包括在學校數目內。

### 學校類別

學校可根據經費來源及營辦方式而劃分為官立、資助、按位津貼、直接資助計劃、私立及國際。

## Glossary of Terms (Cont'd)

### Public sector schools

Public sector schools refer to government, aided and caput schools.

### Repeaters

Repeaters refer to

- a) students who as at the reference date, i.e. in September/October, are studying the same grade as they were in the last school year regardless of whether they are studying in the same school or have been transferred there from another school, or
- b) students who had withdrawn from studies during the last school year and are now attending the same grade as they did before they withdrew regardless of the school they previously attended.

### School

An education institution in operation at the beginning of the school year, irrespective of the number of students enrolled. The number of schools is registration based. A school may be situated at one or more locations and managed by one or more school administrations. On the other hand, two or more schools may share accommodation in a single premises and managed by one or more administrations.

Statistics on the number of schools are provided by the School Development Division of the Education Bureau. The Arts & Technology Education Centre (previously known as Practical Education Centre), Ho Koon Nature Ed Cum Astronomical Centre and Caritas Chan Chun Ha Field Studies Centre have been included in the total number of schools.

### Sector

Schools are classified into government, aided, caput, Direct Subsidy Scheme, private and international according to the mode of financing and operation.

## 名詞釋義 (續)

### 上課時間

學校指定學生回校上課的一段時間。學校可分別開辦上午班、下午班及全日制班級或同時開辦上述班級。

### 普通學校的特殊班

在普通學校內特別為有特殊學習需要的學生所開辦的班級。只有很少數的非公營普通學校開辦特殊班。

### 特殊學校

為較為嚴重殘疾兒童提供教育的學校，例如：視障、聽障、肢體傷殘或智障的兒童。

### 學生人數

幼稚園、小學及中學的學生人數是指在統計參照日，即9/10月時，的就讀人數。所列數字已包括重讀生人數。

## Glossary of Terms (Cont'd)

### Session

A period of time on a school day in which a group of students attend school. Schools may operate AM, PM, and Whole Day sessions separately or in combinations.

### Special Class in Ordinary School

A class operated in an ordinary school particularly for students with special educational needs. Only a very small number of non-public sector ordinary schools are operating special classes.

### Special School

A school which provides education for children with more severe disability, e.g. visual impairment, hearing impairment, physical disability and intellectually disability.

### Student Enrolment

Student enrolment in kindergartens, primary and secondary schools refers to the number of students in these schools as at the reference date, i.e. in September/October. Figures shown include the number of repeaters.



