

(幼稚園、小學及中學)

(Kindergartens, Primary and Secondary Schools)

Statistics Section, Education Bureau School Education Statistics Section, Education Bureau School Education Statistics Section, Education Bureau School Education Statistics Section, Education Bureau

2021／22 學年學生人數統計

（幼稚園、小學及中學）

Student Enrolment Statistics, 2021/22

(Kindergartens, Primary and Secondary Schools)

有關本刊物的查詢，請聯絡：

Enquiries about this publication can be directed to:

	主題 Topic	查詢電話 Enquiry Telephone No.	電郵地址 Email Address
幼稚園 Kindergartens	學生統計 Enrolment Statistics	3509 8442	edstat@edb.gov.hk
	幼稚園數目 Number of Kindergartens	2186 8993	eokga2@edb.gov.hk
小學 Primary Schools	學生統計 Enrolment Statistics	3509 8442	edstat@edb.gov.hk
	學校數目 Number of Schools	3509 8465	sd_centralteam1@edb.gov.hk
中學 Secondary Schools	學生統計 Enrolment Statistics	3509 8442	edstat@edb.gov.hk
	學校數目 Number of Schools	3509 8465	sd_centralteam1@edb.gov.hk

目錄 CONTENTS

		頁數 Page
簡介	INTRODUCTION	1 - 3
統計表	TABLES	
	I. 所有學校 All Schools	7 - 17
	II. 幼稚園 Kindergartens	21 - 38
	III. 小學 Primary Schools	41 - 56
	IV. 中學 Secondary Schools	59 - 76
	V. 特殊教育 Special Education	79 - 81
統計圖	CHARTS	7 - 62
名詞釋義	GLOSSARY OF TERMS	85 - 90

目錄 CONTENTS

頁數 Page

統計表 TABLES

I. 所有學校 All Schools

1.1	2011年至2021年日校數目 — 按學校類別統計 Day Schools by Type/Sector, 2011-2021	11
1.2	2011年至2021年私立中學夜校數目 Number of Private Secondary Evening Schools, 2011-2021	12
1.3	2011年至2021年日校學生人數 — 按學校類別統計 Student Enrolment in Day Schools by Type/Sector, 2011-2021	13
1.4	2011年至2021年其他日間中學課程學生人數 Student Enrolment in Other Secondary Day Courses, 2011-2021	17
1.5	2011年至2021年夜間中學課程學生人數 Student Enrolment in Secondary Evening Courses, 2011-2021	17

II. 幼稚園 Kindergartens

2.1	2011年至2021年幼稚園學額及學生人數 — 按級別統計 Accommodation and Student Enrolment in Kindergartens by Grade, 2011-2021	
	(A) 本地及非本地幼稚園 Local and Non-local Kindergartens	21
	(B) 本地幼稚園 Local Kindergartens	22
	(C) 非本地幼稚園 Non-local Kindergartens	23
	(D) 參加學前教育學券計劃/幼稚園教育計劃的幼稚園 Kindergartens Joining the Pre-primary Education Voucher Scheme/ Kindergarten Education Scheme	24
2.2	2021年幼稚園學額及學生人數 — 按學校宗教背景統計 Accommodation and Student Enrolment in Kindergartens by Religious Background of School, 2021	26
2.3	2021年幼稚園學額及學生人數 — 按幼稚園類別及級別統計 Accommodation and Student Enrolment in Kindergartens by Type of Kindergarten and Grade, 2021	27
2.4	2021年幼稚園學額及學生人數 — 按幼稚園類別及上課時間統計 Accommodation and Student Enrolment in Kindergartens by Type of Kindergarten and Session, 2021	28

目錄 CONTENTS

頁數 Page

統計表(續) TABLES (Cont'd)

2.5	2021年幼稚園學額及學生人數 — 按幼稚園類別、級別及上課時間統計 Accommodation and Student Enrolment in Kindergartens by Type of Kindergarten, Grade and Session, 2021	29
2.6	2021年幼稚園學額及學生人數 — 按分區及幼稚園類別統計 Accommodation and Student Enrolment in Kindergartens by District and Type of Kindergarten, 2021	30
2.7	2021年幼稚園學額及學生人數 — 按分區及級別統計 Accommodation and Student Enrolment in Kindergartens by District and Grade, 2021	
	(A) 本地及非本地幼稚園 Local and Non-local Kindergartens	31
	(B) 本地幼稚園 Local Kindergartens	32
	(C) 參加幼稚園教育計劃的幼稚園 Kindergartens Joining the Kindergarten Education Scheme	33
2.8	2021年幼稚園學額及學生人數 — 按分區及上課時間統計 Accommodation and Student Enrolment in Kindergartens by District and Session, 2021	
	(A) 本地及非本地幼稚園 Local and Non-local Kindergartens	34
	(B) 本地幼稚園 Local Kindergartens	35
	(C) 參加幼稚園教育計劃的幼稚園 Kindergartens Joining the Kindergarten Education Scheme	36
2.9	2021年幼稚園學生人數 — 按級別、性別及年齡統計 Student Enrolment in Kindergartens by Grade, Sex and Age, 2021	
	(A) 本地及非本地幼稚園 Local and Non-local Kindergartens	37
	(B) 本地幼稚園 Local Kindergartens	38

III. 小學 Primary Schools

3.1	2011年至2021年小學開辦班數、學額、學生人數及重讀生人數 — 按級別統計 Operating Classes, Accommodation, Student Enrolment and Repeaters in Primary Schools by Grade, 2011-2021	41
3.2	2011年至2021年小學開辦班數、學額、學生人數及重讀生人數 — 按學校類別統計 Operating Classes, Accommodation, Student Enrolment and Repeaters in Primary Schools by Sector, 2011-2021	42

目錄 CONTENTS

	頁數 Page
統計表(續) TABLES (Cont'd)	
3.3 2021年小學開辦班數、學額、學生人數及重讀生人數 — 按學校類別及級別統計 Operating Classes, Accommodation, Student Enrolment and Repeaters in Primary Schools by Sector and Grade, 2021	45
3.4 2021年小學開辦班數、學額及學生人數 — 按學校宗教背景統計 Operating Classes, Accommodation and Student Enrolment in Primary Schools by Religious Background of School, 2021	46
3.5 2021年小學開辦班數 — 按分區及級別統計 Operating Classes in Primary Schools by District and Grade, 2021	
(A) 所有學校 All Schools	47
(B) 公營及直接資助計劃學校 Public Sector and Direct Subsidy Scheme Schools	48
(C) 國際及其他私立學校 International and Other Private Schools	49
3.6 2021年小學學額 — 按分區及級別統計 Accommodation in Primary Schools by District and Grade, 2021	
(A) 所有學校 All Schools	50
(B) 公營及直接資助計劃學校 Public Sector and Direct Subsidy Scheme Schools	51
(C) 國際及其他私立學校 International and Other Private Schools	52
3.7 2021年小學學生人數 — 按分區及級別統計 Student Enrolment in Primary Schools by District and Grade, 2021	
(A) 所有學校 All Schools	53
(B) 公營及直接資助計劃學校 Public Sector and Direct Subsidy Scheme Schools	54
(C) 國際及其他私立學校 International and Other Private Schools	55
3.8 2021年小學學生人數 — 按級別、性別及年齡統計 Student Enrolment in Primary Schools by Grade, Sex and Age, 2021	56
IV. 中學 Secondary Schools	
4.1 2011年至2021年中學日校開辦班數、學額、學生人數及重讀生人數 — 按級別統計 Operating Classes, Accommodation, Student Enrolment and Repeaters in Secondary Day Schools by Grade, 2011-2021	59
4.2 2011年至2021年中學日校開辦班數、學額、學生人數及重讀生人數 — 按學校類別統計 Operating Classes, Accommodation, Student Enrolment and Repeaters in Secondary Day Schools by Sector, 2011-2021	60

目錄 CONTENTS

	頁數 Page
統計表(續) TABLES (Cont'd)	
4.3 2021年中學日校開辦班數、學額、學生人數及重讀生人數 — 按學校類別及級別統計 Operating Classes, Accommodation, Student Enrolment and Repeaters in Secondary Day Schools by Sector and Grade, 2021	63
4.4 2021年中學日校開辦班數、學額及學生人數 — 按學校宗教背景統計 Operating Classes, Accommodation and Student Enrolment in Secondary Day Schools by Religious Background of School, 2021	64
4.5 2021年中學日校開辦班數 — 按分區及級別統計 Operating Classes in Secondary Day Schools by District and Grade, 2021	
(A) 所有學校 All Schools	65
(B) 公營及直接資助計劃學校 Public Sector and Direct Subsidy Scheme Schools	66
(C) 國際及其他私立學校 International and Other Private Schools	67
4.6 2021年中學日校學額 — 按分區及級別統計 Accommodation in Secondary Day Schools by District and Grade, 2021	
(A) 所有學校 All Schools	68
(B) 公營及直接資助計劃學校 Public Sector and Direct Subsidy Scheme Schools	69
(C) 國際及其他私立學校 International and Other Private Schools	70
4.7 2021年中學日校學生人數 — 按分區及級別統計 Student Enrolment in Secondary Day Schools by District and Grade, 2021	
(A) 所有學校 All Schools	71
(B) 公營及直接資助計劃學校 Public Sector and Direct Subsidy Scheme Schools	72
(C) 國際及其他私立學校 International and Other Private Schools	73
4.8 2021年中學日校學生人數 — 按級別、性別及年齡統計 Student Enrolment in Secondary Day Schools by Grade, Sex and Age, 2021	74
4.9 2011年至2021年其他日間中學課程學生人數 — 按級別統計 Student Enrolment in Other Secondary Day Courses by Grade, 2011-2021	75
4.10 2011年至2021年夜間中學課程學生人數 — 按級別統計 Student Enrolment in Secondary Evening Courses by Grade, 2011-2021	76

目錄 CONTENTS

	頁數 Page
統計表(續) TABLES (Cont'd)	
V. 特殊教育 Special Education	
5.1 2011年至2021年特殊學校及設有特殊班的普通學校數目 Number of Special Schools and Ordinary Schools with Special Classes, 2011-2021	79
5.2 2011年至2021年接受特殊教育（包括普通學校的特殊班）學生人數 — 按程度統計 Student Enrolment in Special Education (Including Special Classes in Ordinary Schools) by Level, 2011-2021	80
5.3 2011年至2021年本地特殊學校學生人數 — 按程度及類別統計 Student Enrolment in Local Special Schools by Level and Category, 2011-2021	81

目錄 CONTENTS

		頁數 Page
統計圖 CHARTS		
1	2021年日校數目及學生人數 — 按學校分類統計 Number of Day Schools and Student Enrolment by School Type, 2021	7
2	2021年幼稚園數目及學生人數 — 按幼稚園類別統計 Number of Kindergartens and Student Enrolment by Type of Kindergarten, 2021	8
3	2021年普通小學數目及學生人數 — 按學校類別統計 Number of Ordinary Primary Schools and Student Enrolment by Sector, 2021	9
4	2021年普通中學日校數目及學生人數 — 按學校類別統計 Number of Ordinary Secondary Day Schools and Student Enrolment by Sector, 2021	10
5	2011年至2021年幼稚園學生人數 — 按幼稚園類別統計 Student Enrolment in Kindergartens by Type of Kindergarten, 2011-2021	14
6	2011年至2021年小學學生人數 — 按學校類別統計 Student Enrolment in Primary Schools by Sector, 2011-2021	15
7	2011年至2021年中學日校學生人數 — 按學校類別統計 Student Enrolment in Secondary Day Schools by Sector, 2011-2021	16
8	2011年至2021年幼稚園學額及學生人數 Accommodation and Student Enrolment in Kindergartens, 2011-2021	25
9	2011年至2021年小學學額及學生人數 Accommodation and Student Enrolment in Primary Schools, 2011-2021	43
10	2011年至2021年小學每班平均人數 Average Class Size in Primary Schools, 2011-2021	44
11	2011年至2021年中學日校學額及學生人數 Accommodation and Student Enrolment in Secondary Day Schools, 2011-2021	61
12	2011年至2021年中一每班平均人數 Average Class Size in Secondary One, 2011-2021	62

簡介

1. 本報告列載普通幼稚園、小學及中學的學生人數詳細統計數字，亦包括為有特殊教育需要學生而設學校的學生人數基本統計數字。
2. 本報告所載的學生人數統計數字，是根據教育局各資訊系統所備存的行政記錄，以及學校教育統計組按年進行「學生人數統計調查」所搜集的數據編製而成。就 2021/22 學年的統計數字而言，大部分數據（主要包括所有公營中、小學和參加幼稚園教育計劃的幼稚園的數據）是來自上述資訊系統；而餘下有關國際和其他私立中、小學的數據，以及上述資訊系統未能提供的一些有關幼稚園和直接資助計劃中、小學的特定數據項目，則是透過「學生人數統計調查」搜集得來。是項統計調查的回應率為 100%。
3. 除註明外，所有幼稚園、小學及中學的學生統計數字均反映該學年 9 月的情况（除了 2020 年反映 10 月的情况）。為簡化代號，本報告會以學年開始的年份來表示某一學年，即 2021 年的數字是指 2021/22 學年的數字。

Introduction

1. This report presents detailed statistics on student enrolment in ordinary kindergartens, primary and secondary schools. Basic statistics on enrolment in schools for students with special educational needs are also included.
2. Student enrolment statistics contained in this report are compiled based on administrative records kept in the Bureau's information systems as well as data collected via the annual Student Enrolment Survey conducted by the School Education Statistics Section. For statistics of the 2021/22 school year, the main bulk of data, covering primarily all public sector primary and secondary schools as well as kindergartens participating in the Kindergarten Education Scheme, were available from the information systems. The remaining data, being those of international and other private primary and secondary schools as well as selected data items of kindergartens and Direct Subsidy Scheme primary and secondary schools, that were not available from the information systems, were collected via the survey. The survey achieved a response rate of 100%.
3. Unless otherwise stated, all enrolment statistics for kindergartens, primary and secondary schools refer to the position as at September (except for 2020 refers to October position) of the respective school years. To simplify the notations, the year that a school year commences is used to represent the school year hereafter. In other words, statistics for 2021 refer to those for the 2021/22 school year.

簡介 (續)

4. 由 2005 年 9 月 1 日開始，當局實施協調學前服務的措施，凡提供 3 歲或以上學前服務的機構（包括過往受社會福利署監管且提供 0 至 6 歲或 2 至 6 歲服務的幼兒中心），均須根據《教育條例》（第 279 章）註冊為幼稚園，並以幼稚園或幼稚園暨幼兒中心的模式營辦。下文所述的「幼稚園」，已包括「幼稚園暨幼兒中心」。有關幼稚園的數字包括幼稚園暨幼兒中心開辦的幼兒班、低班及高班的數字。

5. 當局於 2008/09 學年起，透過公營學校提供免費高中教育，並由 2009 年 9 月開始，在中四推出三年的新高中學制。因此，由 2011 年開始有關中六學生的數字是反映就讀新高中學制的學生，並不能與較早年份的數字比較。此外，新高中學制亦於 2012/13 學年全面推行，本地課程自該學年起沒有中七津貼學額。

Introduction (Cont'd)

4. Upon harmonisation of pre-primary services on 1 September 2005, all pre-primary institutions providing services for children aged 3 or above (including child care centres providing services for children aged 0-6 or 2-6 supervised by the Social Welfare Department before then) are registered as kindergartens under the Education Ordinance (Cap. 279) and are operated as kindergartens or kindergarten-cum-child care centres. Kindergartens hereafter mentioned include these kindergarten-cum-child care centres. Figures for kindergartens include nursery, lower and upper classes in kindergarten-cum-child care centres.

5. Starting from the 2008/09 school year, senior secondary education is provided free through public sector schools. The 3-year senior secondary education under the New Senior Secondary Academic Structure was implemented in Secondary 4 in September 2009. Therefore, figures for Secondary 6 students from 2011 onwards referred to students enrolled under the New Senior Secondary Academic Structure. Accordingly, they are not comparable to figures for earlier years. Moreover, upon the full implementation of the New Senior Secondary Academic Structure in 2012/13 school year, there are no subsidised Secondary 7 places under the local curriculum starting from that school year.

簡介 (續)

6. 為方便編製按級別的統計數字，本局已要求提供非本地正規課程的學校（主要為國際學校），按相等於本地正規課程的級別程度劃分提供按級別的學生數據。小學的統計數字亦包括國際小學開辦的預備班的數字。

7. 為方便讀者了解學生人數統計的各項數字，本報告的最後部分附有「名詞釋義」，列出學生人數統計中各主要名詞的定義。這些名詞的定義或會與教育局其他分部／組所用的定義不盡相同，故不能視為其他用途的正式定義。

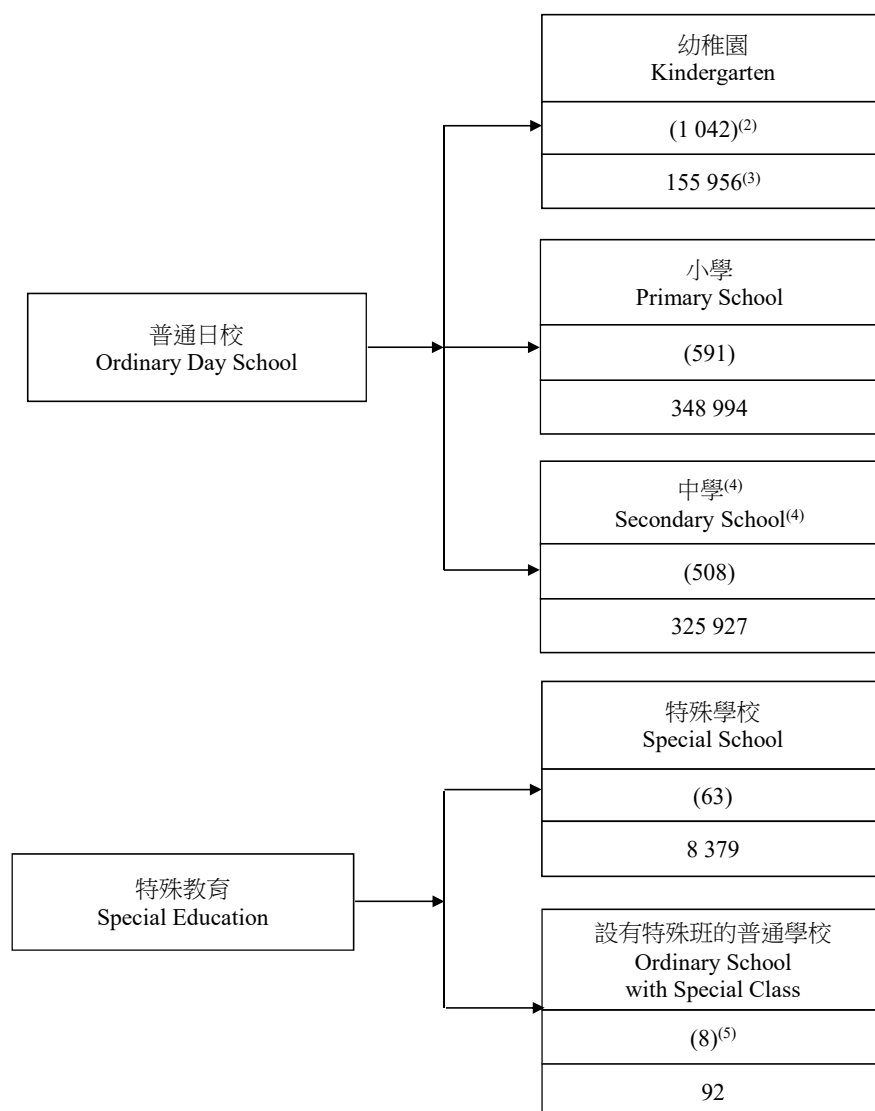
Introduction (Cont'd)

6. To facilitate the compilation of statistics by grade, schools offering non-local formal curriculum (mainly refer to international schools) have been requested to provide the student data by grade according to the grades equivalent to those of the local formal curriculum. Figures for primary schools also cover figures of preparatory classes operated by international primary schools.

7. To facilitate better understanding of the statistics, a glossary listing the definitions of major terms is given at the end of this report. The definitions listed may differ from those used by other divisions/sections of the Education Bureau and should NOT therefore be taken as OFFICIAL ones to be adopted for other purposes.

I
所有學校
All Schools

圖 1 2021年日校數目⁽¹⁾及學生人數 — 按學校分類統計
 Chart 1 Number of Day Schools⁽¹⁾ and Student Enrolment by School Type, 2021



註：學生人數反映2021年9月15日的情況。

(1) 只包括在教育局註冊的學校。

(2) 數字包括幼稚園暨幼兒中心。

(3) 數字包括幼稚園暨幼兒中心的幼兒班、低班及高班。

(4) 數字不包括營辦補習班、職業訓練及成人教育的私立學校。這些學校亦可能開辦日間中學課程。

(5) 指有開辦特殊班的普通學校，只有很少數的非公營普通學校開辦特殊班。其數字亦計算在相應的普通小學和中學學校數目內。

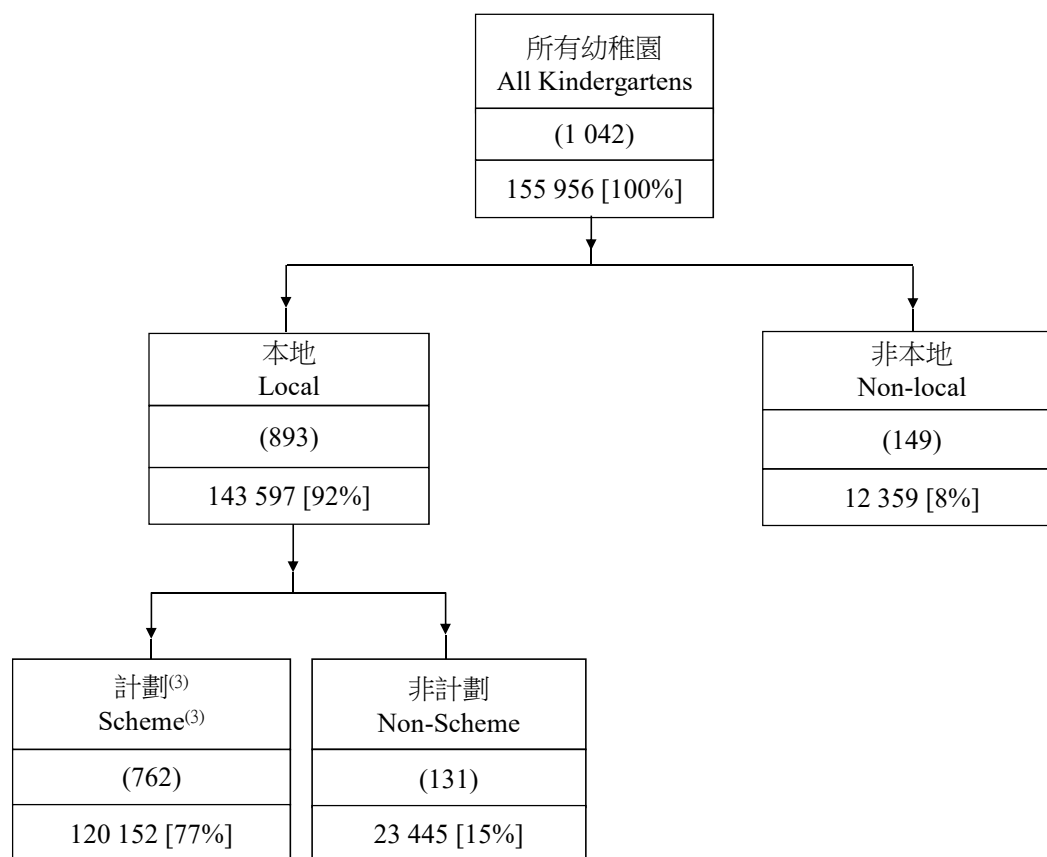
() 括號內之數字代表所示的學校數目。

資料來源：教育局學校教育統計組
 教育局學校發展分部中央1組
 教育局幼稚園行政組
 教育局特殊教育分部

Notes: Figures on enrolment refer to the position as at 15 September 2021.
 (1) Including only schools registered under the Education Bureau.
 (2) Figures include kindergarten-cum-child care centres.
 (3) Figures include nursery, lower and upper classes in kindergarten-cum-child care centres.
 (4) Figures exclude private schools offering tutorial, vocational and adult education courses, which may also operate secondary day courses.
 (5) Referring to ordinary schools offering special classes. Only a very small number of non-public sector ordinary schools are operating special classes. They are also counted in the respective numbers of ordinary primary and secondary schools.
 () Figures in brackets represent the respective numbers of schools.

Sources: School Education Statistics Section, Education Bureau
 Central Team 1/School Development Division, Education Bureau
 Kindergarten Administration Section, Education Bureau
 Special Education Division, Education Bureau

圖 2 2021年幼稚園數目⁽¹⁾及學生人數⁽²⁾ — 按幼稚園類別統計
 Chart 2 Number of Kindergartens⁽¹⁾ and Student Enrolment⁽²⁾ by Type of Kindergarten, 2021



註： 學生人數反映2021年9月15日的情況。

(1) 只包括在教育局註冊的幼稚園及幼稚園暨幼兒中心。所有幼稚園及幼稚園暨幼兒中心均屬私營。

(2) 數字包括幼稚園暨幼兒中心的幼兒班、低班及高班。

(3) 「計劃」代表幼稚園教育計劃。

() 圓括號內的數字代表所示幼稚園及幼稚園暨幼兒中心的數目。

[] 方括號內的數字代表所示學生人數佔總學生人數的百分比。由於四捨五入關係，個別百分比相加可能與相應的總數不同。

資料來源：教育局學校教育統計組
 教育局幼稚園行政組

Notes: Figures on enrolment refer to the position as at 15 September 2021.

(1) Including only kindergartens and kindergarten-cum-child care centres registered under the Education Bureau. All kindergartens and kindergarten-cum-child care centres are privately run.

(2) Figures include nursery, lower and upper classes in kindergarten-cum-child care centres.

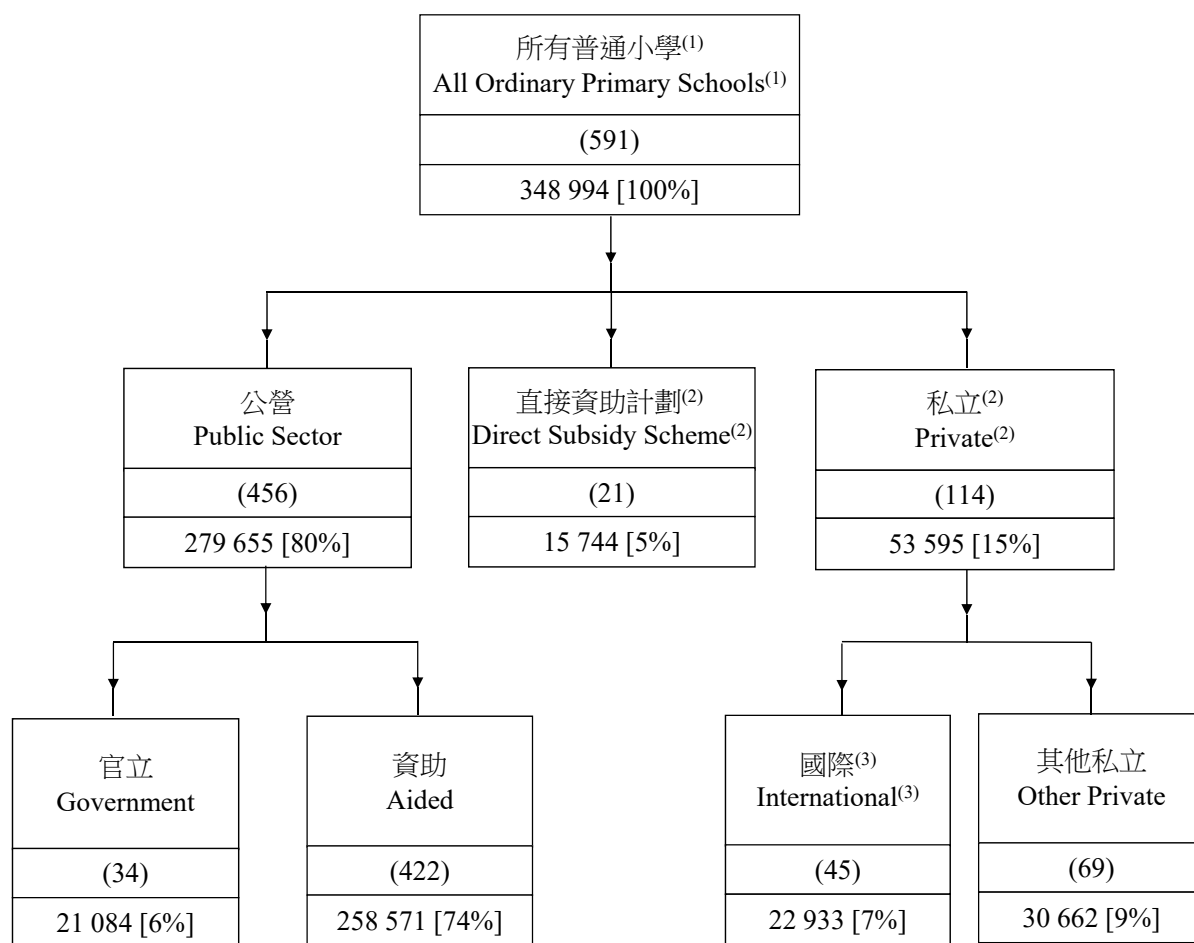
(3) "Scheme" stands for Kindergarten Education Scheme.

() Figures in round brackets represent the respective numbers of kindergartens and kindergarten-cum-child care centres.

[] Figures in square brackets represent the respective percentage shares of student enrolment in total enrolment. Figures may not add up to the corresponding totals due to rounding.

Sources: School Education Statistics Section, Education Bureau
 Kindergarten Administration Section, Education Bureau

圖 3 2021年普通小學數目及學生人數 — 按學校類別統計
Chart 3 Number of Ordinary Primary Schools and Student Enrolment by Sector, 2021



註：學生人數反映2021年9月15日的情況。

(1) 只包括在教育局註冊的學校。數字不包括特殊學校。

(2) 部分非公營學校開辦非本地正規課程。

(3) 國際學校可能同時開辦小學及中學。因此，將不同程度的國際學校數目相加並不等於所有國際學校的總數。

() 圓括號內之數字代表所示的學校數目。

[] 方括號內的數字代表所示學生人數佔總學生人數的百分比。由於四捨五入關係，個別百分比相加可能與相應的總數不同。

資料來源：教育局學校教育統計組
教育局學校發展分部中央1組

Notes: Figures on enrolment refer to the position as at 15 September 2021.

(1) Including only schools registered under the Education Bureau. Figures do not include special schools.

(2) Some of the non-public sector schools operate non-local formal curriculum courses.

(3) International schools may operate at both primary and secondary levels at the same time. Therefore, adding the respective numbers at different levels will not give the total number of international schools.

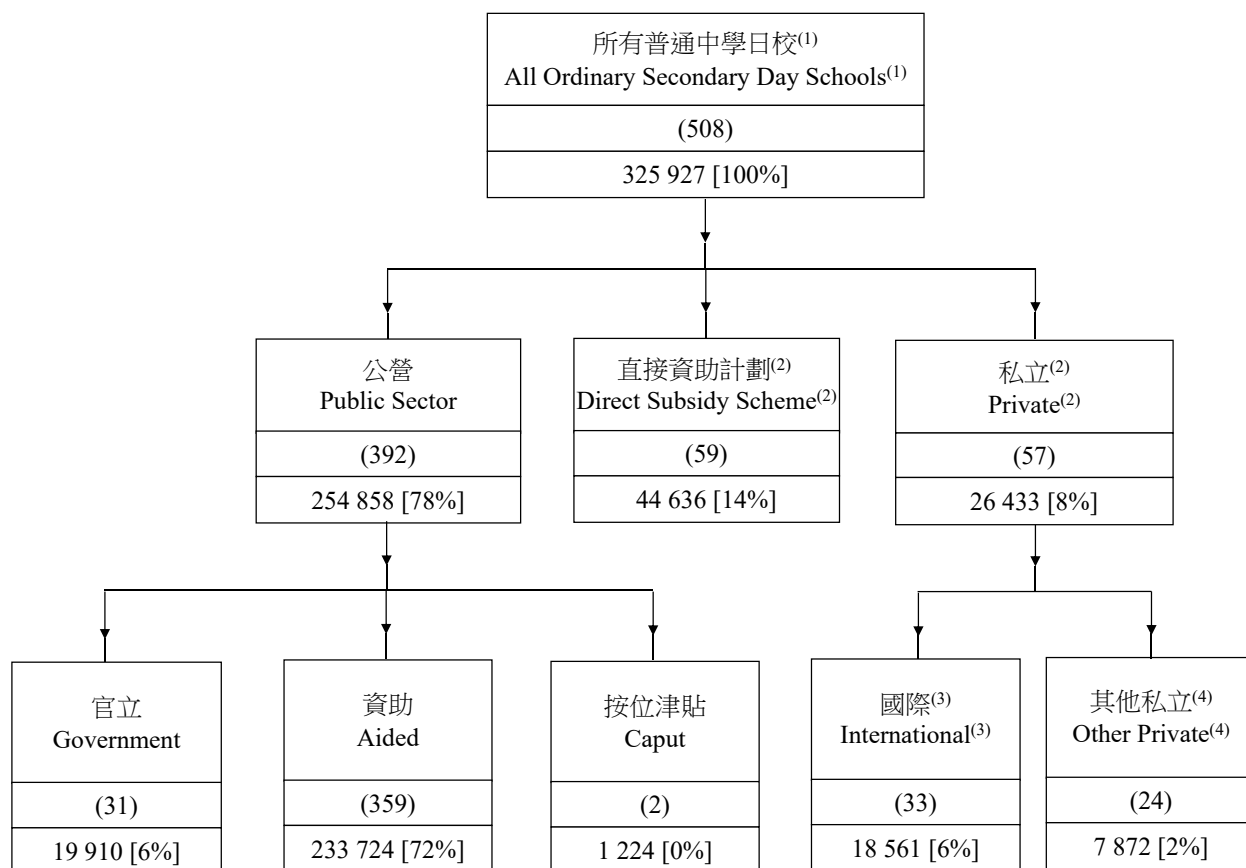
() Figures in round brackets represent the respective numbers of schools.

[] Figures in square brackets represent the respective percentage shares of student enrolment in total enrolment. Figures may not add up to the corresponding totals due to rounding.

Sources: School Education Statistics Section, Education Bureau
Central Team 1/School Development Division, Education Bureau

圖 4
Chart 4

2021年普通中學日校數目及學生人數 — 按學校類別統計
Number of Ordinary Secondary Day Schools and Student Enrolment by Sector, 2021



註：學生人數反映2021年9月15日的情況。

(1) 只包括在教育局註冊的學校。數字不包括特殊學校。

(2) 部分非公營學校開辦非本地正規課程。

(3) 國際學校可能同時開辦小學及中學。因此，將不同程度的國際學校數目相加並不等於所有國際學校的總數。

(4) 數字不包括營辦補習班、職業訓練及成人教育的私立學校。這些學校亦可能開辦日間中學課程。

() 圓括號內之數字代表所示的學校數目。

[] 方括號內的數字代表所示學生人數佔總學生人數的百分比。由於四捨五入關係，個別百分比相加可能與相應的總數不同。

資料來源：教育局學校教育統計組
教育局學校發展分部中央1組

Notes: Figures on enrolment refer to the position as at 15 September 2021.

(1) Including only schools registered under the Education Bureau. Figures do not include special schools.

(2) Some of the non-public sector schools operate non-local formal curriculum courses.

(3) International schools may operate at both primary and secondary levels at the same time. Therefore, adding the respective numbers at different levels will not give the total number of international schools.

(4) Figures exclude private schools offering tutorial, vocational and adult education courses, which may also operate secondary day courses.

() Figures in round brackets represent the respective numbers of schools.

[] Figures in square brackets represent the respective percentage shares of student enrolment in total enrolment. Figures may not add up to the corresponding totals due to rounding.

Sources: School Education Statistics Section, Education Bureau
Central Team 1/School Development Division, Education Bureau

1.1 2011年至2021年日校數目 — 按學校類別統計 Day Schools by Type/Sector, 2011-2021

學校類別 Type/Sector			2011	2012	2013	2014	2015	2016	2017	2018	2019	2020	2021
幼稚園 ^(1, 2) Kindergarten ^(1, 2)	本地	Local	856	861	869	874	872	876	881	884	894	897	893
	非本地	Non-local	90	96	100	104	128	138	149	149	155	149	149
合計			946	957	969	978	1 000	1 014	1 030	1 033	1 049	1 046	1 042
小學 Primary	官立	Government	34	34	34	34	34	34	34	34	34	34	34
	資助	Aided	423	421	419	418	420	420	420	422	421	421	422
	直接資助計劃 ⁽³⁾	Direct Subsidy Scheme ⁽³⁾	21	21	21	21	21	21	21	21	21	21	21
	國際 ⁽⁴⁾	International ⁽⁴⁾	40	41	43	45	44	43	44	46	44	45	45
	其他私立 ⁽³⁾	Other Private ⁽³⁾	50	52	52	53	53	57	62	64	67	68	69
	合計	All	568	569	569	571	572	575	581	587	587	589	591
中學 Secondary	官立	Government	32	32	32	31	31	31	31	31	31	31	31
	資助	Aided	365	362	362	362	360	360	359	359	359	359	359
	按位津貼	Caput	3	3	2	2	2	2	2	2	2	2	2
	直接資助計劃 ⁽³⁾	Direct Subsidy Scheme ⁽³⁾	63	61	62	61	61	61	61	60	59	59	59
	國際 ⁽⁴⁾	International ⁽⁴⁾	27	29	29	30	30	31	33	34	33	33	33
	其他私立 ^(3, 5)	Other Private ^(3, 5)	34	32	27	23	22	21	20	20	20	22	24
合計			524	519	514	509	506	506	506	506	504	506	508
特殊學校 ⁽²⁾ Special School ⁽²⁾	本地／資助	Local/Aided	60	60	60	60	60	60	61	60	60	61	62
	國際 ⁽⁶⁾	International ⁽⁶⁾	1	1	1	1	1	1	1	1	1	1	1
合計			61	61	61	61	61	61	62	61	61	62	63

- 註：
- (1) 包括幼稚園暨幼兒中心。
 - (2) 不包括在社會福利署轄下註冊的特殊幼兒中心。
 - (3) 部分非公營學校開辦非本地正規課程。
 - (4) 國際學校可能同時開辦小學及中學。因此，將不同程度的國際學校數目相加並不等於所有國際學校的總數。
 - (5) 不包括營辦補習班、職業訓練及成人教育的私立學校。這些學校亦可能開辦日間中學課程。
 - (6) 指英基學校協會屬下的一所特殊學校。

- Notes:
- (1) Including kindergarten-cum-child care centres.
 - (2) Excluding special child care centres registered under the Social Welfare Department.
 - (3) Some of the non-public sector schools operate non-local formal curriculum courses.
 - (4) International schools may operate at both primary and secondary levels at the same time. Therefore, adding the respective numbers at different levels will not give the total number of international schools.
 - (5) Excluding private schools offering tutorial, vocational and adult education courses, which may also operate secondary day courses.
 - (6) Referring to one special school under the English Schools Foundation.

1.2 2011年至2021年私立⁽¹⁾中學夜校數目

Number of Private⁽¹⁾ Secondary Evening Schools, 2011-2021

	2011	2012	2013	2014	2015	2016	2017	2018	2019	2020	2021
私立中學夜校 Private Secondary Evening Schools	27	28	28	26	26	21	21	18	17	16	6

註： (1) 不包括營辦補習班、職業訓練及成人教育的私立學校。這些學校亦可能開辦夜間中學課程。

Note: (1) Excluding private schools offering tutorial, vocational and adult education courses, which may also operate secondary evening courses.

1.3 2011年至2021年日校學生人數 — 按學校類別統計

Student Enrolment in Day Schools by Type/Sector, 2011-2021

學校類別 Type/Sector			2011	2012	2013	2014	2015	2016	2017	2018	2019	2020	2021
幼稚園 ⁽¹⁾ Kindergarten ⁽¹⁾	本地	Local	149 252	155 473	160 605	166 755	171 935	170 410	167 032	159 895	160 006	152 287	143 597
	非本地	Non-local	8 181	9 291	9 238	9 642	13 463	13 622	14 115	14 507	14 291	12 648	12 359
合計			157 433	164 764	169 843	176 397	185 398	184 032	181 147	174 402	174 297	164 935	155 956
小學 Primary	官立	Government	21 615	20 972	20 979	21 131	21 466	22 000	22 618	23 159	23 043	22 393	21 084
	資助	Aided	244 003	237 555	238 888	245 022	251 540	260 482	270 839	278 732	278 030	270 930	258 571
	直接資助計劃 ⁽²⁾	Direct Subsidy Scheme ⁽²⁾	14 082	14 275	14 562	14 839	15 120	15 326	15 590	15 759	15 935	15 918	15 744
	國際	International	18 089	18 844	19 492	20 193	20 439	21 093	21 912	22 720	23 156	22 783	22 933
	其他私立 ⁽²⁾	Other Private ⁽²⁾	25 092	25 796	26 997	28 115	28 993	30 107	31 090	32 095	33 064	32 233	30 662
	合計	All	322 881	317 442	320 918	329 300	337 558	349 008	362 049	372 465	373 228	364 257	348 994
中學 Secondary	官立	Government	29 798	26 313	24 937	23 540	22 260	21 360	21 013	20 574	20 551	20 467	19 910
	資助	Aided	359 310	318 624	297 177	277 105	258 899	245 956	238 971	233 630	234 319	235 991	233 724
	按位津貼	Caput	3 285	2 914	1 577	1 465	1 366	1 293	1 258	1 221	1 256	1 215	1 224
	直接資助計劃 ⁽²⁾	Direct Subsidy Scheme ⁽²⁾	52 319	48 985	49 103	48 268	47 232	46 356	45 863	45 601	46 049	45 586	44 636
	國際	International	14 908	15 530	16 088	16 442	16 530	16 664	16 956	17 478	17 977	18 232	18 561
	其他私立 ^(2,3)	Other Private ^(2,3)	7 467	6 421	6 463	6 311	6 322	6 523	6 743	6 994	7 242	7 520	7 872
合計			467 087	418 787	395 345	373 131	352 609	338 152	330 804	325 498	327 394	329 011	325 927
特殊教育 ⁽⁴⁾ Special Education ⁽⁴⁾	本地/資助	Local/Aided	7 944	7 883	7 834	7 643	7 703	7 682	7 826	7 939	8 201	8 223	8 311
	國際 ⁽⁵⁾	International ⁽⁵⁾	96	130	129	113	136	158	168	186	137	128	155
	其他私立	Other Private	10	8	2	4	8	3	8	5	6	5	5
	合計	All	8 050	8 021	7 965	7 760	7 847	7 843	8 002	8 130	8 344	8 356	8 471

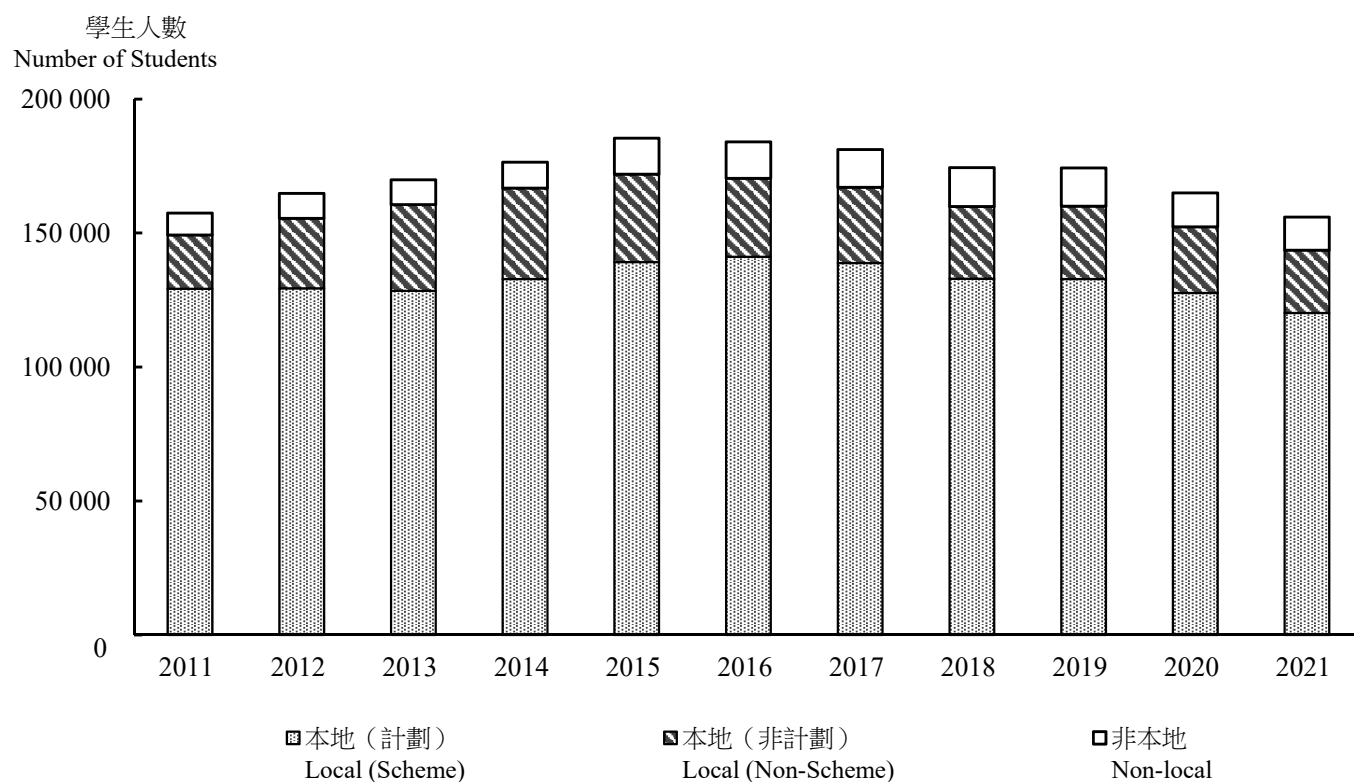
註：數字一般反映該年9月中的情況，除2020年反映10月中外。

- (1) 包括幼稚園暨幼兒中心的幼兒班、低班及高班。
- (2) 部分非公營學校開辦非本地正規課程。
- (3) 不包括由營辦補習班、職業訓練及成人教育的私立學校所開辦的日間中學課程。
- (4) 包括特殊學校和很少數的非公營普通學校開辦的特殊班，但不包括在社會福利署轄下註冊的特殊幼兒中心及那些在沒開辦特殊班的普通學校就讀而有特殊教育需要的學生。
- (5) 包括英基學校協會屬下的一所特殊學校及設於普通國際學校的特殊班。

Notes: Figures generally refer to the position as at mid-September of the respective years, except as at mid-October for 2020.

- (1) Including nursery, lower and upper classes in kindergarten-cum-child care centres.
- (2) Some of the non-public sector schools operate non-local formal curriculum courses.
- (3) Excluding secondary day courses operated by private schools offering tutorial, vocational and adult education courses.
- (4) Including special schools and a very small number of special classes in non-public sector ordinary schools, but excluding special child care centres registered under the Social Welfare Department and those students with special educational needs who are enrolled in ordinary schools without operating special classes.
- (5) Including one special school under the English Schools Foundation and special classes in ordinary international schools.

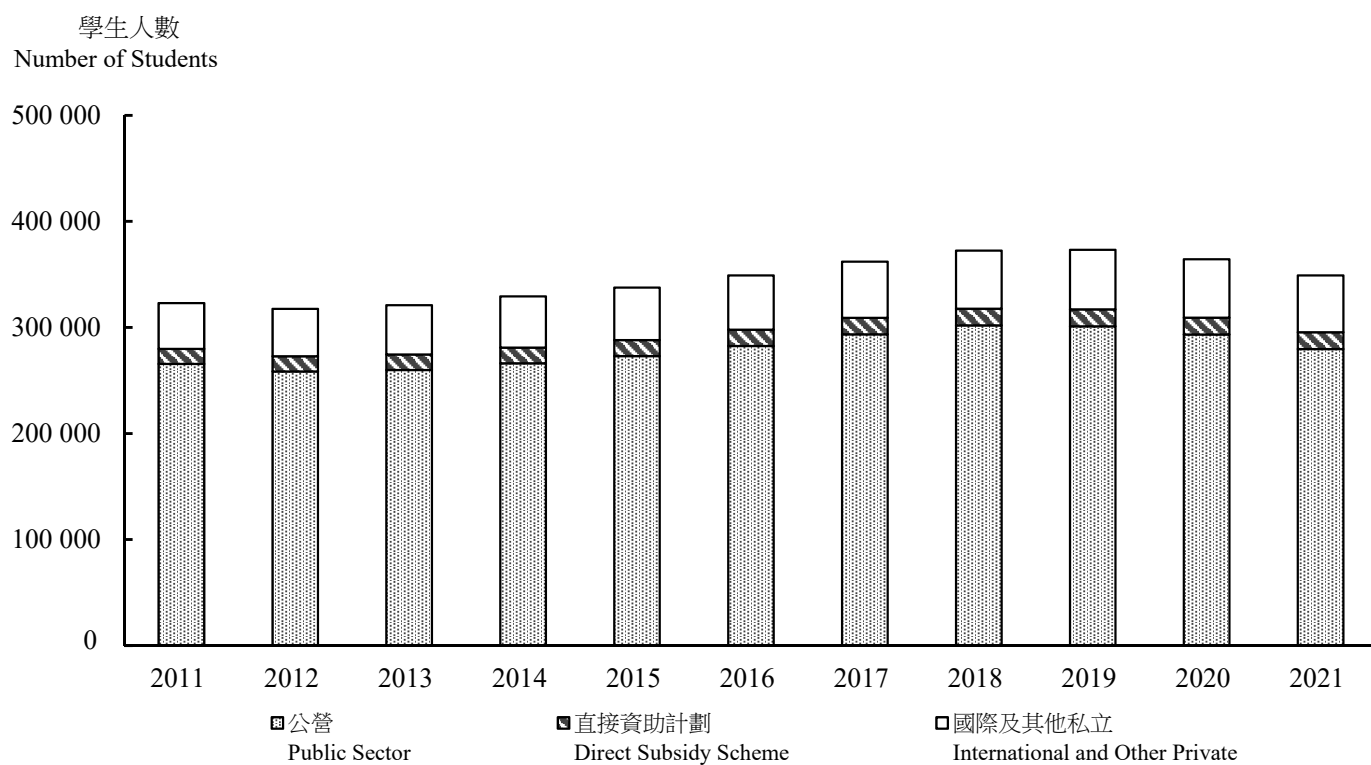
圖 5 2011年至2021年幼稚園學生人數 — 按幼稚園類別統計
Chart 5 Student Enrolment in Kindergartens by Type of Kindergarten, 2011-2021



- 註：
- (1) 數字一般反映該年9月中的情況，除2020年反映10月中外。
 - (2) 數字包括幼稚園暨幼兒中心的幼兒班、低班及高班。
 - (3) 「計劃」代表2011年至2016年的學前教育學券計劃，及由2017年起的幼稚園教育計劃。

- Notes:
- (1) Figures generally refer to the position as at mid-September of the respective years, except as at mid-October for 2020.
 - (2) Figures include nursery, lower and upper classes in kindergarten-cum-child care centres.
 - (3) "Scheme" stands for Pre-primary Education Voucher Scheme from 2011 to 2016, and Kindergarten Education Scheme with effect from 2017.

圖 6 2011年至2021年小學學生人數 — 按學校類別統計
Chart 6 Student Enrolment in Primary Schools by Sector, 2011-2021



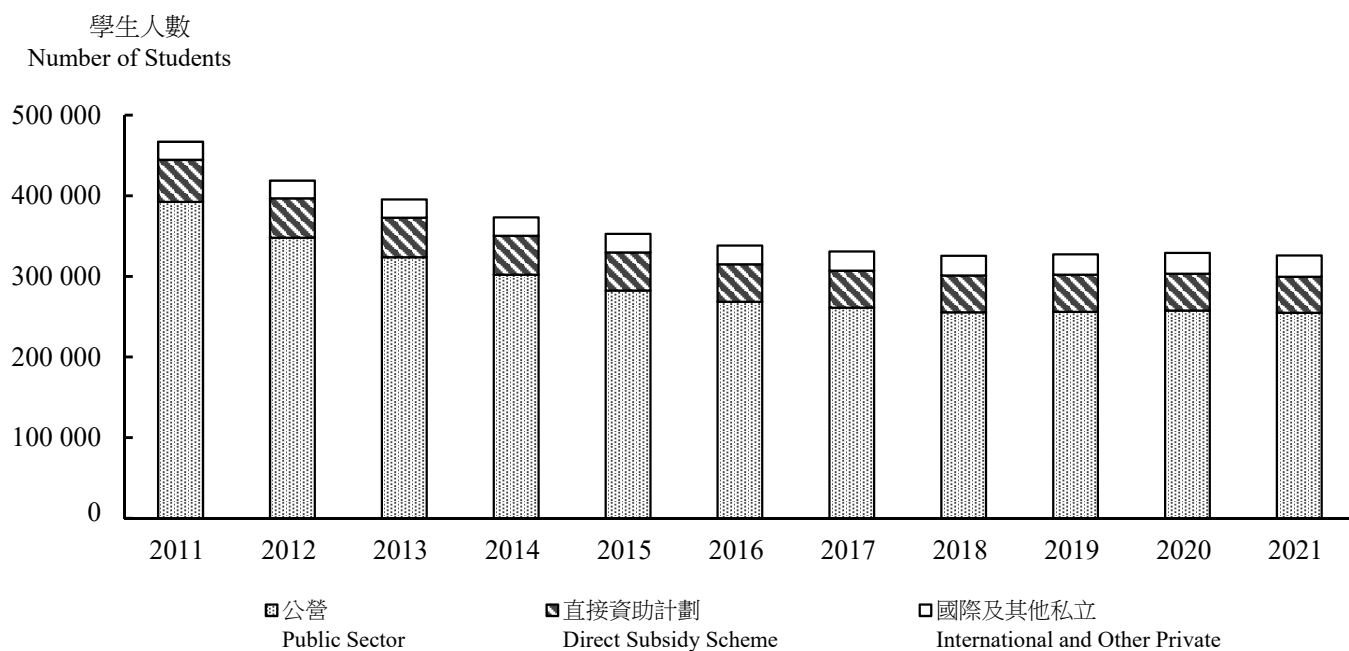
註：

- (1) 數字一般反映該年9月中的情況，除2020年反映10月中外。
- (2) 數字包括普通小學，但不包括特殊學校。
- (3) 部分非公營學校開辦非本地正規課程。

Notes:

- (1) Figures generally refer to the position as at mid-September of the respective years, except as at mid-October for 2020.
- (2) Figures include ordinary primary schools, but not special schools.
- (3) Some of the non-public sector schools operate non-local formal curriculum courses.

圖 7 2011年至2021年中學日校學生人數 — 按學校類別統計
Chart 7 Student Enrolment in Secondary Day Schools by Sector, 2011-2021



- 註：
- (1) 數字一般反映該年9月中的情況，除2020年反映10月中外。
 - (2) 數字包括普通中學日校，但不包括特殊學校及由營辦補習班、職業訓練及成人教育的私立學校所開辦的日間中學課程。
 - (3) 部分非公營學校開辦非本地正規課程。

- Notes:
- (1) Figures generally refer to the position as at mid-September of the respective years, except as at mid-October for 2020.
 - (2) Figures include ordinary secondary day schools, but not special schools and secondary day courses operated by private schools offering tutorial, vocational and adult education courses.
 - (3) Some of the non-public sector schools operate non-local formal curriculum courses.

1.4 2011年至2021年其他⁽¹⁾日間中學課程學生人數
Student Enrolment in Other⁽¹⁾ Secondary Day Courses, 2011-2021

	2011	2012	2013	2014	2015	2016	2017	2018	2019	2020	2021
其他日間中學課程 Other Secondary Day Courses	3 403	1 411	1 157	806	563	412	352	332	318	288	317

註： 數字一般反映該年9月中的情況，除2020年反映10月中外。

(1) 指由營辦補習班、職業訓練及成人教育的私立學校所開辦的日間中學課程。資料從2006年起開始搜集。

Notes: Figures generally refer to the position as at mid-September of the respective years, except as at mid-October for 2020.

(1) Referring to secondary day courses operated by private schools offering tutorial, vocational and adult education courses. Information has been collected since 2006.

1.5 2011年至2021年夜間中學課程⁽¹⁾學生人數
Student Enrolment in Secondary Evening Courses⁽¹⁾, 2011-2021

	2011	2012	2013	2014	2015	2016	2017	2018	2019	2020	2021
夜間中學課程 Secondary Evening Courses	2 042	1 936	1 870	1 666	1 526	1 285	1 226	1 193	1 031	1 006	1 082

註： 數字一般反映該年9月中的情況，除2020年反映10月中外。

(1) 包括由私立中學（當中包括於指定中心授課的認可辦學機構）和營辦補習班、職業訓練及成人教育的私立學校所開辦的夜間中學課程。

Notes: Figures generally refer to the position as at mid-September of the respective years, except as at mid-October for 2020.

(1) Including secondary evening courses operated by private secondary schools (also covering those operated by approved course providers in designated centres) and private schools offering tutorial, vocational and adult education courses.

II
幼稚園
Kindergartens

2.1 2011年至2021年幼稚園學額及學生人數 — 按級別統計
Accommodation and Student Enrolment in Kindergartens by Grade, 2011-2021

(A) 本地及非本地幼稚園
Local and Non-local Kindergartens

級別 Grade		2011	2012	2013	2014	2015	2016	2017	2018	2019	2020	2021
所有級別 All Grades												
學額	Accommodation	193 363	197 553	201 162	205 843	214 348	215 483	214 156	208 235	208 308	204 362	198 255
學生人數	Enrolment	157 433	164 764	169 843	176 397	185 398	184 032	181 147	174 402	174 297	164 935	155 956
幼兒班 Nursery												
學額	Accommodation	66 521	66 438	69 293	73 816	76 799	67 408	70 080	69 661	70 380	66 777	63 375
學生人數	Enrolment	53 750	54 829	57 824	62 369	65 323	57 355	59 350	58 168	58 710	53 877	50 003
低班 Lower Class												
學額	Accommodation	66 073	67 673	67 050	68 240	73 047	77 563	68 996	71 548	70 090	71 001	67 630
學生人數	Enrolment	53 977	56 483	56 699	58 738	63 315	65 769	58 481	59 978	58 534	57 195	53 199
高班 Upper Class												
學額	Accommodation	60 769	63 442	64 819	63 787	64 502	70 512	75 080	67 026	67 838	66 584	67 250
學生人數	Enrolment	49 706	53 452	55 320	55 290	56 760	60 908	63 316	56 256	57 053	53 863	52 754

註： (1) 數字一般反映該年9月中的情況，除2020年反映10月中外。
(2) 數字包括幼稚園暨幼兒中心的幼兒班、低班及高班。
(3) 有關學額的數字，並不包括空置課室及空置的幼兒中心部分。

Notes: (1) Figures generally refer to the position as at mid-September of the respective years, except as at mid-October for 2020.
(2) Figures include nursery, lower and upper classes in kindergarten-cum-child care centres.
(3) Figures on accommodation do not include vacant classrooms and vacant child care centre portions.

2.1 (續) 2011年至2021年幼稚園學額及學生人數 — 按級別統計
(Cont'd) Accommodation and Student Enrolment in Kindergartens by Grade, 2011-2021

(B) 本地幼稚園
Local Kindergartens

級別 Grade		2011	2012	2013	2014	2015	2016	2017	2018	2019	2020	2021
所有級別 All Grades												
學額	Accommodation	181 299	184 251	187 908	191 771	195 356	195 391	193 163	186 898	186 975	184 346	178 724
學生人數	Enrolment	149 252	155 473	160 605	166 755	171 935	170 410	167 032	159 895	160 006	152 287	143 597
幼兒班 Nursery												
學額	Accommodation	62 293	61 215	63 892	68 256	69 275	60 203	62 465	61 936	62 438	59 387	55 893
學生人數	Enrolment	50 831	51 139	54 052	58 543	59 978	52 409	54 163	52 817	53 246	49 150	45 295
低班 Lower Class												
學額	Accommodation	61 188	62 542	61 893	62 950	65 954	69 357	60 980	63 217	62 003	63 092	59 888
學生人數	Enrolment	50 579	52 851	53 039	55 048	58 229	60 273	53 096	54 313	53 116	52 173	48 253
高班 Upper Class												
學額	Accommodation	57 818	60 494	62 123	60 565	60 127	65 831	69 718	61 745	62 534	61 867	62 943
學生人數	Enrolment	47 842	51 483	53 514	53 164	53 728	57 728	59 773	52 765	53 644	50 964	50 049

註： (1) 數字一般反映該年9月中的情況，除2020年反映10月中外。
(2) 數字包括幼稚園暨幼兒中心的幼兒班、低班及高班。
(3) 有關學額的數字，並不包括空置課室及空置的幼兒中心部分。

Notes: (1) Figures generally refer to the position as at mid-September of the respective years, except as at mid-October for 2020.
(2) Figures include nursery, lower and upper classes in kindergarten-cum-child care centres.
(3) Figures on accommodation do not include vacant classrooms and vacant child care centre portions.

2.1 (續) 2011年至2021年幼稚園學額及學生人數 — 按級別統計
(Cont'd) Accommodation and Student Enrolment in Kindergartens by Grade, 2011-2021

(C) 非本地幼稚園
Non-local Kindergartens

級別 Grade		2011	2012	2013	2014	2015	2016	2017	2018	2019	2020	2021
所有級別 All Grades												
學額 Accommodation		12 064	13 302	13 254	14 072	18 992	20 092	20 993	21 337	21 333	20 016	19 531
學生人數 Enrolment		8 181	9 291	9 238	9 642	13 463	13 622	14 115	14 507	14 291	12 648	12 359
幼兒班 Nursery												
學額 Accommodation		4 228	5 223	5 401	5 560	7 524	7 205	7 615	7 725	7 942	7 390	7 482
學生人數 Enrolment		2 919	3 690	3 772	3 826	5 345	4 946	5 187	5 351	5 464	4 727	4 708
低班 Lower Class												
學額 Accommodation		4 885	5 131	5 157	5 290	7 093	8 206	8 016	8 331	8 087	7 909	7 742
學生人數 Enrolment		3 398	3 632	3 660	3 690	5 086	5 496	5 385	5 665	5 418	5 022	4 946
高班 Upper Class												
學額 Accommodation		2 951	2 948	2 696	3 222	4 375	4 681	5 362	5 281	5 304	4 717	4 307
學生人數 Enrolment		1 864	1 969	1 806	2 126	3 032	3 180	3 543	3 491	3 409	2 899	2 705

註： (1) 數字一般反映該年9月中的情況，除2020年反映10月中外。
(2) 數字包括幼稚園暨幼兒中心的幼兒班、低班及高班。
(3) 有關學額的數字，並不包括空置課室及空置的幼兒中心部分。

Notes: (1) Figures generally refer to the position as at mid-September of the respective years, except as at mid-October for 2020.
(2) Figures include nursery, lower and upper classes in kindergarten-cum-child care centres.
(3) Figures on accommodation do not include vacant classrooms and vacant child care centre portions.

2.1 (續) 2011年至2021年幼稚園學額及學生人數 — 按級別統計
(Cont'd) Accommodation and Student Enrolment in Kindergartens by Grade, 2011-2021

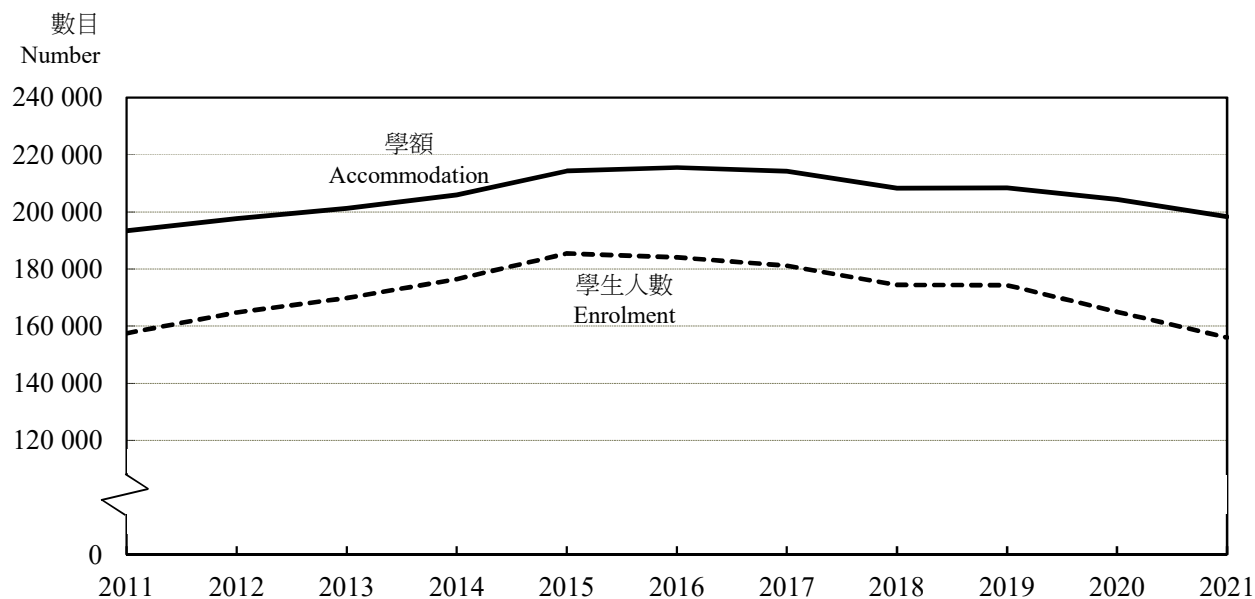
(D) 參加學前教育學券計劃/幼稚園教育計劃的幼稚園
Kindergartens Joining the Pre-primary Education Voucher Scheme/Kindergarten Education Scheme

級別 Grade		2011	2012	2013	2014	2015	2016	2017	2018	2019	2020	2021
所有級別 All Grades												
學額	Accommodation	156 816	152 490	149 207	151 373	156 295	159 420	157 978	153 313	152 524	151 117	147 391
學生人數	Enrolment	129 151	129 372	128 388	132 829	139 127	141 127	138 771	132 960	132 823	127 610	120 152
幼兒班 Nursery												
學額	Accommodation	52 852	50 100	50 130	53 459	54 959	48 853	50 835	50 378	50 405	48 043	45 561
學生人數	Enrolment	43 289	42 280	42 799	46 318	48 254	43 253	44 877	43 639	43 813	40 730	37 433
低班 Lower Class												
學額	Accommodation	52 872	51 521	48 984	49 504	52 564	56 381	49 431	51 894	50 141	51 651	49 147
學生人數	Enrolment	43 684	43 780	42 355	43 777	46 954	49 735	43 749	45 149	43 811	43 631	40 190
高班 Upper Class												
學額	Accommodation	51 092	50 869	50 093	48 410	48 772	54 186	57 712	51 041	51 978	51 423	52 683
學生人數	Enrolment	42 178	43 312	43 234	42 734	43 919	48 139	50 145	44 172	45 199	43 249	42 529

- 註： (1) 數字一般反映該年9月中的情況，除2020年反映10月中外。
(2) 數字包括幼稚園暨幼兒中心的幼兒班、低班及高班。
(3) 有關學額的數字，並不包括空置課室及空置的幼兒中心部分。
(4) 2011年至2016年的學生人數包括非持有學券但在參加學前教育學券計劃的幼稚園（包括幼稚園暨幼兒中心）就讀的學生。由2017年起，學生人數包括非持有幼稚園入學註冊證但在參加幼稚園教育計劃的幼稚園（包括幼稚園暨幼兒中心）就讀的學生。
(5) 所有參加學前教育學券計劃或幼稚園教育計劃的幼稚園都是合資格的本地非牟利幼稚園。

- Notes: (1) Figures generally refer to the position as at mid-September of the respective years, except as at mid-October for 2020.
(2) Figures include nursery, lower and upper classes in kindergarten-cum-child care centres.
(3) Figures on accommodation do not include vacant classrooms and vacant child care centre portions.
(4) Enrolment figures from 2011 to 2016 include students who are not holders of Certificate of Eligibility under the Pre-primary Education Voucher Scheme but attend kindergartens (including kindergarten-cum-child care centres) joining the Scheme. With effect from 2017, enrolment figures include students who are not holders of Registration Certificate for Kindergarten Admission but attend kindergartens (including kindergarten-cum-child care centres) joining the Kindergarten Education Scheme.
(5) All kindergartens joining the Pre-primary Education Voucher Scheme or the Kindergarten Education Scheme are eligible local non-profit-making kindergartens.

圖 8 2011年至2021年幼稚園學額及學生人數
Chart 8 Accommodation and Student Enrolment in Kindergartens, 2011-2021



- 註： (1) 數字一般反映該年9月中的情況，除2020年反映10月中外。
 (2) 數字包括幼稚園暨幼兒中心的幼兒班、低班及高班。
 (3) 有關學額的數字，並不包括空置課室及空置的幼兒中心部分。

- Notes: (1) Figures generally refer to the position as at mid-September of the respective years, except as at mid-October for 2020.
 (2) Figures include nursery, lower and upper classes in kindergarten-cum-child care centres.
 (3) Figures on accommodation do not include vacant classrooms and vacant child care centre portions.

2.2

2021年幼稚園學額及學生人數 — 按學校宗教背景統計

Accommodation and Student Enrolment in Kindergartens by Religious Background of School, 2021

學校宗教背景 Religious Background of School		學額 Accommodation	學生人數 Enrolment
所有學校	All	198 255	155 956
無宗教	No Religion	92 535	71 510
基督教	Christianity / Protestantism	82 963	66 014
天主教	Catholicism	16 659	13 415
佛教	Buddhism	3 358	2 798
道教	Taoism	1 592	1 367
儒釋道三教	Confucianism, Buddhism and Taoism	798	655
伊斯蘭教	Islam	231	143
其他	Others	119	54

- 註： (1) 數字反映2021年9月15日的情況。
 (2) 數字包括幼稚園暨幼兒中心的幼兒班、低班及高班。
 (3) 有關學額的數字，並不包括空置課室及空置的幼兒中心部分。

- Notes: (1) Figures refer to the position as at 15 September 2021.
 (2) Figures include nursery, lower and upper classes in kindergarten-cum-child care centres.
 (3) Figures on accommodation do not include vacant classrooms and vacant child care centre portions.

2.3 2021年幼稚園學額及學生人數 — 按幼稚園類別及級別統計

Accommodation and Student Enrolment in Kindergartens by Type of Kindergarten and Grade, 2021

幼稚園類別 Type of Kindergarten			所有級別 All Grades	幼兒班 Nursery	低班 Lower Class	高班 Upper Class
本地及非本地 Local and Non-local	學額	Accommodation	198 255	63 375	67 630	67 250
	學生人數	Enrolment	155 956	50 003	53 199	52 754
本地 Local	學額	Accommodation	178 724	55 893	59 888	62 943
	學生人數	Enrolment	143 597	45 295	48 253	50 049
	參加幼稚園教育計劃	學額	147 391	45 561	49 147	52 683
	Joining the Kindergarten Education Scheme	學生人數	120 152	37 433	40 190	42 529
	沒有參加幼稚園教育計劃	學額	31 333	10 332	10 741	10 260
	Not joining the Kindergarten Education Scheme	學生人數	23 445	7 862	8 063	7 520
非本地 Non-local	學額	Accommodation	19 531	7 482	7 742	4 307
	學生人數	Enrolment	12 359	4 708	4 946	2 705

- 註： (1) 數字反映2021年9月15日的情況。
 (2) 數字包括幼稚園暨幼兒中心的幼兒班、低班及高班。
 (3) 有關學額的數字，並不包括空置課室及空置的幼兒中心部分。
 (4) 就讀參加幼稚園教育計劃的幼稚園（包括幼稚園暨幼兒中心）的學生人數包括非持有幼稚園入學註冊證的學生。
 (5) 所有參加幼稚園教育計劃的幼稚園都是合資格的本地非牟利幼稚園。

- Notes: (1) Figures refer to the position as at 15 September 2021.
 (2) Figures include nursery, lower and upper classes in kindergarten-cum-child care centres.
 (3) Figures on accommodation do not include vacant classrooms and vacant child care centre portions.
 (4) Figures on student enrolment in kindergartens (including kindergarten-cum-child care centres) joining the Kindergarten Education Scheme include students who are not holders of Registration Certificate of Kindergarten Admission.
 (5) All kindergartens joining the Kindergarten Education Scheme are eligible local non-profit-making kindergartens.

2.4 2021年幼稚園學額及學生人數 — 按幼稚園類別及上課時間統計

Accommodation and Student Enrolment in Kindergartens by Type of Kindergarten and Session, 2021

幼稚園類別 Type of Kindergarten			所有上課時間 All Sessions	上午 AM	下午 PM	全日 Whole Day
本地及非本地 Local and Non-local	學額	Accommodation	198 255	85 658	56 238	56 359
	學生人數	Enrolment	155 956	68 162	39 419	48 375
本地 Local	學額	Accommodation	178 724	74 765	50 076	53 883
	學生人數	Enrolment	143 597	61 202	35 753	46 642
	參加幼稚園教育計劃	學額	147 391	57 964	37 497	51 930
	Joining the Kindergarten Education Scheme	學生人數	120 152	48 127	26 692	45 333
	沒有參加幼稚園教育計劃	學額	31 333	16 801	12 579	1 953
	Not joining the Kindergarten Education Scheme	學生人數	23 445	13 075	9 061	1 309
非本地 Non-local	學額	Accommodation	19 531	10 893	6 162	2 476
	學生人數	Enrolment	12 359	6 960	3 666	1 733

- 註： (1) 數字反映2021年9月15日的情況。
 (2) 數字包括幼稚園暨幼兒中心的幼兒班、低班及高班。
 (3) 有關學額的數字，並不包括空置課室及空置的幼兒中心部分。
 (4) 就讀參加幼稚園教育計劃的幼稚園（包括幼稚園暨幼兒中心）的學生人數包括非持有幼稚園入學註冊證的學生。
 (5) 所有參加幼稚園教育計劃的幼稚園都是合資格的本地非牟利幼稚園。

- Notes: (1) Figures refer to the position as at 15 September 2021.
 (2) Figures include nursery, lower and upper classes in kindergarten-cum-child care centres.
 (3) Figures on accommodation do not include vacant classrooms and vacant child care centre portions.
 (4) Figures on student enrolment in kindergartens (including kindergarten-cum-child care centres) joining the Kindergarten Education Scheme include students who are not holders of Registration Certificate of Kindergarten Admission.
 (5) All kindergartens joining the Kindergarten Education Scheme are eligible local non-profit-making kindergartens.

2.5 2021年幼稚園學額及學生人數 — 按幼稚園類別、級別及上課時間統計
Accommodation and Student Enrolment in Kindergartens by Type of Kindergarten, Grade and Session, 2021

幼稚園類別 Type of Kindergarten	級別 Grade			所有上課時間 All Sessions	上午 AM	下午 PM	全日 Whole Day
本地及非本地 Local and Non-local	所有級別 All Grades	學額	Accommodation	198 255	85 658	56 238	56 359
		學生人數	Enrolment	155 956	68 162	39 419	48 375
	幼兒班 Nursery	學額	Accommodation	63 375	30 607	16 202	16 566
		學生人數	Enrolment	50 003	24 171	11 444	14 388
	低班 Lower Class	學額	Accommodation	67 630	29 212	19 095	19 323
		學生人數	Enrolment	53 199	23 206	13 458	16 535
	高班 Upper Class	學額	Accommodation	67 250	25 839	20 941	20 470
		學生人數	Enrolment	52 754	20 785	14 517	17 452
本地 Local	所有級別 All Grades	學額	Accommodation	178 724	74 765	50 076	53 883
		學生人數	Enrolment	143 597	61 202	35 753	46 642
	幼兒班 Nursery	學額	Accommodation	55 893	25 557	14 332	16 004
		學生人數	Enrolment	45 295	20 929	10 372	13 994
	低班 Lower Class	學額	Accommodation	59 888	24 929	16 594	18 365
		學生人數	Enrolment	48 253	20 390	11 956	15 907
	高班 Upper Class	學額	Accommodation	62 943	24 279	19 150	19 514
		學生人數	Enrolment	50 049	19 883	13 425	16 741
參加幼稚園教育計劃 Joining the Kindergarten Education Scheme	所有級別 All Grades	學額	Accommodation	147 391	57 964	37 497	51 930
		學生人數	Enrolment	120 152	48 127	26 692	45 333
	幼兒班 Nursery	學額	Accommodation	45 561	19 240	10 901	15 420
		學生人數	Enrolment	37 433	16 026	7 807	13 600
	低班 Lower Class	學額	Accommodation	49 147	19 243	12 170	17 734
		學生人數	Enrolment	40 190	16 071	8 643	15 476
	高班 Upper Class	學額	Accommodation	52 683	19 481	14 426	18 776
		學生人數	Enrolment	42 529	16 030	10 242	16 257
非本地 Non-local	所有級別 All Grades	學額	Accommodation	19 531	10 893	6 162	2 476
		學生人數	Enrolment	12 359	6 960	3 666	1 733
	幼兒班 Nursery	學額	Accommodation	7 482	5 050	1 870	562
		學生人數	Enrolment	4 708	3 242	1 072	394
	低班 Lower Class	學額	Accommodation	7 742	4 283	2 501	958
		學生人數	Enrolment	4 946	2 816	1 502	628
	高班 Upper Class	學額	Accommodation	4 307	1 560	1 791	956
		學生人數	Enrolment	2 705	902	1 092	711

- 註：
- (1) 數字反映2021年9月15日的情况。
 - (2) 數字包括幼稚園暨幼兒中心的幼兒班、低班及高班。
 - (3) 有關學額的數字，並不包括空置課室及空置的幼兒中心部分。
 - (4) 學生人數包括非持有幼稚園入學註冊證但在參加幼稚園教育計劃的幼稚園（包括幼稚園暨幼兒中心）就讀的學生。
 - (5) 所有參加幼稚園教育計劃的幼稚園都是合資格的本地非牟利幼稚園。

- Notes:
- (1) Figures refer to the position as at 15 September 2021.
 - (2) Figures include nursery, lower and upper classes in kindergarten-cum-child care centres.
 - (3) Figures on accommodation do not include vacant classrooms and vacant child care centre portions.
 - (4) Figures on enrolment include students who are not holders of Registration Certificate for Kindergarten Admission but attend kindergartens (including kindergarten-cum-child care centres) joining the Kindergarten Education Scheme.
 - (5) All kindergartens joining the Kindergarten Education Scheme are eligible local non-profit-making kindergartens.

2.6 2021年幼稚園學額及學生人數 — 按分區及幼稚園類別統計
Accommodation and Student Enrolment in Kindergartens by District and Type of Kindergarten, 2021

分區 District	所有類別 All Types		本地 Local		非本地 Non-local	
	學額 Accommodation	學生人數 Enrolment	學額 Accommodation	學生人數 Enrolment	學額 Accommodation	學生人數 Enrolment
所有分區 All Districts	198 255	155 956	178 724	143 597	19 531	12 359
香港島 Hong Kong Island	35 288	25 132	28 109	20 771	7 179	4 361
中西區 Central & Western	7 896	5 530	5 719	4 314	2 177	1 216
灣仔 Wan Chai	8 161	6 471	6 438	5 130	1 723	1 341
東區 Eastern	13 689	9 356	12 594	8 841	1 095	515
南區 Southern	5 542	3 775	3 358	2 486	2 184	1 289
九龍 Kowloon	65 515	51 690	59 903	48 187	5 612	3 503
深水埗 Sham Shui Po	12 223	9 760	11 831	9 602	392	158
油尖旺 Yau Tsim Mong	7 035	5 601	5 686	4 778	1 349	823
九龍城 Kowloon City	25 143	19 491	21 451	17 073	3 692	2 418
黃大仙 Wong Tai Sin	7 474	6 093	7 474	6 093	-	-
觀塘 Kwun Tong	13 640	10 745	13 461	10 641	179	104
新界 New Territories	97 452	79 134	90 712	74 639	6 740	4 495
荃灣 Tsuen Wan	7 660	6 005	7 660	6 005	-	-
屯門 Tuen Mun	12 808	10 542	12 477	10 296	331	246
元朗 Yuen Long	17 948	15 475	16 473	14 587	1 475	888
北區 North	9 215	7 478	9 079	7 421	136	57
大埔 Tai Po	7 199	5 958	6 707	5 664	492	294
沙田 Sha Tin	15 778	12 648	14 981	12 013	797	635
西貢 Sai Kung	10 745	8 313	8 655	6 982	2 090	1 331
離島 Islands	4 893	3 933	4 028	3 297	865	636
葵青 Kwai Tsing	11 206	8 782	10 652	8 374	554	408

註： (1) 數字反映2021年9月15日的情況。
(2) 數字包括幼稚園暨幼兒中心的幼兒班、低班及高班。
(3) 有關學額的數字，並不包括空置課室及空置的幼兒中心部分。
(4) 學校分區按其校舍所在的區議會分區劃分。

Notes: (1) Figures refer to the position as at 15 September 2021.
(2) Figures include nursery, lower and upper classes in kindergarten-cum-child care centres.
(3) Figures on accommodation do not include vacant classrooms and vacant child care centre portions.
(4) School districts are delineated by the District Council districts of the school premises.

2.7 2021年幼稚園學額及學生人數 — 按分區及級別統計
Accommodation and Student Enrolment in Kindergartens by District and Grade, 2021

(A) 本地及非本地幼稚園
Local and Non-local Kindergartens

分區 District	所有級別 All Grades		幼兒班 Nursery		低班 Lower Class		高班 Upper Class	
	學額 Accommodation	學生人數 Enrolment	學額 Accommodation	學生人數 Enrolment	學額 Accommodation	學生人數 Enrolment	學額 Accommodation	學生人數 Enrolment
所有分區 All Districts	198 255	155 956	63 375	50 003	67 630	53 199	67 250	52 754
香港島 Hong Kong Island	35 288	25 132	11 643	8 271	12 332	8 765	11 313	8 096
中西區 Central & Western	7 896	5 530	2 864	1 923	2 859	2 009	2 173	1 598
灣仔 Wan Chai	8 161	6 471	2 647	2 168	2 721	2 165	2 793	2 138
東區 Eastern	13 689	9 356	4 467	3 041	4 722	3 241	4 500	3 074
南區 Southern	5 542	3 775	1 665	1 139	2 030	1 350	1 847	1 286
九龍 Kowloon	65 515	51 690	20 671	16 412	22 537	17 714	22 307	17 564
深水埗 Sham Shui Po	12 223	9 760	3 785	3 089	4 137	3 270	4 301	3 401
油尖旺 Yau Tsim Mong	7 035	5 601	2 403	1 868	2 491	1 976	2 141	1 757
九龍城 Kowloon City	25 143	19 491	8 037	6 282	8 853	6 844	8 253	6 365
黃大仙 Wong Tai Sin	7 474	6 093	2 304	1 898	2 436	1 993	2 734	2 202
觀塘 Kwun Tong	13 640	10 745	4 142	3 275	4 620	3 631	4 878	3 839
新界 New Territories	97 452	79 134	31 061	25 320	32 761	26 720	33 630	27 094
荃灣 Tsuen Wan	7 660	6 005	2 418	1 917	2 508	1 996	2 734	2 092
屯門 Tuen Mun	12 808	10 542	4 034	3 328	4 286	3 550	4 488	3 664
元朗 Yuen Long	17 948	15 475	5 760	4 967	6 034	5 228	6 154	5 280
北區 North	9 215	7 478	2 815	2 310	3 024	2 459	3 376	2 709
大埔 Tai Po	7 199	5 958	2 310	1 914	2 470	2 031	2 419	2 013
沙田 Sha Tin	15 778	12 648	4 943	4 024	5 281	4 261	5 554	4 363
西貢 Sai Kung	10 745	8 313	3 614	2 761	3 609	2 808	3 522	2 744
離島 Islands	4 893	3 933	1 727	1 351	1 698	1 375	1 468	1 207
葵青 Kwai Tsing	11 206	8 782	3 440	2 748	3 851	3 012	3 915	3 022

- 註：
- (1) 數字反映2021年9月15日的情況。
 - (2) 數字包括幼稚園暨幼兒中心的幼兒班、低班及高班。
 - (3) 有關學額的數字，並不包括空置課室及空置的幼兒中心部分。
 - (4) 學校分區按其校舍所在的區議會分區劃分。

- Notes:
- (1) Figures refer to the position as at 15 September 2021.
 - (2) Figures include nursery, lower and upper classes in kindergarten-cum-child care centres.
 - (3) Figures on accommodation do not include vacant classrooms and vacant child care centre portions.
 - (4) School districts are delineated by the District Council districts of the school premises.

2.7 (續) 2021年幼稚園學額及學生人數 — 按分區及級別統計
(Cont'd) Accommodation and Student Enrolment in Kindergartens by District and Grade, 2021

(B) 本地幼稚園
Local Kindergartens

		所有級別 All Grades		幼兒班 Nursery		低班 Lower Class		高班 Upper Class	
		學額 Accommodation	學生人數 Enrolment	學額 Accommodation	學生人數 Enrolment	學額 Accommodation	學生人數 Enrolment	學額 Accommodation	學生人數 Enrolment
分區 District									
所有分區 All Districts		178 724	143 597	55 893	45 295	59 888	48 253	62 943	50 049
香港島 Hong Kong Island		28 109	20 771	9 005	6 686	9 528	7 043	9 576	7 042
中西區 Central & Western		5 719	4 314	1 821	1 352	1 898	1 460	2 000	1 502
灣仔 Wan Chai		6 438	5 130	2 040	1 670	2 153	1 698	2 245	1 762
東區 Eastern		12 594	8 841	4 057	2 856	4 325	3 049	4 212	2 936
南區 Southern		3 358	2 486	1 087	808	1 152	836	1 119	842
九龍 Kowloon		59 903	48 187	18 665	15 179	20 216	16 337	21 022	16 671
深水埗 Sham Shui Po		11 831	9 602	3 682	3 048	3 985	3 209	4 164	3 345
油尖旺 Yau Tsim Mong		5 686	4 778	1 861	1 550	1 921	1 631	1 904	1 597
九龍城 Kowloon City		21 451	17 073	6 725	5 429	7 300	5 895	7 426	5 749
黃大仙 Wong Tai Sin		7 474	6 093	2 304	1 898	2 436	1 993	2 734	2 202
觀塘 Kwun Tong		13 461	10 641	4 093	3 254	4 574	3 609	4 794	3 778
新界 New Territories		90 712	74 639	28 223	23 430	30 144	24 873	32 345	26 336
荃灣 Tsuen Wan		7 660	6 005	2 418	1 917	2 508	1 996	2 734	2 092
屯門 Tuen Mun		12 477	10 296	3 915	3 243	4 152	3 446	4 410	3 607
元朗 Yuen Long		16 473	14 587	5 265	4 668	5 495	4 882	5 713	5 037
北區 North		9 079	7 421	2 762	2 287	2 975	2 439	3 342	2 695
大埔 Tai Po		6 707	5 664	2 085	1 774	2 247	1 895	2 375	1 995
沙田 Sha Tin		14 981	12 013	4 557	3 707	4 932	3 974	5 492	4 332
西貢 Sai Kung		8 655	6 982	2 697	2 192	2 895	2 328	3 063	2 462
離島 Islands		4 028	3 297	1 348	1 093	1 344	1 103	1 336	1 101
葵青 Kwai Tsing		10 652	8 374	3 176	2 549	3 596	2 810	3 880	3 015

註： (1) 數字反映2021年9月15日的情況。
(2) 數字包括幼稚園暨幼兒中心的幼兒班、低班及高班。
(3) 有關學額的數字，並不包括空置課室及空置的幼兒中心部分。
(4) 學校分區按其校舍所在的區議會分區劃分。

Notes: (1) Figures refer to the position as at 15 September 2021.
(2) Figures include nursery, lower and upper classes in kindergarten-cum-child care centres.
(3) Figures on accommodation do not include vacant classrooms and vacant child care centre portions.
(4) School districts are delineated by the District Council districts of the school premises.

2.7 (續) 2021年幼稚園學額及學生人數 — 按分區及級別統計
(Cont'd) Accommodation and Student Enrolment in Kindergartens by District and Grade, 2021

(C) 參加幼稚園教育計劃的幼稚園
Kindergartens Joining the Kindergarten Education Scheme

分區 District	所有級別 All Grades		幼兒班 Nursery		低班 Lower Class		高班 Upper Class	
	學額 Accommodation	學生人數 Enrolment	學額 Accommodation	學生人數 Enrolment	學額 Accommodation	學生人數 Enrolment	學額 Accommodation	學生人數 Enrolment
所有分區 All Districts	147 391	120 152	45 561	37 433	49 147	40 190	52 683	42 529
香港島 Hong Kong Island	20 164	14 871	6 242	4 601	6 707	4 977	7 215	5 293
中西區 Central & Western	5 301	4 012	1 673	1 247	1 748	1 349	1 880	1 416
灣仔 Wan Chai	3 539	2 697	1 082	844	1 165	879	1 292	974
東區 Eastern	8 477	6 007	2 597	1 833	2 828	2 035	3 052	2 139
南區 Southern	2 847	2 155	890	677	966	714	991	764
九龍 Kowloon	45 888	37 138	13 989	11 447	15 386	12 487	16 513	13 204
深水埗 Sham Shui Po	10 117	8 420	3 087	2 615	3 353	2 804	3 677	3 001
油尖旺 Yau Tsim Mong	4 134	3 545	1 317	1 120	1 367	1 176	1 450	1 249
九龍城 Kowloon City	11 512	9 091	3 431	2 769	3 971	3 140	4 110	3 182
黃大仙 Wong Tai Sin	6 934	5 558	2 121	1 718	2 255	1 813	2 558	2 027
觀塘 Kwun Tong	13 191	10 524	4 033	3 225	4 440	3 554	4 718	3 745
新界 New Territories	81 339	68 143	25 330	21 385	27 054	22 726	28 955	24 032
荃灣 Tsuen Wan	6 613	5 287	2 076	1 678	2 175	1 762	2 362	1 847
屯門 Tuen Mun	11 752	9 725	3 705	3 072	3 908	3 258	4 139	3 395
元朗 Yuen Long	15 819	14 124	5 088	4 538	5 307	4 746	5 424	4 840
北區 North	8 669	7 166	2 635	2 214	2 823	2 342	3 211	2 610
大埔 Tai Po	5 281	4 799	1 603	1 474	1 761	1 604	1 917	1 721
沙田 Sha Tin	12 207	10 095	3 696	3 097	4 110	3 381	4 401	3 617
西貢 Sai Kung	7 275	5 994	2 302	1 900	2 352	1 968	2 621	2 126
離島 Islands	3 638	3 044	1 217	1 005	1 205	1 005	1 216	1 034
葵青 Kwai Tsing	10 085	7 909	3 008	2 407	3 413	2 660	3 664	2 842

- 註：
- (1) 數字反映2021年9月15日的情況。
 - (2) 數字包括幼稚園暨幼兒中心的幼兒班、低班及高班。
 - (3) 有關學額的數字，並不包括空置課室及空置的幼兒中心部分。
 - (4) 學生人數包括非持有幼稚園入學註冊證但在參加幼稚園教育計劃的幼稚園（包括幼稚園暨幼兒中心）就讀的學生。
 - (5) 所有參加幼稚園教育計劃的幼稚園都是合資格的本地非牟利幼稚園。
 - (6) 學校分區按其校舍所在的區議會分區劃分。

- Notes:
- (1) Figures refer to the position as at 15 September 2021.
 - (2) Figures include nursery, lower and upper classes in kindergarten-cum-child care centres.
 - (3) Figures on accommodation do not include vacant classrooms and vacant child care centre portions.
 - (4) Figures on enrolment include students who are not holders of Registration Certificate for Kindergarten Admission but attend kindergartens (including kindergarten-cum-child care centres) joining the Kindergarten Education Scheme.
 - (5) All kindergartens joining the Kindergarten Education Scheme are eligible local non-profit-making kindergartens.
 - (6) School districts are delineated by the District Council districts of the school premises.

2.8 2021年幼稚園學額及學生人數 — 按分區及上課時間統計
Accommodation and Student Enrolment in Kindergartens by District and Session, 2021

(A) 本地及非本地幼稚園
Local and Non-local Kindergartens

分區 District	所有上課時間 All Sessions		上午 AM		下午 PM		全日 Whole Day	
	學額 Accommodation	學生人數 Enrolment	學額 Accommodation	學生人數 Enrolment	學額 Accommodation	學生人數 Enrolment	學額 Accommodation	學生人數 Enrolment
所有分區 All Districts	198 255	155 956	85 658	68 162	56 238	39 419	56 359	48 375
香港島 Hong Kong Island	35 288	25 132	16 292	11 896	11 167	7 290	7 829	5 946
中西區 Central & Western	7 896	5 530	3 981	2 782	2 480	1 667	1 435	1 081
灣仔 Wan Chai	8 161	6 471	3 540	2 938	3 299	2 496	1 322	1 037
東區 Eastern	13 689	9 356	6 182	4 459	4 072	2 438	3 435	2 459
南區 Southern	5 542	3 775	2 589	1 717	1 316	689	1 637	1 369
九龍 Kowloon	65 515	51 690	27 060	21 466	19 436	14 038	19 019	16 186
深水埗 Sham Shui Po	12 223	9 760	5 295	4 225	3 605	2 457	3 323	3 078
油尖旺 Yau Tsim Mong	7 035	5 601	2 796	2 181	2 184	1 561	2 055	1 859
九龍城 Kowloon City	25 143	19 491	11 420	9 074	9 379	7 168	4 344	3 249
黃大仙 Wong Tai Sin	7 474	6 093	2 514	2 017	1 410	1 030	3 550	3 046
觀塘 Kwun Tong	13 640	10 745	5 035	3 969	2 858	1 822	5 747	4 954
新界 New Territories	97 452	79 134	42 306	34 800	25 635	18 091	29 511	26 243
荃灣 Tsuen Wan	7 660	6 005	3 148	2 498	2 519	1 735	1 993	1 772
屯門 Tuen Mun	12 808	10 542	5 627	4 749	3 108	2 245	4 073	3 548
元朗 Yuen Long	17 948	15 475	7 621	6 674	5 598	4 378	4 729	4 423
北區 North	9 215	7 478	4 001	3 290	2 205	1 532	3 009	2 656
大埔 Tai Po	7 199	5 958	3 142	2 623	1 784	1 216	2 273	2 119
沙田 Sha Tin	15 778	12 648	6 995	5 659	4 298	3 020	4 485	3 969
西貢 Sai Kung	10 745	8 313	5 049	3 996	2 545	1 566	3 151	2 751
離島 Islands	4 893	3 933	2 114	1 675	1 076	771	1 703	1 487
葵青 Kwai Tsing	11 206	8 782	4 609	3 636	2 502	1 628	4 095	3 518

- 註：
- (1) 數字反映2021年9月15日的情況。
 - (2) 數字包括幼稚園暨幼兒中心的幼兒班、低班及高班。
 - (3) 有關學額的數字，並不包括空置課室及空置的幼兒中心部分。
 - (4) 學校分區按其校舍所在的區議會分區劃分。

- Notes:
- (1) Figures refer to the position as at 15 September 2021.
 - (2) Figures include nursery, lower and upper classes in kindergarten-cum-child care centres.
 - (3) Figures on accommodation do not include vacant classrooms and vacant child care centre portions.
 - (4) School districts are delineated by the District Council districts of the school premises.

2.8 (續) 2021年幼稚園學額及學生人數 — 按分區及上課時間統計
(Cont'd) Accommodation and Student Enrolment in Kindergartens by District and Session, 2021

(B) 本地幼稚園
Local Kindergartens

分區 District	所有上課時間 All Sessions		上午 AM		下午 PM		全日 Whole Day	
	學額 Accommodation	學生人數 Enrolment	學額 Accommodation	學生人數 Enrolment	學額 Accommodation	學生人數 Enrolment	學額 Accommodation	學生人數 Enrolment
所有分區 All Districts	178 724	143 597	74 765	61 202	50 076	35 753	53 883	46 642
香港島 Hong Kong Island	28 109	20 771	11 908	9 175	8 967	6 048	7 234	5 548
中西區 Central & Western	5 719	4 314	2 423	1 914	1 890	1 342	1 406	1 058
灣仔 Wan Chai	6 438	5 130	2 730	2 262	2 626	1 972	1 082	896
東區 Eastern	12 594	8 841	5 533	4 141	3 731	2 312	3 330	2 388
南區 Southern	3 358	2 486	1 222	858	720	422	1 416	1 206
九龍 Kowloon	59 903	48 187	24 293	19 736	17 652	12 946	17 958	15 505
深水埗 Sham Shui Po	11 831	9 602	5 011	4 113	3 501	2 413	3 319	3 076
油尖旺 Yau Tsim Mong	5 686	4 778	2 077	1 763	1 800	1 343	1 809	1 672
九龍城 Kowloon City	21 451	17 073	9 777	7 928	8 083	6 338	3 591	2 807
黃大仙 Wong Tai Sin	7 474	6 093	2 514	2 017	1 410	1 030	3 550	3 046
觀塘 Kwun Tong	13 461	10 641	4 914	3 915	2 858	1 822	5 689	4 904
新界 New Territories	90 712	74 639	38 564	32 291	23 457	16 759	28 691	25 589
荃灣 Tsuen Wan	7 660	6 005	3 148	2 498	2 519	1 735	1 993	1 772
屯門 Tuen Mun	12 477	10 296	5 448	4 638	3 097	2 241	3 932	3 417
元朗 Yuen Long	16 473	14 587	6 875	6 137	4 898	4 050	4 700	4 400
北區 North	9 079	7 421	3 888	3 244	2 200	1 531	2 991	2 646
大埔 Tai Po	6 707	5 664	2 908	2 469	1 626	1 145	2 173	2 050
沙田 Sha Tin	14 981	12 013	6 573	5 317	3 923	2 727	4 485	3 969
西貢 Sai Kung	8 655	6 982	3 803	3 205	2 062	1 293	2 790	2 484
離島 Islands	4 028	3 297	1 634	1 361	862	603	1 532	1 333
葵青 Kwai Tsing	10 652	8 374	4 287	3 422	2 270	1 434	4 095	3 518

註： (1) 數字反映2021年9月15日的情況。
(2) 數字包括幼稚園暨幼兒中心的幼兒班、低班及高班。
(3) 有關學額的數字，並不包括空置課室及空置的幼兒中心部分。
(4) 學校分區按其校舍所在的區議會分區劃分。

Notes: (1) Figures refer to the position as at 15 September 2021.
(2) Figures include nursery, lower and upper classes in kindergarten-cum-child care centres.
(3) Figures on accommodation do not include vacant classrooms and vacant child care centre portions.
(4) School districts are delineated by the District Council districts of the school premises.

2.8 (續) 2021年幼稚園學額及學生人數 — 按分區及上課時間統計
(Cont'd) Accommodation and Student Enrolment in Kindergartens by District and Session, 2021

(C) 參加幼稚園教育計劃的幼稚園
Kindergartens Joining the Kindergarten Education Scheme

分區 District	所有上課時間 All Sessions		上午 AM		下午 PM		全日 Whole Day	
	學額 Accommodation	學生人數 Enrolment	學額 Accommodation	學生人數 Enrolment	學額 Accommodation	學生人數 Enrolment	學額 Accommodation	學生人數 Enrolment
所有分區 All Districts	147 391	120 152	57 964	48 127	37 497	26 692	51 930	45 333
香港島 Hong Kong Island	20 164	14 871	8 026	6 137	5 241	3 480	6 897	5 254
中西區 Central & Western	5 301	4 012	2 222	1 765	1 740	1 226	1 339	1 021
灣仔 Wan Chai	3 539	2 697	1 445	1 155	1 230	851	864	691
東區 Eastern	8 477	6 007	3 406	2 548	1 793	1 123	3 278	2 336
南區 Southern	2 847	2 155	953	669	478	280	1 416	1 206
九龍 Kowloon	45 888	37 138	16 912	13 764	11 507	8 115	17 469	15 259
深水埗 Sham Shui Po	10 117	8 420	4 086	3 413	2 753	1 940	3 278	3 067
油尖旺 Yau Tsim Mong	4 134	3 545	1 303	1 123	1 123	828	1 708	1 594
九龍城 Kowloon City	11 512	9 091	4 485	3 650	3 783	2 793	3 244	2 648
黃大仙 Wong Tai Sin	6 934	5 558	2 244	1 748	1 140	764	3 550	3 046
觀塘 Kwun Tong	13 191	10 524	4 794	3 830	2 708	1 790	5 689	4 904
新界 New Territories	81 339	68 143	33 026	28 226	20 749	15 097	27 564	24 820
荃灣 Tsuen Wan	6 613	5 287	2 618	2 108	2 112	1 446	1 883	1 733
屯門 Tuen Mun	11 752	9 725	4 949	4 222	2 984	2 175	3 819	3 328
元朗 Yuen Long	15 819	14 124	6 514	5 863	4 701	3 943	4 604	4 318
北區 North	8 669	7 166	3 598	3 053	2 124	1 502	2 947	2 611
大埔 Tai Po	5 281	4 799	2 106	1 952	1 325	1 046	1 850	1 801
沙田 Sha Tin	12 207	10 095	4 997	4 165	3 017	2 139	4 193	3 791
西貢 Sai Kung	7 275	5 994	2 922	2 529	1 674	1 050	2 679	2 415
離島 Islands	3 638	3 044	1 394	1 194	712	517	1 532	1 333
葵青 Kwai Tsing	10 085	7 909	3 928	3 140	2 100	1 279	4 057	3 490

- 註： (1) 數字反映2021年9月15日的情況。
(2) 數字包括幼稚園暨幼兒中心的幼兒班、低班及高班。
(3) 有關學額的數字，並不包括空置課室及空置的幼兒中心部分。
(4) 學生人數包括非持有幼稚園入學註冊證但在參加幼稚園教育計劃的幼稚園（包括幼稚園暨幼兒中心）就讀的學生。
(5) 所有參加幼稚園教育計劃的幼稚園都是合資格的本地非牟利幼稚園。
(6) 學校分區按其校舍所在的區議會分區劃分。

- Notes: (1) Figures refer to the position as at 15 September 2021.
(2) Figures include nursery, lower and upper classes in kindergarten-cum-child care centres.
(3) Figures on accommodation do not include vacant classrooms and vacant child care centre portions.
(4) Figures on enrolment include students who are not holders of Registration Certificate for Kindergarten Admission but attend kindergartens (including kindergarten-cum-child care centres) joining the Kindergarten Education Scheme.
(5) All kindergartens joining the Kindergarten Education Scheme are eligible local non-profit-making kindergartens.
(6) School districts are delineated by the District Council districts of the school premises.

2.9 2021年幼稚園學生人數 — 按級別、性別及年齡統計
Student Enrolment in Kindergartens by Grade, Sex and Age, 2021

(A) 本地及非本地幼稚園
Local and Non-local Kindergartens

		年齡 Age					
級別 Grade	性別 Sex	所有歲數 All Ages	<3	3	4	5	≥6
所有級別 All Grades		155 956	11 623	49 802	53 204	40 292	1 035
	男 Male	80 596	5 838	25 703	27 303	21 071	681
	女 Female	75 360	5 785	24 099	25 901	19 221	354
幼兒班 Nursery		50 003	11 621	37 872	507	2	1
	男 Male	25 875	5 837	19 746	289	2	1
	女 Female	24 128	5 784	18 126	218	-	-
低班 Lower Class		53 199	2	11 885	40 361	940	11
	男 Male	27 501	1	5 937	20 981	576	6
	女 Female	25 698	1	5 948	19 380	364	5
高班 Upper Class		52 754	-	45	12 336	39 350	1 023
	男 Male	27 220	-	20	6 033	20 493	674
	女 Female	25 534	-	25	6 303	18 857	349

註： (1) 數字反映2021年9月15日的情況。
 (2) 數字包括幼稚園暨幼兒中心的幼兒班、低班及高班。

Notes: (1) Figures refer to the position as at 15 September 2021.
 (2) Figures include nursery, lower and upper classes in kindergarten-cum-child care centres.

2.9 (續) 2021年幼稚園學生人數 — 按級別、性別及年齡統計
(Cont'd) Student Enrolment in Kindergartens by Grade, Sex and Age, 2021

(B) 本地幼稚園
Local Kindergartens

級別 Grade	性別 Sex	所有歲數 All Ages	年齡 Age				
			<3	3	4	5	≥6
所有級別 All Grades		143 597	10 845	45 040	48 492	38 238	982
	男 Male	74 079	5 463	23 155	24 831	19 981	649
	女 Female	69 518	5 382	21 885	23 661	18 257	333
幼兒班 Nursery		45 295	10 845	34 025	422	2	1
	男 Male	23 375	5 463	17 669	240	2	1
	女 Female	21 920	5 382	16 356	182	-	-
低班 Lower Class		48 253	-	11 015	36 532	698	8
	男 Male	24 888	-	5 486	18 954	443	5
	女 Female	23 365	-	5 529	17 578	255	3
高班 Upper Class		50 049	-	-	11 538	37 538	973
	男 Male	25 816	-	-	5 637	19 536	643
	女 Female	24 233	-	-	5 901	18 002	330

註： (1) 數字反映2021年9月15日的情況。
(2) 數字包括幼稚園暨幼兒中心的幼兒班、低班及高班。

Notes: (1) Figures refer to the position as at 15 September 2021.
(2) Figures include nursery, lower and upper classes in kindergarten-cum-child care centres.

III
小學
Primary Schools

3.1 2011年至2021年小學開辦班數、學額、學生人數及重讀生人數 — 按級別統計
Operating Classes, Accommodation, Student Enrolment and Repeaters in Primary Schools by Grade, 2011-2021

級別	Grade		2011	2012	2013	2014	2015	2016	2017	2018	2019	2020	2021
所有級別 All Grades	班數	Classes	11 566	11 666	11 955	12 334	12 618	12 931	13 317	13 610	13 725	13 713	13 627
	學額	Accommodation	341 204	333 792	333 239	338 324	345 485	355 112	367 466	380 124	383 845	383 379	376 156
	學生人數	Enrolment	322 881	317 442	320 918	329 300	337 558	349 008	362 049	372 465	373 228	364 257	348 994
	重讀生人數	Repeaters	2 347	1 923	1 725	1 664	1 610	1 506	1 471	1 608	1 765	1 623	2 097
小一 Primary 1	班數	Classes	2 000	2 102	2 220	2 280	2 262	2 280	2 378	2 391	2 292	2 295	2 245
	學額	Accommodation	54 236	56 907	60 468	62 589	61 731	63 015	66 969	69 219	63 706	63 566	60 221
	學生人數	Enrolment	51 397	54 683	59 074	61 082	60 320	61 861	65 601	66 914	60 465	59 427	56 119
	重讀生人數	Repeaters	534	455	448	486	484	409	395	430	602	461	460
小二 Primary 2	班數	Classes	1 917	1 967	2 050	2 182	2 231	2 216	2 250	2 330	2 363	2 245	2 255
	學額	Accommodation	52 786	53 963	56 265	59 855	61 623	60 948	62 325	66 250	68 623	62 779	61 768
	學生人數	Enrolment	49 740	51 604	54 548	58 859	60 486	59 896	61 293	64 700	66 131	58 916	57 273
	重讀生人數	Repeaters	461	424	366	340	337	323	321	346	348	419	449
小三 Primary 3	班數	Classes	1 920	1 920	1 963	2 057	2 182	2 232	2 222	2 258	2 342	2 351	2 232
	學額	Accommodation	53 131	52 719	53 772	56 331	59 673	61 696	60 972	62 553	66 511	68 170	61 680
	學生人數	Enrolment	50 558	50 131	51 921	54 972	58 931	60 735	60 111	61 238	64 804	64 603	57 037
	重讀生人數	Repeaters	367	316	288	272	249	260	275	288	273	304	517
小四 Primary 4	班數	Classes	1 881	1 930	1 922	1 967	2 061	2 180	2 226	2 225	2 269	2 335	2 337
	學額	Accommodation	57 076	53 300	52 809	53 880	56 346	59 639	61 544	61 066	62 665	65 990	66 855
	學生人數	Enrolment	53 656	51 322	50 686	52 494	55 203	59 292	61 098	60 351	61 436	63 303	62 072
	重讀生人數	Repeaters	625	504	384	378	320	324	315	359	323	304	428
小五 Primary 5	班數	Classes	1 875	1 886	1 936	1 929	1 966	2 063	2 184	2 229	2 235	2 260	2 312
	學額	Accommodation	60 185	57 276	53 460	52 840	53 732	56 277	59 597	61 631	61 041	62 096	64 555
	學生人數	Enrolment	56 498	53 878	51 648	50 945	52 445	55 240	59 178	60 829	60 283	59 631	60 158
	重讀生人數	Repeaters	346	203	220	170	207	162	155	154	190	105	229
小六 Primary 6	班數	Classes	1 973	1 861	1 864	1 918	1 916	1 960	2 057	2 177	2 224	2 227	2 244
	學額	Accommodation	63 790	59 627	56 465	52 829	52 380	53 537	56 059	59 405	61 299	60 778	61 077
	學生人數	Enrolment	61 032	55 824	53 041	50 948	50 173	51 984	54 768	58 433	60 109	58 377	56 335
	重讀生人數	Repeaters	14	21	19	18	13	28	10	31	29	30	14

註： (1) 數字包括普通小學，但不包括特殊學校。
(2) 數字一般反映該年9月中的情況，除2020年反映10月中外。
(3) 在很少數的非公營學校中，開辦班數涉及少數的混合班，即一班內有不同級別的學生於同一課室上課。於計算每所學校總班數時，混合班只會視作一班計算。當計算按級別劃分的班數時，混合班會根據不同級別學生人數的比例分拆，並按四捨五入以整數表列。因此，個別級別的開辦班數合計起來可能與學校的總班數不同。
(4) 學額數字指有關學校的預設學位數目。

Notes: (1) Figures include ordinary primary schools, but not special schools.
(2) Figures generally refer to the position as at mid-September of the respective years, except as at mid-October for 2020.
(3) Figures on operating classes in a very small number of non-public sector schools involve a small number of combined classes, i.e. classes operated in the same classroom comprising students of different grades. When counting the total number of classes in a school, a combined class is treated as one class. When counting the number of classes broken down by grade, a combined class is split into different classes in proportion to the number of students from each grade and the numbers are rounded to the nearest integer. Accordingly, figures on operating classes for individual grades may not add up to the total number of classes in schools.
(4) Figures on accommodation refer to the planned number of school places offered by the schools concerned.

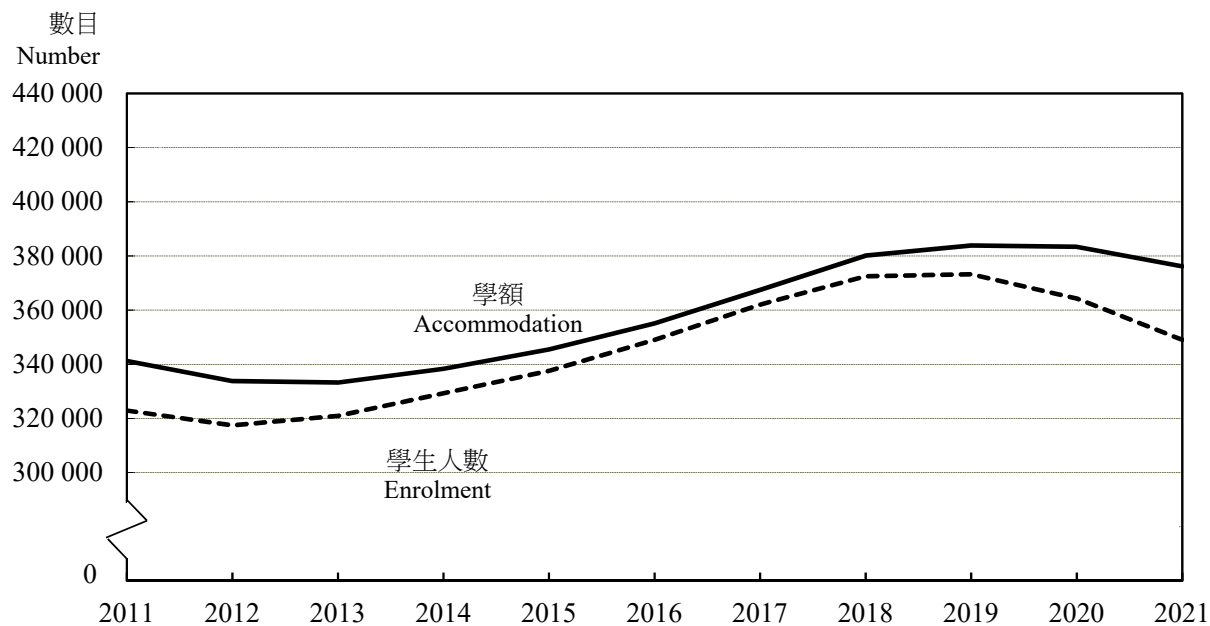
3.2 2011年至2021年小學開辦班數、學額、學生人數及重讀生人數 — 按學校類別統計
Operating Classes, Accommodation, Student Enrolment and Repeaters in Primary Schools by Sector, 2011-2021

學校類別 Sector			2011	2012	2013	2014	2015	2016	2017	2018	2019	2020	2021
各類學校合計 All Sectors	班數	Classes	11 566	11 666	11 955	12 334	12 618	12 931	13 317	13 610	13 725	13 713	13 627
	學額	Accommodation	341 204	333 792	333 239	338 324	345 485	355 112	367 466	380 124	383 845	383 379	376 156
	學生人數	Enrolment	322 881	317 442	320 918	329 300	337 558	349 008	362 049	372 465	373 228	364 257	348 994
	重讀生人數	Repeaters	2 347	1 923	1 725	1 664	1 610	1 506	1 471	1 608	1 765	1 623	2 097
官立 Government	班數	Classes	778	782	802	819	832	843	856	864	859	851	830
	學額	Accommodation	22 233	21 429	21 197	21 172	21 452	21 777	22 380	23 059	23 098	22 971	22 478
	學生人數	Enrolment	21 615	20 972	20 979	21 131	21 466	22 000	22 618	23 159	23 043	22 393	21 084
	重讀生人數	Repeaters	98	59	71	67	75	56	51	49	57	98	107
資助 Aided	班數	Classes	8 658	8 672	8 887	9 168	9 394	9 639	9 930	10 138	10 184	10 164	10 089
	學額	Accommodation	250 780	242 451	240 703	243 822	249 577	256 939	266 776	275 797	278 027	277 550	275 103
	學生人數	Enrolment	244 003	237 555	238 888	245 022	251 540	260 482	270 839	278 732	278 030	270 930	258 571
	重讀生人數	Repeaters	1 739	1 376	1 244	1 137	1 037	972	965	1 005	1 144	1 245	1 632
直接資助計劃 DSS	班數	Classes	479	488	502	510	515	518	525	526	532	534	536
	學額	Accommodation	15 288	15 438	15 598	15 909	15 862	16 125	16 173	16 413	16 432	16 503	16 568
	學生人數	Enrolment	14 082	14 275	14 562	14 839	15 120	15 326	15 590	15 759	15 935	15 918	15 744
	重讀生人數	Repeaters	160	138	102	101	117	113	101	116	140	113	135
國際 International	班數	Classes	756	801	829	868	871	887	919	945	960	964	971
	學額	Accommodation	20 063	21 130	21 544	22 326	22 430	22 940	23 803	24 664	25 012	24 993	25 167
	學生人數	Enrolment	18 089	18 844	19 492	20 193	20 439	21 093	21 912	22 720	23 156	22 783	22 933
	重讀生人數	Repeaters	79	71	56	65	42	52	72	85	60	36	11
其他私立 Other Private	班數	Classes	895	923	935	969	1 006	1 044	1 087	1 137	1 190	1 200	1 201
	學額	Accommodation	32 840	33 344	34 197	35 095	36 164	37 331	38 334	40 191	41 276	41 362	36 840
	學生人數	Enrolment	25 092	25 796	26 997	28 115	28 993	30 107	31 090	32 095	33 064	32 233	30 662
	重讀生人數	Repeaters	271	279	252	294	339	313	282	353	364	131	212

註：(1) 數字包括普通小學，但不包括特殊學校。
(2) 數字一般反映該年9月中的情況，除2020年反映10月中外。
(3) 學額數字指有關學校的預設學位數目。
(4) 部分非公營學校開辦非本地正規課程。

Notes: (1) Figures include ordinary primary schools, but not special schools.
(2) Figures generally refer to the position as at mid-September of the respective years, except as at mid-October for 2020.
(3) Figures on accommodation refer to the planned number of school places offered by the schools concerned.
(4) Some of the non-public sector schools operate non-local formal curriculum courses.

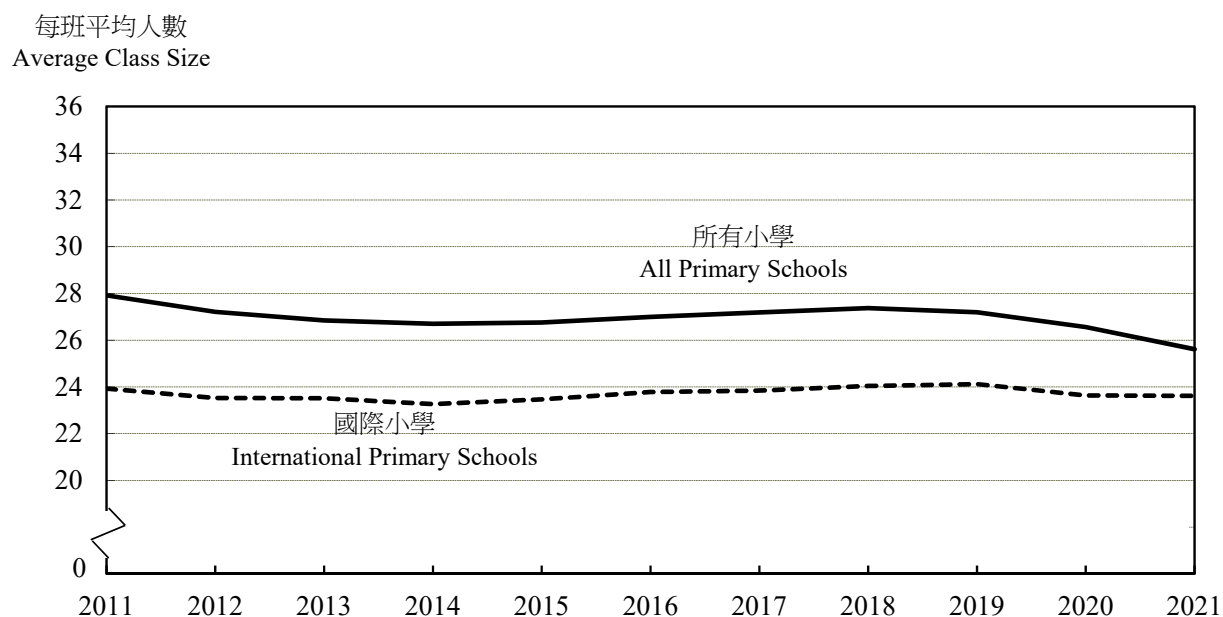
圖 9 2011年至2021年小學學額及學生人數
Chart 9 Accommodation and Student Enrolment in Primary Schools, 2011-2021



- 註：
- (1) 數字包括普通小學，但不包括特殊學校。
 - (2) 數字一般反映該年9月中的情況，除2020年反映10月中外。
 - (3) 學額數字指有關學校的預設學位數目。

- Notes:
- (1) Figures include ordinary primary schools, but not special schools.
 - (2) Figures generally refer to the position as at mid-September of the respective years, except as at mid-October for 2020.
 - (3) Figures on accommodation refer to the planned number of school places offered by the schools concerned.

圖 10 2011年至2021年小學每班平均人數
Chart 10 Average Class Size in Primary Schools, 2011-2021



- 註：
- (1) 數字包括普通小學，但不包括特殊學校。
 - (2) 數字一般反映該年9月中的情況，除2020年反映10月中外。

- Notes:
- (1) Figures include ordinary primary schools, but not special schools.
 - (2) Figures generally refer to the position as at mid-September of the respective years, except as at mid-October for 2020.

3.3 2021年小學開辦班數、學額、學生人數及重讀生人數 — 按學校類別及級別統計
Operating Classes, Accommodation, Student Enrolment and Repeaters in Primary Schools by Sector and Grade, 2021

學校類別 Sector		所有級別 All Grades	小一 P1	小二 P2	小三 P3	小四 P4	小五 P5	小六 P6
各類學校合計 All Sectors	班數 Classes	13 627	2 245	2 255	2 232	2 337	2 312	2 244
	學額 Accommodation	376 156	60 221	61 768	61 680	66 855	64 555	61 077
	學生人數 Enrolment	348 994	56 119	57 273	57 037	62 072	60 158	56 335
	重讀生人數 Repeaters	2 097	460	449	517	428	229	14
官立 Government	班數 Classes	830	126	134	135	149	146	140
	學額 Accommodation	22 478	3 392	3 533	3 623	4 280	3 985	3 665
	學生人數 Enrolment	21 084	3 128	3 345	3 368	3 938	3 769	3 536
	重讀生人數 Repeaters	107	17	26	29	24	11	-
資助 Aided	班數 Classes	10 089	1 617	1 661	1 643	1 737	1 735	1 696
	學額 Accommodation	275 103	42 576	44 764	44 771	49 480	48 038	45 474
	學生人數 Enrolment	258 571	40 251	41 810	41 880	46 369	45 455	42 806
	重讀生人數 Repeaters	1 632	336	362	423	336	170	5
直接資助計劃 DSS	班數 Classes	536	91	91	91	91	83	89
	學額 Accommodation	16 568	2 807	2 807	2 785	2 789	2 591	2 789
	學生人數 Enrolment	15 744	2 770	2 721	2 735	2 693	2 383	2 442
	重讀生人數 Repeaters	135	46	21	24	25	13	6
國際 International	班數 Classes	971	197	160	159	155	152	147
	學額 Accommodation	25 167	4 888	4 181	4 146	4 075	4 040	3 837
	學生人數 Enrolment	22 933	4 399	3 865	3 736	3 762	3 637	3 534
	重讀生人數 Repeaters	11	9	-	-	-	1	1
其他私立 Other Private	班數 Classes	1 201	214	209	204	206	196	173
	學額 Accommodation	36 840	6 558	6 483	6 355	6 231	5 901	5 312
	學生人數 Enrolment	30 662	5 571	5 532	5 318	5 310	4 914	4 017
	重讀生人數 Repeaters	212	52	40	41	43	34	2

- 註： (1) 數字包括普通小學，但不包括特殊學校。
(2) 數字反映2021年9月15日的情況。
(3) 在很少數的非公營學校中，開辦班數涉及少數的混合班，即一班內有不同級別的學生於同一課室上課。於計算每所學校總班數時，混合班只會視作一班計算。當計算按級別劃分的班數時，混合班會根據不同級別學生人數的比例分拆，並按四捨五入以整數表列。因此，個別級別的開辦班數合計起來可能與學校的總班數不同。
(4) 學額數字指有關學校的預設學位數目。
(5) 部分非公營學校開辦非本地正規課程。
(6) 國際學校小一級別的數字涵蓋預備班。

- Notes: (1) Figures include ordinary primary schools, but not special schools.
(2) Figures refer to the position as at 15 September 2021.
(3) Figures on operating classes in a very small number of non-public sector schools involve a small number of combined classes, i.e. classes operated in the same classroom comprising students of different grades. When counting the total number of classes in a school, a combined class is treated as one class. When counting the number of classes broken down by grade, a combined class is split into different classes in proportion to the number of students from each grade and the numbers are rounded to the nearest integer. Accordingly, figures on operating classes for individual grades may not add up to the total number of classes in schools.
(4) Figures on accommodation refer to the planned number of school places offered by the schools concerned.
(5) Some of the non-public sector schools operate non-local formal curriculum courses.
(6) Figures for Primary1 in international schools cover preparatory classes.

3.4 2021年小學開辦班數、學額及學生人數 — 按學校宗教背景統計
Operating Classes, Accommodation and Student Enrolment in Primary Schools by Religious Background of School, 2021

學校宗教背景 Religious Background of School		班數 Classes	學額 Accommodation	學生人數 Enrolment
所有學校	All	13 627	376 156	348 994
無宗教	No Religion	5 818	158 217	145 157
基督教	Christianity/Protestantism	4 498	126 446	118 865
天主教	Catholicism	2 568	71 887	67 256
佛教	Buddhism	365	9 986	9 213
道教	Taoism	217	5 677	5 208
儒釋道三教	Confucianism, Buddhism and Taoism	98	2 400	2 136
其他	Others	63	1 543	1 159

註： (1) 數字包括普通小學，但不包括特殊學校。
 (2) 數字反映2021年9月15日的情況。
 (3) 學額數字指有關學校的預設學位數目。

Notes: (1) Figures include ordinary primary schools, but not special schools.
 (2) Figures refer to the position as at 15 September 2021.
 (3) Figures on accommodation refer to the planned number of school places offered by the schools concerned.

3.5 2021年小學開辦班數 — 按分區及級別統計 Operating Classes in Primary Schools by District and Grade, 2021

(A) 所有學校 All Schools

分區 District		所有級別 All Grades	小一 P1	小二 P2	小三 P3	小四 P4	小五 P5	小六 P6
所有分區	All Districts	13 627	2 245	2 255	2 232	2 337	2 312	2 244
香港島	Hong Kong Island	2 401	412	397	395	408	404	384
中西區	Central & Western	450	75	76	75	75	75	74
灣仔	Wan Chai	498	84	83	84	85	84	78
東區	Eastern	822	134	133	133	142	140	140
南區	Southern	631	119	105	103	106	105	92
九龍	Kowloon	4 270	712	716	709	718	722	692
深水埗	Sham Shui Po	805	138	140	135	132	133	127
油尖旺	Yau Tsim Mong	573	97	97	97	96	95	91
九龍城	Kowloon City	1 211	213	203	204	202	198	191
黃大仙	Wong Tai Sin	684	107	112	111	116	120	118
觀塘	Kwun Tong	997	157	164	162	172	176	165
新界	New Territories	6 956	1 120	1 142	1 127	1 211	1 187	1 168
荃灣	Tsuen Wan	476	77	77	77	82	82	81
屯門	Tuen Mun	940	150	155	154	156	161	164
元朗	Yuen Long	1 233	194	200	197	214	214	214
北區	North	661	102	103	106	120	116	114
大埔	Tai Po	594	98	100	99	106	94	97
沙田	Sha Tin	1 175	191	195	190	199	204	196
西貢	Sai Kung	785	132	134	129	139	126	125
離島	Islands	363	60	59	60	66	62	55
葵青	Kwai Tsing	729	116	119	115	129	128	122

- 註： (1) 數字包括普通小學，但不包括特殊學校。
(2) 數字反映2021年9月15日的情況。
(3) 在很少數的非公營學校中，數字涉及少數的混合班，即一班內有不同級別的學生於同一課室上課。於計算每所學校總班數時，混合班只會視作一班計算。當計算按級別劃分的班數時，混合班會根據不同級別學生人數的比例分拆，並按四捨五入以整數表列。因此，個別級別的開辦班數合計起來可能與學校的總班數不同。
(4) 學校分區按其校舍所在的區議會分區劃分，由2019年開始，設在臨時校舍的學校會按其校舍原址所在的區議會分區劃分。

- Notes: (1) Figures include ordinary primary schools, but not special schools.
(2) Figures refer to the position as at 15 September 2021.
(3) Figures in a very small number of non-public sector schools involve a small number of combined classes, i.e. classes operated in the same classroom comprising students of different grades. When counting the total number of classes in a school, a combined class is treated as one class. When counting the number of classes broken down by grade, a combined class is split into different classes in proportion to the number of students from each grade and the numbers are rounded to the nearest integer. Accordingly, figures on operating classes for individual grades may not add up to the total number of classes in schools.
(4) School districts are delineated by the District Council districts of the school premises. Starting from 2019, the districts for schools with decanting premises are based on the District Council districts of the original premises.

3.5 (續) 2021年小學開辦班數 — 按分區及級別統計
(Cont'd) Operating Classes in Primary Schools by District and Grade, 2021

(B) 公營及直接資助計劃學校
Public Sector and Direct Subsidy Scheme Schools

分區 District		所有級別 All Grades	小一 P1	小二 P2	小三 P3	小四 P4	小五 P5	小六 P6
所有分區	All Districts	11 455	1 834	1 886	1 869	1 977	1 964	1 925
香港島	Hong Kong Island	1 556	248	255	257	268	266	262
中西區	Central & Western	309	50	51	51	51	53	53
灣仔	Wan Chai	320	51	52	53	56	55	53
東區	Eastern	659	104	108	109	114	112	112
南區	Southern	268	43	44	44	47	46	44
九龍	Kowloon	3 407	554	567	560	574	585	567
深水埗	Sham Shui Po	586	97	102	98	96	96	97
油尖旺	Yau Tsim Mong	513	84	86	86	85	87	85
九龍城	Kowloon City	776	130	130	129	130	130	127
黃大仙	Wong Tai Sin	602	94	98	97	102	107	104
觀塘	Kwun Tong	930	149	151	150	161	165	154
新界	New Territories	6 492	1 032	1 064	1 052	1 135	1 113	1 096
荃灣	Tsuen Wan	470	76	76	76	81	81	80
屯門	Tuen Mun	908	145	150	149	151	156	157
元朗	Yuen Long	1 200	188	194	191	209	209	209
北區	North	661	102	103	106	120	116	114
大埔	Tai Po	491	78	83	83	89	78	80
沙田	Sha Tin	1 074	174	178	173	182	187	180
西貢	Sai Kung	672	108	114	111	120	109	110
離島	Islands	287	45	47	48	54	49	44
葵青	Kwai Tsing	729	116	119	115	129	128	122

- 註： (1) 數字包括普通小學，但不包括特殊學校。
(2) 數字反映2021年9月15日的情況。
(3) 在很少數的非公營學校中，數字涉及少數的混合班，即一班內有不同級別的學生於同一課室上課。於計算每所學校總班數時，混合班只會視作一班計算。當計算按級別劃分的班數時，混合班會根據不同級別學生人數的比例分拆，並按四捨五入以整數表列。因此，個別級別的開辦班數合計起來可能與學校的總班數不同。
(4) 部分非公營學校開辦非本地正規課程。
(5) 學校分區按其校舍所在的區議會分區劃分，由2019年開始，設在臨時校舍的學校會按其校舍原址所在的區議會分區劃分。

- Notes: (1) Figures include ordinary primary schools, but not special schools.
(2) Figures refer to the position as at 15 September 2021.
(3) Figures in a very small number of non-public sector schools involve a small number of combined classes, i.e. classes operated in the same classroom comprising students of different grades. When counting the total number of classes in a school, a combined class is treated as one class. When counting the number of classes broken down by grade, a combined class is split into different classes in proportion to the number of students from each grade and the numbers are rounded to the nearest integer. Accordingly, figures on operating classes for individual grades may not add up to the total number of classes in schools.
(4) Some of the non-public sector schools operate non-local formal curriculum courses.
(5) School districts are delineated by the District Council districts of the school premises. Starting from 2019, the districts for schools with decanting premises are based on the District Council districts of the original premises.

3.5 (續) 2021年小學開辦班數 — 按分區及級別統計
(Cont'd) Operating Classes in Primary Schools by District and Grade, 2021

(C) 國際及其他私立學校
International and Other Private Schools

分區 District		所有級別 All Grades	小一 P1	小二 P2	小三 P3	小四 P4	小五 P5	小六 P6
所有分區	All Districts	2 172	411	369	363	360	348	319
香港島	Hong Kong Island	845	164	142	138	140	138	122
中西區	Central & Western	141	25	25	24	24	22	21
灣仔	Wan Chai	178	33	31	31	29	29	25
東區	Eastern	163	30	25	24	28	28	28
南區	Southern	363	76	61	59	59	59	48
九龍	Kowloon	863	158	149	149	144	137	125
深水埗	Sham Shui Po	219	41	38	37	36	37	30
油尖旺	Yau Tsim Mong	60	13	11	11	11	8	6
九龍城	Kowloon City	435	83	73	75	72	68	64
黃大仙	Wong Tai Sin	82	13	14	14	14	13	14
觀塘	Kwun Tong	67	8	13	12	11	11	11
新界	New Territories	464	88	78	75	76	74	72
荃灣	Tsuen Wan	6	1	1	1	1	1	1
屯門	Tuen Mun	32	5	5	5	5	5	7
元朗	Yuen Long	33	6	6	6	5	5	5
北區	North	-	-	-	-	-	-	-
大埔	Tai Po	103	20	17	16	17	16	17
沙田	Sha Tin	101	17	17	17	17	17	16
西貢	Sai Kung	113	24	20	18	19	17	15
離島	Islands	76	15	12	12	12	13	11
葵青	Kwai Tsing	-	-	-	-	-	-	-

- 註： (1) 數字包括普通小學，但不包括特殊學校。
(2) 數字反映2021年9月15日的情況。
(3) 在很少數的非公營學校中，數字涉及少數的混合班，即一班內有不同級別的學生於同一課室上課。於計算每所學校總班數時，混合班只會視作一班計算。當計算按級別劃分的班數時，混合班會根據不同級別學生人數的比例分拆，並按四捨五入以整數表列。因此，個別級別的開辦班數合計起來可能與學校的總班數不同。
(4) 部分非公營學校開辦非本地正規課程。
(5) 學校分區按其校舍所在的區議會分區劃分，由2019年開始，設在臨時校舍的學校會按其校舍原址所在的區議會分區劃分。

- Notes: (1) Figures include ordinary primary schools, but not special schools.
(2) Figures refer to the position as at 15 September 2021.
(3) Figures in a very small number of non-public sector schools involve a small number of combined classes, i.e. classes operated in the same classroom comprising students of different grades. When counting the total number of classes in a school, a combined class is treated as one class. When counting the number of classes broken down by grade, a combined class is split into different classes in proportion to the number of students from each grade and the numbers are rounded to the nearest integer. Accordingly, figures on operating classes for individual grades may not add up to the total number of classes in schools.
(4) Some of the non-public sector schools operate non-local formal curriculum courses.
(5) School districts are delineated by the District Council districts of the school premises. Starting from 2019, the districts for schools with decanting premises are based on the District Council districts of the original premises.

3.6 2021年小學學額 — 按分區及級別統計 Accommodation in Primary Schools by District and Grade, 2021

(A) 所有學校 All Schools

分區 District		所有級別 All Grades	小一 P1	小二 P2	小三 P3	小四 P4	小五 P5	小六 P6
所有分區	All Districts	376 156	60 221	61 768	61 680	66 855	64 555	61 077
香港島	Hong Kong Island	65 960	11 147	10 941	10 912	11 519	10 966	10 475
中西區	Central & Western	12 652	2 048	2 149	2 095	2 265	2 071	2 024
灣仔	Wan Chai	14 277	2 513	2 383	2 409	2 395	2 338	2 239
東區	Eastern	23 029	3 718	3 704	3 768	4 138	3 844	3 857
南區	Southern	16 002	2 868	2 705	2 640	2 721	2 713	2 355
九龍	Kowloon	121 003	19 693	20 275	20 240	21 224	20 457	19 114
深水埗	Sham Shui Po	24 494	4 112	4 188	4 045	4 194	4 301	3 654
油尖旺	Yau Tsim Mong	16 407	2 671	2 761	2 786	2 998	2 629	2 562
九龍城	Kowloon City	34 872	5 964	5 764	5 911	6 048	5 727	5 458
黃大仙	Wong Tai Sin	17 970	2 765	2 950	2 915	3 060	3 175	3 105
觀塘	Kwun Tong	27 260	4 181	4 612	4 583	4 924	4 625	4 335
新界	New Territories	189 193	29 381	30 552	30 528	34 112	33 132	31 488
荃灣	Tsuen Wan	13 508	2 090	2 170	2 258	2 408	2 394	2 188
屯門	Tuen Mun	24 583	3 863	3 918	3 938	4 374	4 338	4 152
元朗	Yuen Long	33 075	5 104	5 337	5 275	5 836	5 842	5 681
北區	North	18 515	2 575	2 775	2 845	3 458	3 501	3 361
大埔	Tai Po	16 947	2 558	2 588	2 604	3 165	3 042	2 990
沙田	Sha Tin	33 737	5 253	5 594	5 663	6 176	5 850	5 201
西貢	Sai Kung	20 060	3 334	3 446	3 314	3 549	3 203	3 214
離島	Islands	9 169	1 475	1 520	1 527	1 692	1 558	1 397
葵青	Kwai Tsing	19 599	3 129	3 204	3 104	3 454	3 404	3 304

- 註： (1) 數字包括普通小學，但不包括特殊學校。
(2) 數字反映2021年9月15日的情況。
(3) 學額數字指有關學校的預設學位數目。
(4) 學校分區按其校舍所在的區議會分區劃分，由2019年開始，設在臨時校舍的學校會按其校舍原址所在的區議會分區劃分。

- Notes: (1) Figures include ordinary primary schools, but not special schools.
(2) Figures refer to the position as at 15 September 2021.
(3) Figures on accommodation refer to the planned number of school places offered by the schools concerned.
(4) School districts are delineated by the District Council districts of the school premises. Starting from 2019, the districts for schools with decanting premises are based on the District Council districts of the original premises.

3.6 (續) 2021年小學學額 — 按分區及級別統計
(Cont'd) Accommodation in Primary Schools by District and Grade, 2021

(B) 公營及直接資助計劃學校
Public Sector and Direct Subsidy Scheme Schools

分區 District		所有級別 All Grades	小一 P1	小二 P2	小三 P3	小四 P4	小五 P5	小六 P6
所有分區	All Districts	314 149	48 775	51 104	51 179	56 549	54 614	51 928
香港島	Hong Kong Island	42 414	6 679	6 903	7 021	7 608	7 139	7 064
中西區	Central & Western	8 505	1 360	1 385	1 385	1 530	1 435	1 410
灣仔	Wan Chai	8 485	1 385	1 360	1 410	1 485	1 435	1 410
東區	Eastern	18 342	2 847	2 976	3 054	3 346	3 047	3 072
南區	Southern	7 082	1 087	1 182	1 172	1 247	1 222	1 172
九龍	Kowloon	94 315	14 895	15 633	15 554	16 776	16 242	15 215
深水埗	Sham Shui Po	17 521	2 856	2 953	2 839	3 043	3 129	2 701
油尖旺	Yau Tsim Mong	14 501	2 293	2 425	2 428	2 650	2 365	2 340
九龍城	Kowloon City	21 790	3 512	3 537	3 622	3 906	3 701	3 512
黃大仙	Wong Tai Sin	15 110	2 300	2 450	2 425	2 570	2 720	2 645
觀塘	Kwun Tong	25 393	3 934	4 268	4 240	4 607	4 327	4 017
新界	New Territories	177 420	27 201	28 568	28 604	32 165	31 233	29 649
荃灣	Tsuen Wan	13 439	2 080	2 154	2 250	2 390	2 385	2 180
屯門	Tuen Mun	23 853	3 747	3 802	3 822	4 258	4 222	4 002
元朗	Yuen Long	32 306	4 960	5 197	5 135	5 721	5 727	5 566
北區	North	18 515	2 575	2 775	2 845	3 458	3 501	3 361
大埔	Tai Po	14 010	2 010	2 115	2 145	2 670	2 574	2 496
沙田	Sha Tin	31 058	4 805	5 146	5 215	5 724	5 398	4 770
西貢	Sai Kung	17 420	2 795	2 970	2 883	3 115	2 792	2 865
離島	Islands	7 220	1 100	1 205	1 205	1 375	1 230	1 105
葵青	Kwai Tsing	19 599	3 129	3 204	3 104	3 454	3 404	3 304

- 註： (1) 數字包括普通小學，但不包括特殊學校。
(2) 數字反映2021年9月15日的情況。
(3) 學額數字指有關學校的預設學位數目。
(4) 部分非公營學校開辦非本地正規課程。
(5) 學校分區按其校舍所在的區議會分區劃分，由2019年開始，設在臨時校舍的學校會按其校舍原址所在的區議會分區劃分。

- Notes: (1) Figures include ordinary primary schools, but not special schools.
(2) Figures refer to the position as at 15 September 2021.
(3) Figures on accommodation refer to the planned number of school places offered by the schools concerned.
(4) Some of the non-public sector schools operate non-local formal curriculum courses.
(5) School districts are delineated by the District Council districts of the school premises. Starting from 2019, the districts for schools with decanting premises are based on the District Council districts of the original premises.

3.6 (續) 2021年小學學額 — 按分區及級別統計
(Cont'd) Accommodation in Primary Schools by District and Grade, 2021

(C) 國際及其他私立學校
International and Other Private Schools

分區 District		所有級別 All Grades	小一 P1	小二 P2	小三 P3	小四 P4	小五 P5	小六 P6
所有分區	All Districts	62 007	11 446	10 664	10 501	10 306	9 941	9 149
香港島	Hong Kong Island	23 546	4 468	4 038	3 891	3 911	3 827	3 411
中西區	Central & Western	4 147	688	764	710	735	636	614
灣仔	Wan Chai	5 792	1 128	1 023	999	910	903	829
東區	Eastern	4 687	871	728	714	792	797	785
南區	Southern	8 920	1 781	1 523	1 468	1 474	1 491	1 183
九龍	Kowloon	26 688	4 798	4 642	4 686	4 448	4 215	3 899
深水埗	Sham Shui Po	6 973	1 256	1 235	1 206	1 151	1 172	953
油尖旺	Yau Tsim Mong	1 906	378	336	358	348	264	222
九龍城	Kowloon City	13 082	2 452	2 227	2 289	2 142	2 026	1 946
黃大仙	Wong Tai Sin	2 860	465	500	490	490	455	460
觀塘	Kwun Tong	1 867	247	344	343	317	298	318
新界	New Territories	11 773	2 180	1 984	1 924	1 947	1 899	1 839
荃灣	Tsuen Wan	69	10	16	8	18	9	8
屯門	Tuen Mun	730	116	116	116	116	116	150
元朗	Yuen Long	769	144	140	140	115	115	115
北區	North	-	-	-	-	-	-	-
大埔	Tai Po	2 937	548	473	459	495	468	494
沙田	Sha Tin	2 679	448	448	448	452	452	431
西貢	Sai Kung	2 640	539	476	431	434	411	349
離島	Islands	1 949	375	315	322	317	328	292
葵青	Kwai Tsing	-	-	-	-	-	-	-

- 註： (1) 數字包括普通小學，但不包括特殊學校。
(2) 數字反映2021年9月15日的情況。
(3) 學額數字指有關學校的預設學位數目。
(4) 部分非公營學校開辦非本地正規課程。
(5) 學校分區按其校舍所在的區議會分區劃分，由2019年開始，設在臨時校舍的學校會按其校舍原址所在的區議會分區劃分。

- Notes: (1) Figures include ordinary primary schools, but not special schools.
(2) Figures refer to the position as at 15 September 2021.
(3) Figures on accommodation refer to the planned number of school places offered by the schools concerned.
(4) Some of the non-public sector schools operate non-local formal curriculum courses.
(5) School districts are delineated by the District Council districts of the school premises. Starting from 2019, the districts for schools with decanting premises are based on the District Council districts of the original premises.

3.7 2021年小學學生人數 — 按分區及級別統計 Student Enrolment in Primary Schools by District and Grade, 2021

(A) 所有學校 All Schools

分區 District		所有級別 All Grades	小一 P1	小二 P2	小三 P3	小四 P4	小五 P5	小六 P6
所有分區	All Districts	348 994	56 119	57 273	57 037	62 072	60 158	56 335
香港島	Hong Kong Island	59 226	10 090	9 895	9 849	10 377	9 908	9 107
中西區	Central & Western	11 000	1 790	1 911	1 862	1 945	1 815	1 677
灣仔	Wan Chai	12 787	2 229	2 186	2 172	2 213	2 097	1 890
東區	Eastern	20 773	3 388	3 313	3 358	3 727	3 518	3 469
南區	Southern	14 666	2 683	2 485	2 457	2 492	2 478	2 071
九龍	Kowloon	112 804	18 420	18 749	18 677	19 865	19 137	17 956
深水埗	Sham Shui Po	22 673	3 758	3 877	3 775	3 949	3 895	3 419
油尖旺	Yau Tsim Mong	15 195	2 546	2 593	2 581	2 659	2 436	2 380
九龍城	Kowloon City	32 098	5 592	5 360	5 366	5 586	5 234	4 960
黃大仙	Wong Tai Sin	16 436	2 464	2 617	2 640	2 884	2 966	2 865
觀塘	Kwun Tong	26 402	4 060	4 302	4 315	4 787	4 606	4 332
新界	New Territories	176 964	27 609	28 629	28 511	31 830	31 113	29 272
荃灣	Tsuen Wan	12 907	2 034	2 158	2 136	2 259	2 241	2 079
屯門	Tuen Mun	23 208	3 646	3 682	3 762	4 061	4 142	3 915
元朗	Yuen Long	30 921	4 827	5 032	4 893	5 463	5 473	5 233
北區	North	17 482	2 407	2 572	2 687	3 297	3 353	3 166
大埔	Tai Po	15 477	2 390	2 473	2 396	2 851	2 709	2 658
沙田	Sha Tin	32 256	5 054	5 259	5 366	5 831	5 671	5 075
西貢	Sai Kung	17 839	2 965	3 066	2 928	3 228	2 874	2 778
離島	Islands	8 402	1 309	1 395	1 408	1 571	1 437	1 282
葵青	Kwai Tsing	18 472	2 977	2 992	2 935	3 269	3 213	3 086

註： (1) 數字包括普通小學，但不包括特殊學校。

(2) 數字反映2021年9月15日的情況。

(3) 學校分區按其校舍所在的區議會分區劃分，由2019年開始，設在臨時校舍的學校會按其校舍原址所在的區議會分區劃分。

Notes: (1) Figures include ordinary primary schools, but not special schools.

(2) Figures refer to the position as at 15 September 2021.

(3) School districts are delineated by the District Council districts of the school premises. Starting from 2019, the districts for schools with decanting premises are based on the District Council districts of the original premises.

3.7 (續) 2021年小學學生人數 — 按分區及級別統計
(Cont'd) Student Enrolment in Primary Schools by District and Grade, 2021

(B) 公營及直接資助計劃學校
Public Sector and Direct Subsidy Scheme Schools

分區 District		所有級別 All Grades	小一 P1	小二 P2	小三 P3	小四 P4	小五 P5	小六 P6
所有分區	All Districts	295 399	46 149	47 876	47 983	53 000	51 607	48 784
香港島	Hong Kong Island	38 437	6 123	6 271	6 395	6 878	6 534	6 236
中西區	Central & Western	7 647	1 224	1 263	1 275	1 358	1 306	1 221
灣仔	Wan Chai	7 909	1 283	1 300	1 324	1 400	1 349	1 253
東區	Eastern	16 691	2 619	2 676	2 755	3 041	2 817	2 783
南區	Southern	6 190	997	1 032	1 041	1 079	1 062	979
九龍	Kowloon	90 277	14 296	14 793	14 770	15 996	15 597	14 825
深水埗	Sham Shui Po	17 042	2 711	2 856	2 811	2 988	2 972	2 704
油尖旺	Yau Tsim Mong	13 686	2 267	2 315	2 292	2 381	2 223	2 208
九龍城	Kowloon City	20 714	3 404	3 392	3 426	3 656	3 483	3 353
黃大仙	Wong Tai Sin	14 078	2 085	2 220	2 239	2 468	2 569	2 497
觀塘	Kwun Tong	24 757	3 829	4 010	4 002	4 503	4 350	4 063
新界	New Territories	166 685	25 730	26 812	26 818	30 126	29 476	27 723
荃灣	Tsuen Wan	12 852	2 026	2 144	2 130	2 244	2 234	2 074
屯門	Tuen Mun	22 500	3 537	3 568	3 647	3 948	4 027	3 773
元朗	Yuen Long	30 369	4 739	4 927	4 798	5 374	5 387	5 144
北區	North	17 482	2 407	2 572	2 687	3 297	3 353	3 166
大埔	Tai Po	13 222	1 970	2 061	2 032	2 475	2 371	2 313
沙田	Sha Tin	29 614	4 607	4 815	4 924	5 388	5 234	4 646
西貢	Sai Kung	15 463	2 468	2 634	2 537	2 825	2 497	2 502
離島	Islands	6 711	999	1 099	1 128	1 306	1 160	1 019
葵青	Kwai Tsing	18 472	2 977	2 992	2 935	3 269	3 213	3 086

- 註： (1) 數字包括普通小學，但不包括特殊學校。
(2) 數字反映2021年9月15日的情況。
(3) 部分非公營學校開辦非本地正規課程。
(4) 學校分區按其校舍所在的區議會分區劃分，由2019年開始，設在臨時校舍的學校會按其校舍原址所在的區議會分區劃分。

- Notes: (1) Figures include ordinary primary schools, but not special schools.
(2) Figures refer to the position as at 15 September 2021.
(3) Some of the non-public sector schools operate non-local formal curriculum courses.
(4) School districts are delineated by the District Council districts of the school premises. Starting from 2019, the districts for schools with decanting premises are based on the District Council districts of the original premises.

3.7 (續) 2021年小學學生人數 — 按分區及級別統計
(Cont'd) Student Enrolment in Primary Schools by District and Grade, 2021

(C) 國際及其他私立學校
International and Other Private Schools

分區 District		所有級別 All Grades	小一 P1	小二 P2	小三 P3	小四 P4	小五 P5	小六 P6
所有分區	All Districts	53 595	9 970	9 397	9 054	9 072	8 551	7 551
香港島	Hong Kong Island	20 789	3 967	3 624	3 454	3 499	3 374	2 871
中西區	Central & Western	3 353	566	648	587	587	509	456
灣仔	Wan Chai	4 878	946	886	848	813	748	637
東區	Eastern	4 082	769	637	603	686	701	686
南區	Southern	8 476	1 686	1 453	1 416	1 413	1 416	1 092
九龍	Kowloon	22 527	4 124	3 956	3 907	3 869	3 540	3 131
深水埗	Sham Shui Po	5 631	1 047	1 021	964	961	923	715
油尖旺	Yau Tsim Mong	1 509	279	278	289	278	213	172
九龍城	Kowloon City	11 384	2 188	1 968	1 940	1 930	1 751	1 607
黃大仙	Wong Tai Sin	2 358	379	397	401	416	397	368
觀塘	Kwun Tong	1 645	231	292	313	284	256	269
新界	New Territories	10 279	1 879	1 817	1 693	1 704	1 637	1 549
荃灣	Tsuen Wan	55	8	14	6	15	7	5
屯門	Tuen Mun	708	109	114	115	113	115	142
元朗	Yuen Long	552	88	105	95	89	86	89
北區	North	-	-	-	-	-	-	-
大埔	Tai Po	2 255	420	412	364	376	338	345
沙田	Sha Tin	2 642	447	444	442	443	437	429
西貢	Sai Kung	2 376	497	432	391	403	377	276
離島	Islands	1 691	310	296	280	265	277	263
葵青	Kwai Tsing	-	-	-	-	-	-	-

- 註： (1) 數字包括普通小學，但不包括特殊學校。
(2) 數字反映2021年9月15日的情況。
(3) 部分非公營學校開辦非本地正規課程。
(4) 學校分區按其校舍所在的區議會分區劃分，由2019年開始，設在臨時校舍的學校會按其校舍原址所在的區議會分區劃分。

- Notes: (1) Figures include ordinary primary schools, but not special schools.
(2) Figures refer to the position as at 15 September 2021.
(3) Some of the non-public sector schools operate non-local formal curriculum courses.
(4) School districts are delineated by the District Council districts of the school premises. Starting from 2019, the districts for schools with decanting premises are based on the District Council districts of the original premises.

3.8 2021年小學學生人數 — 按級別、性別及年齡統計

Student Enrolment in Primary Schools by Grade, Sex and Age, 2021

級別 Grade	性別 Sex	所有歲數 All Ages	年齡 Age								
			≤ 5	6	7	8	9	10	11	12	≥ 13
所有級別 All Grades		348 994	16 063	55 157	55 017	57 526	62 574	58 332	39 862	3 674	789
	男 Male	181 255	7 885	28 462	28 321	29 940	32 500	30 402	21 172	2 090	483
	女 Female	167 739	8 178	26 695	26 696	27 586	30 074	27 930	18 690	1 584	306
小一 Primary 1		56 119	15 565	39 153	1 335	60	6	-	-	-	-
	男 Male	29 093	7 637	20 584	833	36	3	-	-	-	-
	女 Female	27 026	7 928	18 569	502	24	3	-	-	-	-
小二 Primary 2		57 273	498	15 448	39 348	1 866	104	7	2	-	-
	男 Male	29 496	248	7 593	20 430	1 155	66	3	1	-	-
	女 Female	27 777	250	7 855	18 918	711	38	4	1	-	-
小三 Primary 3		57 037	-	556	13 847	39 433	2 950	220	25	6	-
	男 Male	29 770	-	285	6 812	20 732	1 788	129	19	5	-
	女 Female	27 267	-	271	7 035	18 701	1 162	91	6	1	-
小四 Primary 4		62 072	-	-	486	15 600	42 910	2 720	316	32	8
	男 Male	32 202	-	-	245	7 738	22 376	1 631	193	14	5
	女 Female	29 870	-	-	241	7 862	20 534	1 089	123	18	3
小五 Primary 5		60 158	-	-	1	567	15 973	40 097	2 948	499	73
	男 Male	31 324	-	-	1	279	7 965	21 019	1 718	293	49
	女 Female	28 834	-	-	-	288	8 008	19 078	1 230	206	24
小六 Primary 6		56 335	-	-	-	-	631	15 288	36 571	3 137	708
	男 Male	29 370	-	-	-	-	302	7 620	19 241	1 778	429
	女 Female	26 965	-	-	-	-	329	7 668	17 330	1 359	279

註： (1) 數字包括普通小學，但不包括特殊學校。
(2) 數字反映2021年9月15日的情況。

Notes: (1) Figures include ordinary primary schools, but not special schools.
(2) Figures refer to the position as at 15 September 2021.

IV
中學
Secondary Schools

4.1 2011年至2021年中學日校開辦班數、學額、學生人數及重讀生人數 — 按級別統計
Operating Classes, Accommodation, Student Enrolment and Repeaters in Secondary Day Schools by Grade, 2011-2021

級別 Grade			2011	2012	2013	2014	2015	2016	2017	2018	2019	2020	2021
所有級別 All Grades	班數	Classes	14 466	13 240	12 960	12 719	12 463	12 215	12 153	12 095	12 130	12 219	12 313
	學額	Accommodation	521 647	470 964	448 914	426 677	407 769	394 064	387 186	381 242	381 644	383 405	387 117
	學生人數	Enrolment	467 087	418 787	395 345	373 131	352 609	338 152	330 804	325 498	327 394	329 011	325 927
	重讀生人數	Repeaters	14 020	14 207	13 540	12 585	11 560	10 692	9 945	9 362	8 829	7 043	9 793
中一 Secondary 1	班數	Classes	1 987	2 012	1 978	1 969	1 955	1 947	1 957	2 011	2 042	2 069	2 049
	學額	Accommodation	68 528	68 866	65 483	63 612	61 582	61 411	61 794	63 167	65 340	66 644	65 717
	學生人數	Enrolment	64 262	64 758	59 883	57 151	54 975	54 479	55 845	58 140	61 554	60 945	58 960
	重讀生人數	Repeaters	2 369	2 171	2 451	2 498	2 454	2 448	2 182	2 093	1 968	1 474	2 151
中二 Secondary 2	班數	Classes	2 163	1 992	2 011	1 974	1 962	1 945	1 950	1 954	2 004	2 039	2 072
	學額	Accommodation	75 242	68 748	69 006	65 550	63 765	61 654	61 633	61 888	63 203	65 808	66 560
	學生人數	Enrolment	69 216	64 017	64 324	59 427	56 339	54 424	54 414	55 603	57 870	60 293	58 687
	重讀生人數	Repeaters	2 501	2 118	2 103	2 140	2 023	1 939	1 888	1 831	1 740	1 264	2 076
中三 Secondary 3	班數	Classes	2 196	2 167	1 989	2 011	1 976	1 961	1 943	1 940	1 952	1 997	2 032
	學額	Accommodation	80 503	75 413	68 730	68 966	65 583	63 849	61 677	61 417	61 851	63 250	65 242
	學生人數	Enrolment	74 532	68 892	63 424	63 575	58 799	56 052	54 107	53 637	54 821	56 466	57 461
	重讀生人數	Repeaters	2 500	2 333	2 072	2 071	2 015	1 911	1 840	1 661	1 558	1 265	1 804
中四 Secondary 4	班數	Classes	2 309	2 296	2 265	2 100	2 099	2 049	2 007	1 982	1 985	1 996	2 028
	學額	Accommodation	86 198	81 000	75 860	69 016	69 287	65 996	63 985	61 845	61 752	61 701	63 109
	學生人數	Enrolment	77 279	73 246	67 647	62 208	61 939	57 637	54 969	52 793	52 206	52 776	53 443
	重讀生人數	Repeaters	3 644	3 273	3 093	2 810	2 570	2 533	2 390	2 234	2 141	1 758	2 181
中五 Secondary 5	班數	Classes	2 340	2 313	2 295	2 264	2 100	2 100	2 063	2 018	1 997	1 991	2 000
	學額	Accommodation	88 526	85 976	81 172	75 985	69 057	69 383	66 081	64 222	62 200	61 584	61 991
	學生人數	Enrolment	77 371	73 044	69 159	63 860	58 512	58 274	54 452	51 728	49 690	49 436	49 144
	重讀生人數	Repeaters	2 756	2 498	2 277	2 025	1 788	1 379	1 388	1 286	1 180	1 092	1 386
中六 Secondary 6	班數	Classes	2 372	2 365	2 320	2 291	2 258	2 096	2 106	2 059	2 025	1 995	1 995
	學額	Accommodation	89 446	88 653	86 175	80 972	75 850	69 015	69 178	65 758	64 253	61 606	61 784
	學生人數	Enrolment	72 628	72 971	68 849	64 774	59 835	55 023	54 669	51 206	48 824	46 792	45 971
	重讀生人數	Repeaters	35	1 812	1 524	1 035	705	479	253	256	242	187	192
中七 Secondary 7	班數	Classes	1 099	95	102	111	113	117	127	131	125	131	137
	學額	Accommodation	33 204	2 308	2 488	2 576	2 645	2 756	2 838	2 945	3 045	2 812	2 714
	學生人數	Enrolment	31 799	1 859	2 059	2 136	2 210	2 263	2 348	2 391	2 429	2 303	2 261
	重讀生人數	Repeaters	215	2	20	6	5	3	4	1	-	3	3

- 註：
- (1) 數字包括普通中學日校，但不包括特殊學校及由營辦補習班、職業訓練及成人教育的私立學校所開辦的日間中學課程。
 - (2) 數字一般反映該年9月中的情況，除2020年反映10月中外。
 - (3) 在很少數的非公營學校中，開辦班數涉及少數的混合班，即一班內有不同級別的學生於同一課室上課。於計算每所學校總班數時，混合班只會視作一班計算。當計算按級別劃分的班數時，混合班會根據不同級別學生人數的比例分拆，並按四捨五入以整數表列。因此，個別級別的開辦班數合計起來可能與學校的總班數不同。
 - (4) 學額數字指有關學校的預設學位數目。
 - (5) 在推行新高中學制後，本地課程自2012年起沒有中七津貼學額。

- Notes:
- (1) Figures include ordinary secondary day schools, but not special schools and secondary day courses operated by private schools offering tutorial, vocational and adult education courses.
 - (2) Figures generally refer to the position as at mid-September of the respective years, except as at mid-October for 2020.
 - (3) Figures on operating classes in a very small number of non-public sector schools involve a small number of combined classes, i.e. classes operated in the same classroom comprising students of different grades. When counting the total number of classes in a school, a combined class is treated as one class. When counting the number of classes broken down by grade, a combined class is split into different classes in proportion to the number of students from each grade and the numbers are rounded to the nearest integer. Accordingly, figures on operating classes for individual grades may not add up to the total number of classes in schools.
 - (4) Figures on accommodation refer to the planned number of school places offered by the schools concerned.
 - (5) Upon implementation of the New Senior Secondary Academic Structure, there are no subsidised Secondary 7 places under the local curriculum starting from 2012.

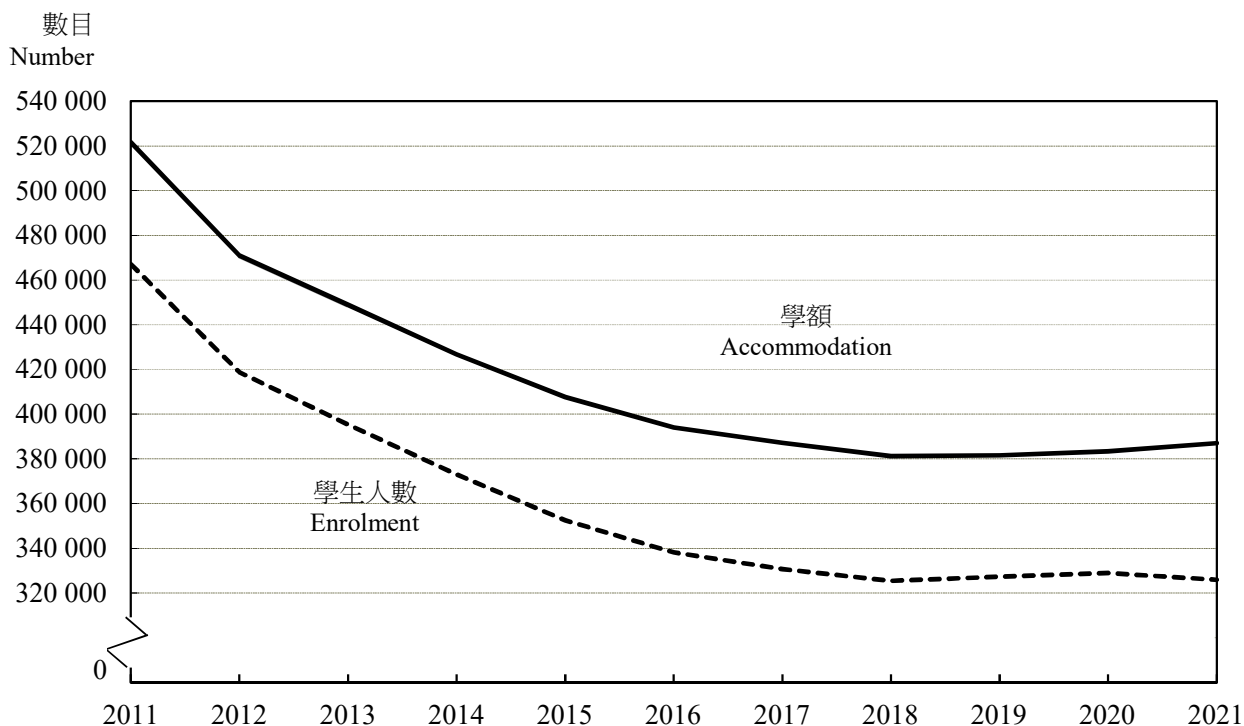
4.2 2011年至2021年中學日校開辦班數、學額、學生人數及重讀生人數 — 按學校類別統計
Operating Classes, Accommodation, Student Enrolment and Repeaters in Secondary Day Schools by Sector, 2011-2021

學校類別 Sector			2011	2012	2013	2014	2015	2016	2017	2018	2019	2020	2021
各類學校合計 All Sectors	班數	Classes	14 466	13 240	12 960	12 719	12 463	12 215	12 153	12 095	12 130	12 219	12 313
	學額	Accommodation	521 647	470 964	448 914	426 677	407 769	394 064	387 186	381 242	381 644	383 405	387 117
	學生人數	Enrolment	467 087	418 787	395 345	373 131	352 609	338 152	330 804	325 498	327 394	329 011	325 927
	重讀生人數	Repeaters	14 020	14 207	13 540	12 585	11 560	10 692	9 945	9 362	8 829	7 043	9 793
官立 Government	班數	Classes	875	776	754	743	730	714	706	703	705	705	705
	學額	Accommodation	32 484	28 850	27 405	26 104	25 057	24 275	23 997	23 752	23 696	23 804	23 898
	學生人數	Enrolment	29 798	26 313	24 937	23 540	22 260	21 360	21 013	20 574	20 551	20 467	19 910
	重讀生人數	Repeaters	593	648	586	614	550	571	545	505	492	315	582
資助 Aided	班數	Classes	10 794	9 777	9 514	9 278	9 032	8 799	8 695	8 624	8 615	8 669	8 682
	學額	Accommodation	396 668	355 585	335 170	314 959	297 362	284 559	277 875	272 027	270 996	272 488	274 696
	學生人數	Enrolment	359 310	318 624	297 177	277 105	258 899	245 956	238 971	233 630	234 319	235 991	233 724
	重讀生人數	Repeaters	10 753	10 538	10 147	9 733	8 881	8 201	7 723	7 290	6 809	5 471	7 750
按位津貼 Caput	班數	Classes	93	85	49	47	45	42	41	40	40	40	41
	學額	Accommodation	3 484	3 196	1 806	1 681	1 573	1 445	1 385	1 325	1 318	1 318	1 357
	學生人數	Enrolment	3 285	2 914	1 577	1 465	1 366	1 293	1 258	1 221	1 256	1 215	1 224
	重讀生人數	Repeaters	118	95	43	35	52	61	40	50	56	44	47
直接資助計劃 DSS	班數	Classes	1 703	1 595	1 615	1 611	1 604	1 599	1 593	1 587	1 595	1 594	1 597
	學額	Accommodation	62 396	57 779	58 422	57 828	57 340	56 606	55 950	55 358	55 369	55 536	57 001
	學生人數	Enrolment	52 319	48 985	49 103	48 268	47 232	46 356	45 863	45 601	46 049	45 586	44 636
	重讀生人數	Repeaters	2 333	2 448	2 311	1 922	1 819	1 653	1 490	1 407	1 333	1 143	1 343
國際 International	班數	Classes	647	690	707	737	737	751	790	807	832	851	888
	學額	Accommodation	16 867	17 552	18 140	18 631	18 676	19 268	19 790	20 200	21 376	20 864	20 921
	學生人數	Enrolment	14 908	15 530	16 088	16 442	16 530	16 664	16 956	17 478	17 977	18 232	18 561
	重讀生人數	Repeaters	15	12	35	19	15	14	14	10	15	16	13
其他私立 Other Private	班數	Classes	354	317	321	303	315	310	328	334	343	360	400
	學額	Accommodation	9 748	8 002	7 971	7 474	7 761	7 911	8 189	8 580	8 889	9 395	9 244
	學生人數	Enrolment	7 467	6 421	6 463	6 311	6 322	6 523	6 743	6 994	7 242	7 520	7 872
	重讀生人數	Repeaters	208	466	418	262	243	192	133	100	124	54	58

註： (1) 數字包括普通中學日校，但不包括特殊學校及由營辦補習班、職業訓練及成人教育的私立學校所開辦的日間中學課程。
(2) 數字一般反映該年9月中的情況，除2020年反映10月中外。
(3) 學額數字指有關學校的預設學位數目。
(4) 部分非公營學校開辦非本地正規課程。

Notes: (1) Figures include ordinary secondary day schools, but not special schools and secondary day courses operated by private schools offering tutorial, vocational and adult education courses.
(2) Figures generally refer to the position as at mid-September of the respective years, except as at mid-October for 2020.
(3) Figures on accommodation refer to the planned number of school places offered by the schools concerned.
(4) Some of the non-public sector schools operate non-local formal curriculum courses.

圖 11 2011年至2021年中學日校學額及學生人數
Chart 11 Accommodation and Student Enrolment in Secondary Day Schools, 2011-2021



註：

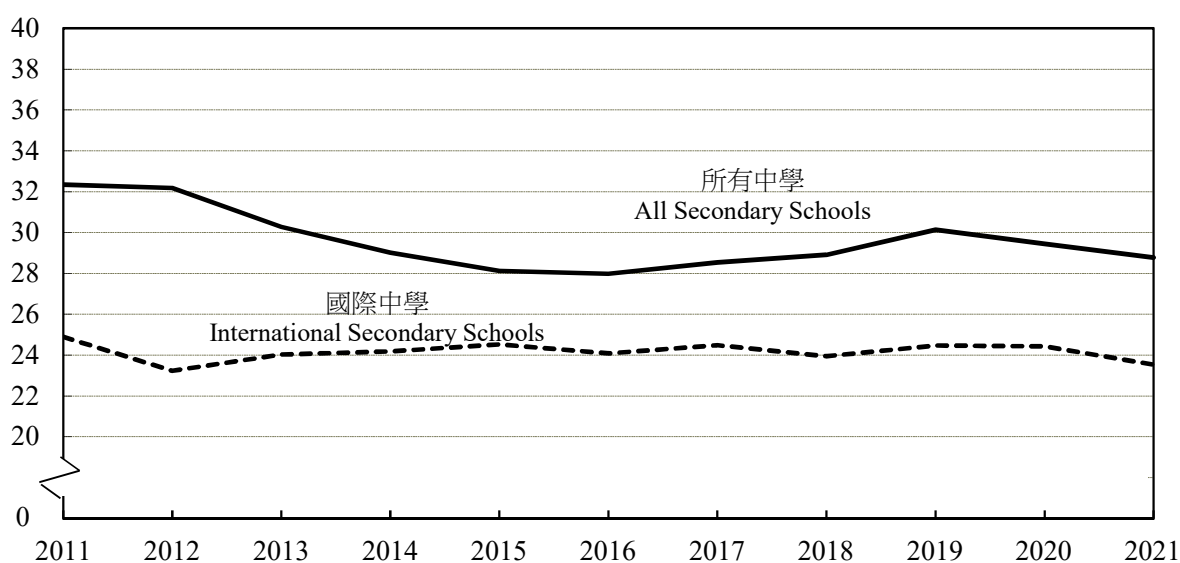
- (1) 數字包括普通中學日校，但不包括特殊學校及由營辦補習班、職業訓練及成人教育的私立學校所開辦的日間中學課程。
- (2) 數字一般反映該年9月中的情況，除2020年反映10月中外。
- (3) 學額數字指有關學校的預設學位數目。

Notes:

- (1) Figures include ordinary secondary day schools, but not special schools and secondary day courses operated by private schools offering tutorial, vocational and adult education courses.
- (2) Figures generally refer to the position as at mid-September of the respective years, except as at mid-October for 2020.
- (3) Figures on accommodation refer to the planned number of school places offered by the schools concerned.

圖 12 2011年至2021年中一每班平均人數
Chart 12 Average Class Size in Secondary One, 2011-2021

每班平均人數
Average Class Size



註： (1) 數字包括普通中學日校，但不包括特殊學校及由營辦補習班、職業訓練及成人教育的私立學校所開辦的日間中學課程。
(2) 數字一般反映該年9月中的情況，除2020年反映10月中外。

Notes: (1) Figures include ordinary secondary day schools, but not special schools and secondary day courses operated by private schools offering tutorial, vocational and adult education courses.
(2) Figures generally refer to the position as at mid-September of the respective years, except as at mid-October for 2020.

4.3 2021年中學日校開辦班數、學額、學生人數及重讀生人數 — 按學校類別及級別統計

Operating Classes, Accommodation, Student Enrolment and Repeaters in Secondary Day Schools by Sector and Grade, 2021

學校類別 Sector		所有級別 All Grades	中一 S1	中二 S2	中三 S3	中四 S4	中五 S5	中六 S6	中七 S7
各類學校合計 All Sectors	班數 Classes	12 313	2 049	2 072	2 032	2 028	2 000	1 995	137
	學額 Accommodation	387 117	65 717	66 560	65 242	63 109	61 991	61 784	2 714
	學生人數 Enrolment	325 927	58 960	58 687	57 461	53 443	49 144	45 971	2 261
	重讀生人數 Repeaters	9 793	2 151	2 076	1 804	2 181	1 386	192	3
官立 Government	班數 Classes	705	119	122	117	116	115	116	-
	學額 Accommodation	23 898	4 025	4 127	4 019	3 931	3 898	3 898	-
	學生人數 Enrolment	19 910	3 423	3 531	3 523	3 263	3 107	3 063	-
	重讀生人數 Repeaters	582	170	166	104	114	27	1	-
資助 Aided	班數 Classes	8 682	1 448	1 471	1 446	1 451	1 432	1 434	-
	學額 Accommodation	274 696	46 774	47 632	46 939	45 058	44 146	44 147	-
	學生人數 Enrolment	233 724	42 274	42 254	41 589	38 654	35 604	33 349	-
	重讀生人數 Repeaters	7 750	1 755	1 649	1 418	1 675	1 146	107	-
按位津貼 Caput	班數 Classes	41	7	7	7	7	7	6	-
	學額 Accommodation	1 357	235	235	235	228	228	196	-
	學生人數 Enrolment	1 224	206	191	228	212	212	175	-
	重讀生人數 Repeaters	47	16	9	9	8	4	1	-
直接資助計劃 DSS	班數 Classes	1 597	263	259	263	272	270	270	-
	學額 Accommodation	57 001	9 381	9 198	9 165	9 613	9 699	9 945	-
	學生人數 Enrolment	44 636	8 195	7 884	7 805	7 485	6 812	6 455	-
	重讀生人數 Repeaters	1 343	203	237	263	379	197	64	-
國際 International	班數 Classes	888	144	144	136	126	122	119	97
	學額 Accommodation	20 921	3 650	3 653	3 372	3 005	2 808	2 513	1 920
	學生人數 Enrolment	18 561	3 389	3 343	2 983	2 705	2 391	2 106	1 644
	重讀生人數 Repeaters	13	1	2	1	1	1	5	2
其他私立 Other Private	班數 Classes	400	68	69	63	56	54	50	40
	學額 Accommodation	9 244	1 652	1 715	1 512	1 274	1 212	1 085	794
	學生人數 Enrolment	7 872	1 473	1 484	1 333	1 124	1 018	823	617
	重讀生人數 Repeaters	58	6	13	9	4	11	14	1

- 註： (1) 數字包括普通中學日校，但不包括特殊學校及由營辦補習班、職業訓練及成人教育的私立學校所開辦的日間中學課程。
(2) 數字反映2021年9月15日的情況。
(3) 在很少數的非公營學校中，開辦班數涉及少數的混合班，即一班內有不同級別的學生於同一課室上課。於計算每所學校總班數時，混合班只會視作一班計算。當計算按級別劃分的班數時，混合班會根據不同級別學生人數的比例分拆，並按四捨五入以整數表列。因此，個別級別的開辦班數合計起來可能與學校的總班數不同。
(4) 學額數字指有關學校的預設學位數目。
(5) 部分非公營學校開辦非本地正規課程。
(6) 在推行新高中學制後，本地課程自2012年起沒有中七津貼學額。

- Notes: (1) Figures include ordinary secondary day schools, but not special schools and secondary day courses operated by private schools offering tutorial, vocational and adult education courses.
(2) Figures refer to the position as at 15 September 2021.
(3) Figures on operating classes in a very small number of non-public sector schools involve a small number of combined classes, i.e. classes operated in the same classroom comprising students of different grades. When counting the total number of classes in a school, a combined class is treated as one class. When counting the number of classes broken down by grade, a combined class is split into different classes in proportion to the number of students from each grade and the numbers are rounded to the nearest integer. Accordingly, figures on operating classes for individual grades may not add up to the total number of classes in schools.
(4) Figures on accommodation refer to the planned number of school places offered by the schools concerned.
(5) Some of the non-public sector schools operate non-local formal curriculum courses.
(6) Upon implementation of the New Senior Secondary Academic Structure, there are no subsidised Secondary 7 places under the local curriculum starting from 2012.

4.4 2021年中學日校開辦班數、學額及學生人數 — 按學校宗教背景統計
Operating Classes, Accommodation and Student Enrolment in Secondary Day Schools by Religious Background of School, 2021

學校宗教背景 Religious Background of School		班數 Classes	學額 Accommodation	學生人數 Enrolment
所有學校	All	12 313	387 117	325 927
無宗教	No Religion	5 386	166 739	141 500
基督教	Christianity/Protestantism	4 019	126 371	107 168
天主教	Catholicism	2 155	69 994	57 219
佛教	Buddhism	446	13 968	11 592
道教	Taoism	144	4 678	4 027
儒釋道三教	Confucianism, Buddhism and Taoism	113	3 633	3 160
其他	Others	50	1 734	1 261

註： (1) 數字包括普通中學日校，但不包括特殊學校及由營辦補習班、職業訓練及成人教育的私立學校所開辦的日間中學課程。
 (2) 數字反映2021年9月15日的情況。
 (3) 學額數字指有關學校的預設學位數目。

Notes: (1) Figures include ordinary secondary day schools, but not special schools and secondary day courses operated by private schools offering tutorial, vocational and adult education courses.
 (2) Figures refer to the position as at 15 September 2021.
 (3) Figures on accommodation refer to the planned number of school places offered by the schools concerned.

4.5 2021年中學日校開辦班數 — 按分區及級別統計 Operating Classes in Secondary Day Schools by District and Grade, 2021

(A) 所有學校 All Schools

分區 District		所有級別 All Grades	中一 S1	中二 S2	中三 S3	中四 S4	中五 S5	中六 S6	中七 S7
所有分區	All Districts	12 313	2 049	2 072	2 032	2 028	2 000	1 995	137
香港島	Hong Kong Island	2 329	378	384	373	374	374	375	71
中西區	Central & Western	393	63	63	61	64	64	66	12
灣仔	Wan Chai	440	73	73	71	69	74	74	6
東區	Eastern	795	131	136	131	130	128	130	9
南區	Southern	701	111	112	110	111	108	105	44
九龍	Kowloon	3 775	626	628	621	626	625	621	28
深水埗	Sham Shui Po	696	120	121	122	112	109	107	5
油尖旺	Yau Tsim Mong	458	74	74	71	79	79	81	-
九龍城	Kowloon City	1 133	186	186	185	186	189	183	18
黃大仙	Wong Tai Sin	575	94	95	95	98	95	98	-
觀塘	Kwun Tong	913	152	152	148	151	153	152	5
新界	New Territories	6 209	1 045	1 060	1 038	1 028	1 001	999	38
荃灣	Tsuen Wan	324	52	52	52	55	56	56	1
屯門	Tuen Mun	865	143	143	145	143	142	141	8
元朗	Yuen Long	1 002	169	180	168	166	159	160	-
北區	North	588	104	105	104	102	85	86	2
大埔	Tai Po	509	91	93	89	83	77	76	-
沙田	Sha Tin	1 264	210	211	204	204	209	206	20
西貢	Sai Kung	672	114	114	112	113	108	110	1
離島	Islands	251	40	41	44	39	41	40	6
葵青	Kwai Tsing	734	122	121	120	123	124	124	-

- 註： (1) 數字包括普通中學日校，但不包括特殊學校及由營辦補習班、職業訓練及成人教育的私立學校所開辦的日間中學課程。
(2) 數字反映2021年9月15日的情況。
(3) 在很少數的非公營學校中，數字涉及少數的混合班，即一班內有不同級別的學生於同一課室上課。於計算每所學校總班數時，混合班只會視作一班計算。當計算按級別劃分的班數時，混合班會根據不同級別學生人數的比例分拆，並按四捨五入以整數表列。因此，個別級別的開辦班數合計起來可能與學校的總班數不同。
(4) 在推行新高中學制後，本地課程自2012年起沒有中七津貼學額。
(5) 學校分區按其校舍所在的區議會分區劃分，由2019年開始，設在臨時校舍的學校會按其校舍原址所在的區議會分區劃分。

- Notes: (1) Figures include ordinary secondary day schools, but not special schools and secondary day courses operated by private schools offering tutorial, vocational and adult education courses.
(2) Figures refer to the position as at 15 September 2021.
(3) Figures in a very small number of non-public sector schools involve a small number of combined classes, i.e. classes operated in the same classroom comprising students of different grades. When counting the total number of classes in a school, a combined class is treated as one class. When counting the number of classes broken down by grade, a combined class is split into different classes in proportion to the number of students from each grade and the numbers are rounded to the nearest integer. Accordingly, figures on operating classes for individual grades may not add up to the total number of classes in schools.
(4) Upon implementation of the New Senior Secondary Academic Structure, there are no subsidised Secondary 7 places under the local curriculum starting from 2012.
(5) School districts are delineated by the District Council districts of the school premises. Starting from 2019, the districts for schools with decanting premises are based on the District Council districts of the original premises.

4.5 (續) 2021年中學日校開辦班數 — 按分區及級別統計
(Cont'd) Operating Classes in Secondary Day Schools by District and Grade, 2021

(B) 公營及直接資助計劃學校
Public Sector and Direct Subsidy Scheme Schools

分區 District	所有級別 All Grades	中一 S1	中二 S2	中三 S3	中四 S4	中五 S5	中六 S6	中七 S7
所有分區 All Districts	11 025	1 837	1 859	1 833	1 846	1 824	1 826	-
香港島 Hong Kong Island	1 741	284	290	286	293	294	294	-
中西區 Central & Western	317	52	52	51	54	54	54	-
灣仔 Wan Chai	398	66	66	65	65	68	68	-
東區 Eastern	678	110	116	113	114	112	113	-
南區 Southern	348	56	56	57	60	60	59	-
九龍 Kowloon	3 409	563	563	561	573	574	575	-
深水埗 Sham Shui Po	621	106	106	109	102	100	98	-
油尖旺 Yau Tsim Mong	449	73	73	70	77	78	78	-
九龍城 Kowloon City	922	152	150	150	155	158	157	-
黃大仙 Wong Tai Sin	555	90	91	92	95	92	95	-
觀塘 Kwun Tong	862	142	143	140	144	146	147	-
新界 New Territories	5 875	990	1 006	986	980	956	957	-
荃灣 Tsuen Wan	317	51	51	51	54	55	55	-
屯門 Tuen Mun	813	137	137	137	135	134	133	-
元朗 Yuen Long	1 002	169	180	168	166	159	160	-
北區 North	565	100	101	100	99	82	83	-
大埔 Tai Po	481	82	85	84	80	75	75	-
沙田 Sha Tin	1 123	189	191	184	184	189	186	-
西貢 Sai Kung	642	107	107	107	108	105	108	-
離島 Islands	198	33	33	35	31	33	33	-
葵青 Kwai Tsing	734	122	121	120	123	124	124	-

- 註： (1) 數字包括普通中學日校，但不包括特殊學校及由營辦補習班、職業訓練及成人教育的私立學校所開辦的日間中學課程。
(2) 數字反映2021年9月15日的情況。
(3) 在很少數的非公營學校中，數字涉及少數的混合班，即一班內有不同級別的學生於同一課室上課。於計算每所學校總班數時，混合班只會視作一班計算。當計算按級別劃分的班數時，混合班會根據不同級別學生人數的比例分拆，並按四捨五入以整數表列。因此，個別級別的開辦班數合計起來可能與學校的總班數不同。
(4) 在推行新高中學制後，本地課程自2012年起沒有中七津貼學額。
(5) 部分非公營學校開辦非本地正規課程。
(6) 學校分區按其校舍所在的區議會分區劃分，由2019年開始，設在臨時校舍的學校會按其校舍原址所在的區議會分區劃分。

- Notes: (1) Figures include ordinary secondary day schools, but not special schools and secondary day courses operated by private schools offering tutorial, vocational and adult education courses.
(2) Figures refer to the position as at 15 September 2021.
(3) Figures in a very small number of non-public sector schools involve a small number of combined classes, i.e. classes operated in the same classroom comprising students of different grades. When counting the total number of classes in a school, a combined class is treated as one class. When counting the number of classes broken down by grade, a combined class is split into different classes in proportion to the number of students from each grade and the numbers are rounded to the nearest integer. Accordingly, figures on operating classes for individual grades may not add up to the total number of classes in schools.
(4) Upon implementation of the New Senior Secondary Academic Structure, there are no subsidised Secondary 7 places under the local curriculum starting from 2012.
(5) Some of the non-public sector schools operate non-local formal curriculum courses.
(6) School districts are delineated by the District Council districts of the school premises. Starting from 2019, the districts for schools with decanting premises are based on the District Council districts of the original premises.

4.5 (續) 2021年中學日校開辦班數 — 按分區及級別統計
(Cont'd) Operating Classes in Secondary Day Schools by District and Grade, 2021

(C) 國際及其他私立學校
International and Other Private Schools

分區 District	所有級別 All Grades	中一 S1	中二 S2	中三 S3	中四 S4	中五 S5	中六 S6	中七 S7
所有分區 All Districts	1 288	212	213	199	182	176	169	137
香港島 Hong Kong Island	588	94	94	87	81	80	81	71
中西區 Central & Western	76	11	11	10	10	10	12	12
灣仔 Wan Chai	42	7	7	6	4	6	6	6
東區 Eastern	117	21	20	18	16	16	17	9
南區 Southern	353	55	56	53	51	48	46	44
九龍 Kowloon	366	63	65	60	53	51	46	28
深水埗 Sham Shui Po	75	14	15	13	10	9	9	5
油尖旺 Yau Tsim Mong	9	1	1	1	2	1	3	-
九龍城 Kowloon City	211	34	36	35	31	31	26	18
黃大仙 Wong Tai Sin	20	4	4	3	3	3	3	-
觀塘 Kwun Tong	51	10	9	8	7	7	5	5
新界 New Territories	334	55	54	52	48	45	42	38
荃灣 Tsuen Wan	7	1	1	1	1	1	1	1
屯門 Tuen Mun	52	6	6	8	8	8	8	8
元朗 Yuen Long	-	-	-	-	-	-	-	-
北區 North	23	4	4	4	3	3	3	2
大埔 Tai Po	28	9	8	5	3	2	1	-
沙田 Sha Tin	141	21	20	20	20	20	20	20
西貢 Sai Kung	30	7	7	5	5	3	2	1
離島 Islands	53	7	8	9	8	8	7	6
葵青 Kwai Tsing	-	-	-	-	-	-	-	-

- 註： (1) 數字包括普通中學日校，但不包括特殊學校及由營辦補習班、職業訓練及成人教育的私立學校所開辦的日間中學課程。
(2) 數字反映2021年9月15日的情況。
(3) 在很少數的非公營學校中，數字涉及少數的混合班，即一班內有不同級別的學生於同一課室上課。於計算每所學校總班數時，混合班只會視作一班計算。當計算按級別劃分的班數時，混合班會根據不同級別學生人數的比例分拆，並按四捨五入以整數表列。因此，個別級別的開辦班數合計起來可能與學校的總班數不同。
(4) 在推行新高中學制後，本地課程自2012年起沒有中七津貼學額。
(5) 部分非公營學校開辦非本地正規課程。
(6) 學校分區按其校舍所在的區議會分區劃分，由2019年開始，設在臨時校舍的學校會按其校舍原址所在的區議會分區劃分。

- Notes: (1) Figures include ordinary secondary day schools, but not special schools and secondary day courses operated by private schools offering tutorial, vocational and adult education courses.
(2) Figures refer to the position as at 15 September 2021.
(3) Figures in a very small number of non-public sector schools involve a small number of combined classes, i.e. classes operated in the same classroom comprising students of different grades. When counting the total number of classes in a school, a combined class is treated as one class. When counting the number of classes broken down by grade, a combined class is split into different classes in proportion to the number of students from each grade and the numbers are rounded to the nearest integer. Accordingly, figures on operating classes for individual grades may not add up to the total number of classes in schools.
(4) Upon implementation of the New Senior Secondary Academic Structure, there are no subsidised Secondary 7 places under the local curriculum starting from 2012.
(5) Some of the non-public sector schools operate non-local formal curriculum courses.
(6) School districts are delineated by the District Council districts of the school premises. Starting from 2019, the districts for schools with decanting premises are based on the District Council districts of the original premises.

4.6 2021年中學日校學額 — 按分區及級別統計 Accommodation in Secondary Day Schools by District and Grade, 2021

(A) 所有學校 All Schools

分區 District		所有級別 All Grades	中一 S1	中二 S2	中三 S3	中四 S4	中五 S5	中六 S6	中七 S7
所有分區	All Districts	387 117	65 717	66 560	65 242	63 109	61 991	61 784	2 714
香港島	Hong Kong Island	71 256	11 904	12 062	11 887	11 405	11 294	11 257	1 447
中西區	Central & Western	12 212	2 094	2 063	2 029	1 989	1 938	1 892	207
灣仔	Wan Chai	14 585	2 389	2 389	2 397	2 346	2 436	2 476	152
東區	Eastern	25 519	4 195	4 387	4 279	4 161	4 085	4 174	238
南區	Southern	18 940	3 226	3 223	3 182	2 909	2 835	2 715	850
九龍	Kowloon	120 620	20 210	20 429	20 194	19 908	19 724	19 657	498
深水埗	Sham Shui Po	22 872	3 879	3 925	3 995	3 666	3 647	3 654	106
油尖旺	Yau Tsim Mong	14 768	2 354	2 387	2 354	2 540	2 539	2 594	-
九龍城	Kowloon City	35 404	5 922	5 912	5 884	5 921	5 821	5 656	288
黃大仙	Wong Tai Sin	18 376	3 095	3 161	3 093	3 041	2 977	3 009	-
觀塘	Kwun Tong	29 200	4 960	5 044	4 868	4 740	4 740	4 744	104
新界	New Territories	195 241	33 603	34 069	33 161	31 796	30 973	30 870	769
荃灣	Tsuen Wan	10 276	1 732	1 732	1 732	1 685	1 685	1 685	25
屯門	Tuen Mun	26 279	4 532	4 532	4 527	4 302	4 206	4 080	100
元朗	Yuen Long	32 251	5 469	5 835	5 433	5 182	5 182	5 150	-
北區	North	18 865	3 417	3 421	3 409	3 220	2 671	2 695	32
大埔	Tai Po	16 207	2 877	2 984	2 872	2 617	2 457	2 400	-
沙田	Sha Tin	38 335	6 560	6 640	6 341	6 058	6 174	6 144	418
西貢	Sai Kung	22 109	3 794	3 760	3 687	3 681	3 553	3 610	24
離島	Islands	7 680	1 262	1 205	1 233	1 243	1 269	1 298	170
葵青	Kwai Tsing	23 239	3 960	3 960	3 927	3 808	3 776	3 808	-

- 註： (1) 數字包括普通中學日校，但不包括特殊學校及由營辦補習班、職業訓練及成人教育的私立學校所開辦的日間中學課程。
(2) 數字反映2021年9月15日的情況。
(3) 學額數字指有關學校的預設學位數目。
(4) 在推行新高中學制後，本地課程自2012年起沒有中七津貼學額。
(5) 學校分區按其校舍所在的區議會分區劃分，由2019年開始，設在臨時校舍的學校會按其校舍原址所在的區議會分區劃分。

- Notes: (1) Figures include ordinary secondary day schools, but not special schools and secondary day courses operated by private schools offering tutorial, vocational and adult education courses.
(2) Figures refer to the position as at 15 September 2021.
(3) Figures on accommodation refer to the planned number of school places offered by the schools concerned.
(4) Upon implementation of the New Senior Secondary Academic Structure, there are no subsidised Secondary 7 places under the local curriculum starting from 2012.
(5) School districts are delineated by the District Council districts of the school premises. Starting from 2019, the districts for schools with decanting premises are based on the District Council districts of the original premises.

4.6 (續) 2021年中學日校學額 — 按分區及級別統計
(Cont'd) Accommodation in Secondary Day Schools by District and Grade, 2021

(B) 公營及直接資助計劃學校
Public Sector and Direct Subsidy Scheme Schools

分區 District	所有級別 All Grades	中一 S1	中二 S2	中三 S3	中四 S4	中五 S5	中六 S6	中七 S7
所有分區 All Districts	356 952	60 415	61 192	60 358	58 830	57 971	58 186	-
香港島 Hong Kong Island	56 938	9 439	9 573	9 606	9 454	9 397	9 469	-
中西區 Central & Western	10 249	1 765	1 734	1 734	1 694	1 661	1 661	-
灣仔 Wan Chai	13 491	2 202	2 202	2 235	2 244	2 284	2 324	-
東區 Eastern	22 300	3 624	3 822	3 756	3 742	3 646	3 710	-
南區 Southern	10 898	1 848	1 815	1 881	1 774	1 806	1 774	-
九龍 Kowloon	112 149	18 673	18 838	18 748	18 631	18 568	18 691	-
深水埗 Sham Shui Po	20 961	3 501	3 525	3 641	3 411	3 411	3 472	-
油尖旺 Yau Tsim Mong	14 588	2 336	2 369	2 336	2 515	2 516	2 516	-
九龍城 Kowloon City	30 967	5 176	5 116	5 112	5 198	5 198	5 167	-
黃大仙 Wong Tai Sin	17 676	2 955	3 021	2 988	2 936	2 872	2 904	-
觀塘 Kwun Tong	27 957	4 705	4 807	4 671	4 571	4 571	4 632	-
新界 New Territories	187 865	32 303	32 781	32 004	30 745	30 006	30 026	-
荃灣 Tsuen Wan	10 101	1 707	1 707	1 707	1 660	1 660	1 660	-
屯門 Tuen Mun	25 434	4 402	4 402	4 402	4 172	4 076	3 980	-
元朗 Yuen Long	32 251	5 469	5 835	5 433	5 182	5 182	5 150	-
北區 North	18 435	3 333	3 333	3 333	3 175	2 614	2 647	-
大埔 Tai Po	15 494	2 644	2 776	2 746	2 544	2 408	2 376	-
沙田 Sha Tin	35 213	6 080	6 176	5 883	5 608	5 740	5 726	-
西貢 Sai Kung	21 421	3 641	3 607	3 559	3 563	3 485	3 566	-
離島 Islands	6 277	1 067	985	1 014	1 033	1 065	1 113	-
葵青 Kwai Tsing	23 239	3 960	3 960	3 927	3 808	3 776	3 808	-

- 註： (1) 數字包括普通中學日校，但不包括特殊學校及由營辦補習班、職業訓練及成人教育的私立學校所開辦的日間中學課程。
(2) 數字反映2021年9月15日的情況。
(3) 學額數字指有關學校的預設學位數目。
(4) 在推行新高中學制後，本地課程自2012年起沒有中七津貼學額。
(5) 部分非公營學校開辦非本地正規課程。
(6) 學校分區按其校舍所在的區議會分區劃分，由2019年開始，設在臨時校舍的學校會按其校舍原址所在的區議會分區劃分。

- Notes: (1) Figures include ordinary secondary day schools, but not special schools and secondary day courses operated by private schools offering tutorial, vocational and adult education courses.
(2) Figures refer to the position as at 15 September 2021.
(3) Figures on accommodation refer to the planned number of school places offered by the schools concerned.
(4) Upon implementation of the New Senior Secondary Academic Structure, there are no subsidised Secondary 7 places under the local curriculum starting from 2012.
(5) Some of the non-public sector schools operate non-local formal curriculum courses.
(6) School districts are delineated by the District Council districts of the school premises. Starting from 2019, the districts for schools with decanting premises are based on the District Council districts of the original premises.

4.6 (續) 2021年中學日校學額 — 按分區及級別統計
(Cont'd) Accommodation in Secondary Day Schools by District and Grade, 2021

(C) 國際及其他私立學校
International and Other Private Schools

分區 District	所有級別 All Grades	中一 S1	中二 S2	中三 S3	中四 S4	中五 S5	中六 S6	中七 S7
所有分區 All Districts	30 165	5 302	5 368	4 884	4 279	4 020	3 598	2 714
香港島 Hong Kong Island	14 318	2 465	2 489	2 281	1 951	1 897	1 788	1 447
中西區 Central & Western	1 963	329	329	295	295	277	231	207
灣仔 Wan Chai	1 094	187	187	162	102	152	152	152
東區 Eastern	3 219	571	565	523	419	439	464	238
南區 Southern	8 042	1 378	1 408	1 301	1 135	1 029	941	850
九龍 Kowloon	8 471	1 537	1 591	1 446	1 277	1 156	966	498
深水埗 Sham Shui Po	1 911	378	400	354	255	236	182	106
油尖旺 Yau Tsim Mong	180	18	18	18	25	23	78	-
九龍城 Kowloon City	4 437	746	796	772	723	623	489	288
黃大仙 Wong Tai Sin	700	140	140	105	105	105	105	-
觀塘 Kwun Tong	1 243	255	237	197	169	169	112	104
新界 New Territories	7 376	1 300	1 288	1 157	1 051	967	844	769
荃灣 Tsuen Wan	175	25	25	25	25	25	25	25
屯門 Tuen Mun	845	130	130	125	130	130	100	100
元朗 Yuen Long	-	-	-	-	-	-	-	-
北區 North	430	84	88	76	45	57	48	32
大埔 Tai Po	713	233	208	126	73	49	24	-
沙田 Sha Tin	3 122	480	464	458	450	434	418	418
西貢 Sai Kung	688	153	153	128	118	68	44	24
離島 Islands	1 403	195	220	219	210	204	185	170
葵青 Kwai Tsing	-	-	-	-	-	-	-	-

- 註： (1) 數字包括普通中學日校，但不包括特殊學校及由營辦補習班、職業訓練及成人教育的私立學校所開辦的日間中學課程。
(2) 數字反映2021年9月15日的情況。
(3) 學額數字指有關學校的預設學位數目。
(4) 在推行新高中學制後，本地課程自2012年起沒有中七津貼學額。
(5) 部分非公營學校開辦非本地正規課程。
(6) 學校分區按其校舍所在的區議會分區劃分，由2019年開始，設在臨時校舍的學校會按其校舍原址所在的區議會分區劃分。

- Notes: (1) Figures include ordinary secondary day schools, but not special schools and secondary day courses operated by private schools offering tutorial, vocational and adult education courses.
(2) Figures refer to the position as at 15 September 2021.
(3) Figures on accommodation refer to the planned number of school places offered by the schools concerned.
(4) Upon implementation of the New Senior Secondary Academic Structure, there are no subsidised Secondary 7 places under the local curriculum starting from 2012.
(5) Some of the non-public sector schools operate non-local formal curriculum courses.
(6) School districts are delineated by the District Council districts of the school premises. Starting from 2019, the districts for schools with decanting premises are based on the District Council districts of the original premises.

4.7 2021年中學日校學生人數 — 按分區及級別統計

Student Enrolment in Secondary Day Schools by District and Grade, 2021

(A) 所有學校

All Schools

分區 District	所有級別 All Grades	中一 S1	中二 S2	中三 S3	中四 S4	中五 S5	中六 S6	中七 S7
所有分區 All Districts	325 927	58 960	58 687	57 461	53 443	49 144	45 971	2 261
香港島 Hong Kong Island	56 971	10 300	10 145	9 934	9 109	8 440	7 874	1 169
中西區 Central & Western	10 240	1 933	1 807	1 711	1 682	1 514	1 409	184
灣仔 Wan Chai	11 053	1 968	1 923	1 935	1 731	1 734	1 637	125
東區 Eastern	20 151	3 582	3 701	3 619	3 261	2 996	2 844	148
南區 Southern	15 527	2 817	2 714	2 669	2 435	2 196	1 984	712
九龍 Kowloon	103 015	18 380	18 104	18 001	17 113	15 849	15 104	464
深水埗 Sham Shui Po	20 062	3 661	3 578	3 672	3 227	2 991	2 840	93
油尖旺 Yau Tsim Mong	12 283	2 154	2 062	2 048	2 099	1 992	1 928	-
九龍城 Kowloon City	29 593	5 333	5 177	5 094	4 958	4 554	4 185	292
黃大仙 Wong Tai Sin	15 741	2 770	2 796	2 790	2 675	2 394	2 316	-
觀塘 Kwun Tong	25 336	4 462	4 491	4 397	4 154	3 918	3 835	79
新界 New Territories	165 941	30 280	30 438	29 526	27 221	24 855	22 993	628
荃灣 Tsuen Wan	8 960	1 571	1 546	1 562	1 470	1 424	1 386	1
屯門 Tuen Mun	22 047	4 049	4 010	3 989	3 682	3 263	2 964	90
元朗 Yuen Long	27 831	5 133	5 290	4 902	4 529	4 150	3 827	-
北區 North	17 046	3 115	3 176	3 181	2 899	2 379	2 265	31
大埔 Tai Po	13 652	2 557	2 576	2 458	2 225	2 031	1 805	-
沙田 Sha Tin	32 623	5 970	5 970	5 654	5 174	5 001	4 489	365
西貢 Sai Kung	17 503	3 186	3 179	3 196	2 980	2 546	2 386	30
離島 Islands	5 957	1 081	1 071	1 049	927	877	841	111
葵青 Kwai Tsing	20 322	3 618	3 620	3 535	3 335	3 184	3 030	-

- 註： (1) 數字包括普通中學日校，但不包括特殊學校及由營辦補習班、職業訓練及成人教育的私立學校所開辦的日間中學課程。
(2) 數字反映2021年9月15日的情況。
(3) 在推行新高中學制後，本地課程自2012年起沒有中七津貼學額。
(4) 學校分區按其校舍所在的區議會分區劃分，由2019年開始，設在臨時校舍的學校會按其校舍原址所在的區議會分區劃分。

- Notes: (1) Figures include ordinary secondary day schools, but not special schools and secondary day courses operated by private schools offering tutorial, vocational and adult education courses.
(2) Figures refer to the position as at 15 September 2021.
(3) Upon implementation of the New Senior Secondary Academic Structure, there are no subsidised Secondary 7 places under the local curriculum starting from 2012.
(4) School districts are delineated by the District Council districts of the school premises. Starting from 2019, the districts for schools with decanting premises are based on the District Council districts of the original premises.

4.7 (續) 2021年中學日校學生人數 — 按分區及級別統計
(Cont'd) Student Enrolment in Secondary Day Schools by District and Grade, 2021

(B) 公營及直接資助計劃學校
Public Sector and Direct Subsidy Scheme Schools

分區 District	所有級別 All Grades	中一 S1	中二 S2	中三 S3	中四 S4	中五 S5	中六 S6	中七 S7
所有分區 All Districts	299 494	54 098	53 860	53 145	49 614	45 735	43 042	-
香港島 Hong Kong Island	44 367	8 043	7 895	7 885	7 295	6 816	6 433	-
中西區 Central & Western	8 450	1 635	1 501	1 442	1 405	1 257	1 210	-
灣仔 Wan Chai	10 108	1 809	1 772	1 788	1 628	1 602	1 509	-
東區 Eastern	17 772	3 104	3 218	3 205	2 948	2 711	2 586	-
南區 Southern	8 037	1 495	1 404	1 450	1 314	1 246	1 128	-
九龍 Kowloon	95 618	16 978	16 702	16 759	16 004	14 857	14 318	-
深水埗 Sham Shui Po	18 444	3 320	3 236	3 388	3 016	2 783	2 701	-
油尖旺 Yau Tsim Mong	12 180	2 142	2 052	2 040	2 089	1 972	1 885	-
九龍城 Kowloon City	25 568	4 644	4 471	4 409	4 317	3 993	3 734	-
黃大仙 Wong Tai Sin	15 207	2 656	2 673	2 701	2 591	2 324	2 262	-
觀塘 Kwun Tong	24 219	4 216	4 270	4 221	3 991	3 785	3 736	-
新界 New Territories	159 509	29 077	29 263	28 501	26 315	24 062	22 291	-
荃灣 Tsuen Wan	8 914	1 563	1 530	1 558	1 462	1 418	1 383	-
屯門 Tuen Mun	21 215	3 918	3 877	3 864	3 550	3 141	2 865	-
元朗 Yuen Long	27 831	5 133	5 290	4 902	4 529	4 150	3 827	-
北區 North	16 626	3 034	3 088	3 108	2 855	2 324	2 217	-
大埔 Tai Po	13 122	2 366	2 415	2 368	2 176	2 006	1 791	-
沙田 Sha Tin	29 732	5 512	5 520	5 223	4 758	4 607	4 112	-
西貢 Sai Kung	16 911	3 051	3 050	3 083	2 882	2 498	2 347	-
離島 Islands	4 836	882	873	860	768	734	719	-
葵青 Kwai Tsing	20 322	3 618	3 620	3 535	3 335	3 184	3 030	-

- 註： (1) 數字包括普通中學日校，但不包括特殊學校及由營辦補習班、職業訓練及成人教育的私立學校所開辦的日間中學課程。
(2) 數字反映2021年9月15日的情況。
(3) 在推行新高中學制後，本地課程自2012年起沒有中七津貼學額。
(4) 部分非公營學校開辦非本地正規課程。
(5) 學校分區按其校舍所在的區議會分區劃分，由2019年開始，設在臨時校舍的學校會按其校舍原址所在的區議會分區劃分。

- Notes: (1) Figures include ordinary secondary day schools, but not special schools and secondary day courses operated by private schools offering tutorial, vocational and adult education courses.
(2) Figures refer to the position as at 15 September 2021.
(3) Upon implementation of the New Senior Secondary Academic Structure, there are no subsidised Secondary 7 places under the local curriculum starting from 2012.
(4) Some of the non-public sector schools operate non-local formal curriculum courses.
(5) School districts are delineated by the District Council districts of the school premises. Starting from 2019, the districts for schools with decanting premises are based on the District Council districts of the original premises.

4.7 (續) 2021年中學日校學生人數 — 按分區及級別統計
(Cont'd) Student Enrolment in Secondary Day Schools by District and Grade, 2021

(C) 國際及其他私立學校
International and Other Private Schools

分區 District	所有級別 All Grades	中一 S1	中二 S2	中三 S3	中四 S4	中五 S5	中六 S6	中七 S7
所有分區 All Districts	26 433	4 862	4 827	4 316	3 829	3 409	2 929	2 261
香港島 Hong Kong Island	12 604	2 257	2 250	2 049	1 814	1 624	1 441	1 169
中西區 Central & Western	1 790	298	306	269	277	257	199	184
灣仔 Wan Chai	945	159	151	147	103	132	128	125
東區 Eastern	2 379	478	483	414	313	285	258	148
南區 Southern	7 490	1 322	1 310	1 219	1 121	950	856	712
九龍 Kowloon	7 397	1 402	1 402	1 242	1 109	992	786	464
深水埗 Sham Shui Po	1 618	341	342	284	211	208	139	93
油尖旺 Yau Tsim Mong	103	12	10	8	10	20	43	-
九龍城 Kowloon City	4 025	689	706	685	641	561	451	292
黃大仙 Wong Tai Sin	534	114	123	89	84	70	54	-
觀塘 Kwun Tong	1 117	246	221	176	163	133	99	79
新界 New Territories	6 432	1 203	1 175	1 025	906	793	702	628
荃灣 Tsuen Wan	46	8	16	4	8	6	3	1
屯門 Tuen Mun	832	131	133	125	132	122	99	90
元朗 Yuen Long	-	-	-	-	-	-	-	-
北區 North	420	81	88	73	44	55	48	31
大埔 Tai Po	530	191	161	90	49	25	14	-
沙田 Sha Tin	2 891	458	450	431	416	394	377	365
西貢 Sai Kung	592	135	129	113	98	48	39	30
離島 Islands	1 121	199	198	189	159	143	122	111
葵青 Kwai Tsing	-	-	-	-	-	-	-	-

- 註： (1) 數字包括普通中學日校，但不包括特殊學校及由營辦補習班、職業訓練及成人教育的私立學校所開辦的日間中學課程。
(2) 數字反映2021年9月15日的情況。
(3) 在推行新高中學制後，本地課程自2012年起沒有中七津貼學額。
(4) 部分非公營學校開辦非本地正規課程。
(5) 學校分區按其校舍所在的區議會分區劃分，由2019年開始，設在臨時校舍的學校會按其校舍原址所在的區議會分區劃分。

- Notes: (1) Figures include ordinary secondary day schools, but not special schools and secondary day courses operated by private schools offering tutorial, vocational and adult education courses.
(2) Figures refer to the position as at 15 September 2021.
(3) Upon implementation of the New Senior Secondary Academic Structure, there are no subsidised Secondary 7 places under the local curriculum starting from 2012.
(4) Some of the non-public sector schools operate non-local formal curriculum courses.
(5) School districts are delineated by the District Council districts of the school premises. Starting from 2019, the districts for schools with decanting premises are based on the District Council districts of the original premises.

4.8 2021年中學日校學生人數 — 按級別、性別及年齡統計
Student Enrolment in Secondary Day Schools by Grade, Sex and Age, 2021

級別 Grade	性別 Sex	所有歲數 All Ages	年齡 Age									
			≤ 11	12	13	14	15	16	17	18	19	≥ 20
所有級別 All Grades		325 927	17 059	52 650	56 580	53 838	50 031	48 070	35 007	9 187	2 602	903
	男 Male	168 198	8 545	26 969	29 228	27 935	25 905	24 583	17 922	5 134	1 472	505
	女 Female	157 729	8 514	25 681	27 352	25 903	24 126	23 487	17 085	4 053	1 130	398
中一 Secondary 1		58 960	16 368	36 189	5 032	1 123	180	46	16	3	2	1
	男 Male	30 853	8 205	18 878	2 914	681	127	33	11	2	2	-
	女 Female	28 107	8 163	17 311	2 118	442	53	13	5	1	-	1
中二 Secondary 2		58 687	686	15 773	35 330	5 407	1 212	217	52	8	1	1
	男 Male	30 384	337	7 785	18 273	3 075	737	134	35	6	1	1
	女 Female	28 303	349	7 988	17 057	2 332	475	83	17	2	-	-
中三 Secondary 3		57 461	3	686	15 531	33 468	5 965	1 424	308	50	17	9
	男 Male	29 869	2	305	7 721	17 351	3 408	855	186	23	12	6
	女 Female	27 592	1	381	7 810	16 117	2 557	569	122	27	5	3
中四 Secondary 4		53 443	1	1	686	13 273	30 496	6 666	1 776	422	96	26
	男 Male	27 638	-	1	320	6 556	15 761	3 631	1 067	234	55	13
	女 Female	25 805	1	-	366	6 717	14 735	3 035	709	188	41	13
中五 Secondary 5		49 144	-	1	1	562	11 711	27 935	6 399	1 947	450	138
	男 Male	25 046	-	-	-	271	5 671	14 210	3 465	1 092	261	76
	女 Female	24 098	-	1	1	291	6 040	13 725	2 934	855	189	62
中六 Secondary 6		45 971	1	-	-	5	466	11 343	24 873	6 533	2 028	722
	男 Male	23 292	1	-	-	1	200	5 520	12 378	3 648	1 137	407
	女 Female	22 679	-	-	-	4	266	5 823	12 495	2 885	891	315
中七 Secondary 7		2 261	-	-	-	-	1	439	1 583	224	8	6
	男 Male	1 116	-	-	-	-	1	200	780	129	4	2
	女 Female	1 145	-	-	-	-	-	239	803	95	4	4

註: (1) 數字包括普通中學日校，但不包括特殊學校及由營辦補習班、職業訓練及成人教育的私立學校所開辦的日間中學課程。
(2) 數字反映2021年9月15日的情況。
(3) 在推行新高中學制後，本地課程自2012年起沒有中七津貼學額。

Notes: (1) Figures include ordinary secondary day schools, but not special schools and secondary day courses operated by private schools offering tutorial, vocational and adult education courses.
(2) Figures refer to the position as at 15 September 2021.
(3) Upon implementation of the New Senior Secondary Academic Structure, there are no subsidised Secondary 7 places under the local curriculum starting from 2012.

4.9 2011年至2021年其他⁽¹⁾日間中學課程學生人數 — 按級別統計
Student Enrolment in Other⁽¹⁾ Secondary Day Courses by Grade, 2011-2021

級別 Grade	2011	2012	2013	2014	2015	2016	2017	2018	2019	2020	2021
所有級別 All Grades	3 403	1 411	1 157	806	563	412	352	332	318	288	317
中一 Secondary 1	-	-	-	-	-	-	-	-	-	4	2
中二 Secondary 2	-	-	-	-	-	-	-	-	-	5	-
中三 Secondary 3	11	19	22	9	-	-	-	-	-	2	2
中四 Secondary 4	80	78	85	51	27	28	27	28	29	36	21
中五 Secondary 5	309	241	206	169	93	66	79	57	52	61	65
中六 Secondary 6	1 409	1 051	828	563	423	318	246	247	237	180	227
中七 Secondary 7	1 594	22	16	14	20	-	-	-	-	-	-

註： (1) 指由營辦補習班、職業訓練及成人教育的私立學校所開辦的日間中學課程。

(2) 數字一般反映該年9月中的情況，除2020年反映10月中外。

Notes: (1) Referring to secondary day courses operated by private schools offering tutorial, vocational and adult education courses.

(2) Figures generally refer to the position as at mid-September of the respective years, except as at mid-October for 2020.

4.10 2011年至2021年夜間中學課程⁽¹⁾學生人數 — 按級別統計
Student Enrolment in Secondary Evening Courses⁽¹⁾ by Grade, 2011-2021

級別 Grade	2011	2012	2013	2014	2015	2016	2017	2018	2019	2020	2021
所有級別 All Grades	2 042	1 936	1 870	1 666	1 526	1 285	1 226	1 193	1 031	1 006	1 082
中一 Secondary 1	41	40	40	40	40	39	26	30	22	22	47
中二 Secondary 2	67	74	44	40	40	41	37	29	34	32	22
中三 Secondary 3	123	111	105	81	80	80	86	65	65	72	53
中四 Secondary 4	396	439	423	343	288	259	276	269	223	197	196
中五 Secondary 5	511	551	539	427	389	359	339	330	299	247	313
中六 Secondary 6	559	721	719	735	682	507	462	470	388	436	451
中七 Secondary 7	345	-	-	-	7	-	-	-	-	-	-

註： (1) 數字包括由私立中學（當中包括於指定中心授課的認可辦學機構）和營辦補習班、職業訓練及成人教育的私立學校所開辦的夜間中學課程。

(2) 數字一般反映該年9月中的情況，除2020年反映10月中外。

Notes: (1) Figures include secondary evening courses operated by private secondary schools (also covering those operated by approved course providers in designated centres) and private schools offering tutorial, vocational and adult education courses.

(2) Figures generally refer to the position as at mid-September of the respective years, except as at mid-October for 2020.

V

特殊教育

Special Education

5.1 2011年至2021年特殊學校及設有特殊班的普通學校數目
Number of Special Schools and Ordinary Schools with Special Classes, 2011-2021

		2011	2012	2013	2014	2015	2016	2017	2018	2019	2020	2021
本地特殊學校 ⁽¹⁾⁽²⁾⁽³⁾ Local Special School ⁽¹⁾⁽²⁾⁽³⁾	所有程度 All Levels	60	60	60	60	60	60	61	60	60	61	62
	小學 Primary	56	56	56	56	56	56	57	58	58	59	60
	中學 Secondary	59	59	59	59	59	59	60	59	60	61	62
英基學校協會屬下特殊學校 English Schools Foundation Special School	所有程度 All Levels	1	1	1	1	1	1	1	1	1	1	1
	小學 Primary	1	1	1	1	1	1	1	1	1	1	1
	中學 Secondary	1	1	1	1	1	1	1	1	1	1	1
設有特殊班的普通學校 ⁽⁴⁾⁽⁵⁾ Ordinary Schools with Special Classes ⁽⁴⁾⁽⁵⁾	所有程度 All Levels	3	4	4	3	5	6	8	9	8	8	8
	小學 Primary	2	2	2	1	2	2	4	4	2	2	2
	中學 Secondary	3	4	3	3	5	6	7	9	7	7	8

註： 數字不包括在社會福利署轄下註冊的特殊幼兒中心。

- (1) 2011年至2017年的數字包括一所主流化中的學校。該所學校的小學部於2010年8月完成主流化，而其中學部亦已於2018年8月完成主流化。
- (2) 本地特殊學校一般提供中學及小學教育，少量學校只提供中學／小學教育。
- (3) 本地特殊學校的數字包括一所在公立醫院運作並提供中學及小學教育的醫院學校。
- (4) 只有很少數的非公營普通學校開辦特殊班。
- (5) 普通學校特殊班的相關數字已作修訂，以劃一不同學校類別中的特殊班分類。

Notes: Figures do not include special child care centres registered under the Social Welfare Department.

- (1) Figures from 2011 to 2017 include one mainstreaming special school. The mainstreaming of its primary section was completed in August 2010 and the mainstreaming of its secondary section was completed in August 2018.
- (2) In general, local special schools provide primary and secondary education. A small number of schools provide solely primary/secondary education.
- (3) Figures of local special schools include 1 hospital school providing primary and secondary education at public hospitals.
- (4) Only a very small number of non-public sector ordinary schools are operating special classes.
- (5) Figures related to special classes in ordinary schools have been revised to standardise the classification of special classes across different sectors.

5.2 2011年至2021年接受特殊教育（包括普通學校的特殊班）學生人數 — 按程度統計
Student Enrolment in Special Education (Including Special Classes in Ordinary Schools) by Level, 2011-2021

		2011	2012	2013	2014	2015	2016	2017	2018	2019	2020	2021
接受特殊教育的學生總人數 Total Enrolment in Special Education	所有程度 All Levels	8 050	8 021	7 965	7 760	7 847	7 843	8 002	8 130	8 344	8 356	8 471
	小學 Primary	3 327	3 212	3 253	3 231	3 374	3 460	3 680	3 838	3 971	3 996	3 975
	中學 Secondary	4 723	4 809	4 712	4 529	4 473	4 383	4 322	4 292	4 373	4 360	4 496
在特殊學校就讀的學生人數 ⁽¹⁾⁽²⁾⁽³⁾ Enrolment in Special Schools ⁽¹⁾⁽²⁾⁽³⁾	所有程度 All Levels	8 008	7 946	7 904	7 712	7 770	7 752	7 896	8 008	8 270	8 290	8 379
	小學 Primary	3 312	3 198	3 226	3 224	3 362	3 449	3 633	3 806	3 946	3 980	3 956
	中學 Secondary	4 696	4 748	4 678	4 488	4 408	4 303	4 263	4 202	4 324	4 310	4 423
在普通學校特殊班就讀的學生 人數 ⁽⁴⁾⁽⁵⁾ Enrolment in Special Classes in Ordinary Schools ⁽⁴⁾⁽⁵⁾	所有程度 All Levels	42	75	61	48	77	91	106	122	74	66	92
	小學 Primary	15	14	27	7	12	11	47	32	25	16	19
	中學 Secondary	27	61	34	41	65	80	59	90	49	50	73

註： 數字反映該年9/10月的情況。數字不包括在社會福利署轄下註冊的特殊幼兒中心及那些在沒開辦特殊班的普通學校就讀而有特殊教育需要的學生。

- (1) 2011年至2017年的數字包括一所主流化中的學校。該所學校的小學部於2010年8月完成主流化，而其中學部亦已於2018年8月完成主流化。
- (2) 本地特殊學校一般提供中學及小學教育，少量學校只提供中學／小學教育。
- (3) 本地特殊學校的數字包括一所在公立醫院運作並提供中學及小學教育的醫院學校。
- (4) 只有很少數的非公營普通學校開辦特殊班。
- (5) 普通學校特殊班的相關數字已作修訂，以劃一不同學校類別中的特殊班分類。

Notes: Figures refer to the position as at September/October of the respective years. Figures do not include special child care centres registered under the Social Welfare Department and those students with special educational needs who are enrolled in ordinary schools without operating special classes.

- (1) Figures from 2011 to 2017 include one mainstreaming special school. The mainstreaming of its primary section was completed in August 2010 and the mainstreaming of its secondary section was completed in August 2018.
- (2) In general, local special schools provide primary and secondary education. A small number of schools provide solely primary/secondary education.
- (3) Figures of local special schools include 1 hospital school providing primary and secondary education at public hospitals.
- (4) Only a very small number of non-public sector ordinary schools are operating special classes.
- (5) Figures related to special classes in ordinary schools have been revised to standardise the classification of special classes across different sectors.

5.3 2011年至2021年本地特殊學校學生人數 — 按程度及類別統計 Student Enrolment in Local Special Schools by Level and Category, 2011-2021

類別 Category		2011	2012	2013	2014	2015	2016	2017	2018	2019	2020	2021
所有程度 All Levels		7 944	7 883	7 834	7 643	7 703	7 682	7 826	7 939	8 201	8 223	8 311
視障	Visual Impairment	126	122	124	126	125	123	112	110	119	125	126
聽障	Hearing Impairment	145	129	111	102	87	89	84	64	71	63	57
肢體傷殘	Physical Disability	932	929	936	921	915	883	877	907	903	880	872
智障	Intellectual Disability											
- 輕度	- Mild	3 116	3 122	3 098	3 051	3 049	3 103	3 154	3 218	3 295	3 314	3 356
- 中度	- Moderate	1 756	1 786	1 822	1 865	1 879	1 911	1 992	2 040	2 103	2 188	2 275
- 嚴重	- Severe	746	729	704	691	679	687	699	706	712	708	717
群育學校	School for Social Development	775	769	744	632	600	553	594	614	647	572	596
醫院學校	Hospital School	348	297	295	255	369	333	314	280	351	373	312
小學 Primary		3 283	3 167	3 195	3 191	3 337	3 423	3 610	3 783	3 920	3 955	3 931
視障	Visual Impairment	65	58	62	58	57	61	57	59	58	67	64
聽障	Hearing Impairment	27	29	22	18	20	25	25	20	26	23	22
肢體傷殘	Physical Disability	390	366	358	337	334	350	359	370	389	405	405
智障	Intellectual Disability											
- 輕度	- Mild	1 302	1 304	1 311	1 343	1 318	1 375	1 447	1 525	1 558	1 555	1 589
- 中度	- Moderate	777	753	767	826	879	918	992	1 094	1 149	1 172	1 216
- 嚴重	- Severe	295	290	292	311	318	330	353	373	364	355	340
群育學校	School for Social Development	191	181	179	153	175	155	183	180	181	149	161
醫院學校	Hospital School	236	186	204	145	236	209	194	162	195	229	134
中學 Secondary		4 661	4 716	4 639	4 452	4 366	4 259	4 216	4 156	4 281	4 268	4 380
視障	Visual Impairment	61	64	62	68	68	62	55	51	61	58	62
聽障	Hearing Impairment	118	100	89	84	67	64	59	44	45	40	35
肢體傷殘	Physical Disability	542	563	578	584	581	533	518	537	514	475	467
智障	Intellectual Disability											
- 輕度	- Mild	1 814	1 818	1 787	1 708	1 731	1 728	1 707	1 693	1 737	1 759	1 767
- 中度	- Moderate	979	1 033	1 055	1 039	1 000	993	1 000	946	954	1 016	1 059
- 嚴重	- Severe	451	439	412	380	361	357	346	333	348	353	377
群育學校	School for Social Development	584	588	565	479	425	398	411	434	466	423	435
醫院學校	Hospital School	112	111	91	110	133	124	120	118	156	144	178

註： 數字反映該年9月中的情況。數字不包括在社會福利署轄下註冊的特殊幼兒中心及那些在沒開辦特殊班的普通學校就讀而有特殊教育需要的學生。

Note: Figures refer to the position as at mid-September of the respective years. Figures do not include special child care centres registered under the Social Welfare Department and those students with special educational needs who are enrolled in ordinary schools without operating special classes.

名詞釋義
Glossary of Terms

名詞釋義

以下是學生人數統計中所用各主要名詞的定義，這些名詞的定義或會與教育局其他分部／組所用的定義不盡相同，故不能視為其他用途的正式定義。（為方便查閱，以下名詞是根據其英文譯名的字母次序排列。）

學額

幼稚園（包括幼稚園暨幼兒中心）方面，學額指每間課室或幼兒中心部分在容額證明書所列的註冊課室最高容額／幼兒中心部分的批准容額，並按當年開辦的半日班與全日班及幼稚園班與2-3歲班的學生人數分布情況計算。空置課室及空置的幼兒中心部分不包括在計算之內。

小學及中學方面，學額指有關學校的預設學位數目。就公營學校（包括官立、資助及按位津貼學校）而言，學校的學額是由教育局所規定。在不同年度、地區或學校，學額或會有所不同，須視乎當時的政策而定。

至於直接資助計劃及私立學校（包括私立獨立學校及國際學校），學額則按學校在「學生人數統計調查」中填報的計劃取錄學生人數而編算。

資助學校

由志願團體開辦的學校。這些學校的辦學經費，主要由政府按照統一的資助則例撥與。

按位津貼學校

受政府以按位津貼形式資助的學校（即按每名學生計算）。

Glossary of Terms

This glossary lists the definition of the major terms used in student enrolment statistics. They may differ from those used by other divisions/sections of the Education Bureau and should NOT therefore be taken as OFFICIAL ones to be adopted for other purposes. (For easy reference, the terms below are arranged in alphabetical order.)

Accommodation

For kindergartens (including kindergarten-cum-child care centres), it refers to the maximum capacity of a registered classroom/child-care-centre portion as stipulated on the Certificate of Accommodation/approved capacity of child-care-centre portions with reference to the split in student enrolment between half day and whole day sessions as well as between kindergarten classes and aged 2-3 classes in operation in the year. Vacant classrooms and vacant child care centre portions are not included in the counting.

For primary and secondary schools, it refers to the planned number of school places offered by the school concerned. For public sector schools (including government, aided and caput schools), accommodation of schools is stipulated by the Education Bureau, which may vary across years, districts or schools depending on the prevailing policy.

For Direct Subsidy Scheme and private schools (including Private Independent Schools and international schools), it is compiled with reference to the number of students that a school plans to admit as reported by the school in the Student Enrolment Survey.

Aided School

A school operated by a voluntary body and mainly financed by the Government through the unified Code of Aid.

Caput School

A school which receives Government assistance in the form of a Per Caput Grant (i.e. on a per student basis).

名詞釋義（續）

每班人數

在統計參照日，即9月時（除了2020年反映10月的情況），各班所註冊的學生人數。如一班內有不同級別的學生（即混合班），各級別的學生人數會以個別級別所有的學生計算。而班級數目則按該班內不同級別的數目而分為二分之一班、三分之一班等。

直接資助計劃

一項在1991年推行的計劃，目的旨在使教育制度更多元化，以為家長提供更多選擇。在這計劃下，直接資助學校在符合基本教育標準的情況下，可自行決定課程、學費及收生條件。政府所給予的資助，則視乎有關學校的收生人數而定（即有關學校能否吸引家長）。

分區

學校分區按其校舍所在的區議會分區劃分。本港共有18個區議會分區。由2019年開始，設在臨時校舍的學校會按其校舍原址所在的區議會分區劃分。

英基學校協會

指由「英基學校協會」管轄的國際學校。而「英基學校協會」是在1967年根據有關條例成立，在香港或其他地方擁有、管理、管治和營辦學校，該等學校是不分種族及宗教、提供以英語為媒介的現代的通才教育予能從上述教育獲益的男童及女童的。

官立學校

完全由政府資助及直接營辦的學校。

Glossary of Terms (Cont'd)

Class Size

The number of students registered in a class as at the reference date, i.e. in September (except for 2020 refers to October position). For a combined class with students from different grades, the class size of a particular grade is the number of students of that grade. The number of class is counted as one-half, one-third, etc. according to the number of grades in the class.

Direct Subsidy Scheme (DSS)

A scheme introduced in 1991 to inject more variety into the education system to provide parents with more choices. Under the scheme, schools are free to decide their curriculum, fees and entrance requirements that are consistent with basic education standards. Government subsidy may vary depending on the number of enrolment in the schools, i.e. on the success of the schools in attracting parents.

District

School districts are delineated by the District Council (DC) districts of the school premises. There are 18 DC districts in Hong Kong. Starting from 2019, the districts for schools with decanting premises are based on the DC districts of the original premises.

English Schools Foundation

They refer to those international schools operated under the administration of the English Schools Foundation (ESF). The ESF was established by Ordinance in 1967 to own, manage, administer and operate within Hong Kong or elsewhere schools offering, without regard to race or religion, a modern liberal education through the medium of English language to boys and girls who are able to benefit from such an education.

Government School

A school wholly financed and operated by the Government.

名詞釋義 (續)

級別

代表學生在一個學年內所修讀的學校課程。

國際學校

指主要為非本地學生提供完整的非本地正規課程，並經教育局認可為國際學校的學校。國際學校包括「英基學校協會」屬下的學校及其他私立國際學校。

幼稚園教育計劃

由2017年開始，政府推行新的幼稚園教育計劃，以取代學前教育學券計劃。在新政策下，政府會直接向參加幼稚園教育計劃的合資格本地非牟利幼稚園提供資助。政策目的是提供易於負擔的優質幼稚園教育，以及提高學童按其所需接受不同模式幼稚園教育的機會。

本地學校

幼稚園方面，本地學校是指根據香港課程發展議會頒布的最新幼稚園課程指引，提供全面的本地課程的幼稚園（包括幼稚園暨幼兒中心）。

就中、小學而言，國際學校以外的學校統稱為本地學校。這包括提供本地正規課程的學校，而該校學生亦會準備參與本地公開考試（如香港中學文憑），以及主要為本地學生而提供非本地正規課程的直接資助計劃學校及私立學校。

Glossary of Terms (Cont'd)

Grade

A division of the instructional programme of a school representing the work of one school year.

International Schools

They refer to those schools recognised by the Education Bureau as international schools that offer full non-local formal curricula primarily for non-local students. They include schools under the English Schools Foundation and other private international schools.

Kindergarten Education Scheme

From 2017, the Government has implemented the new Kindergarten Education Scheme to replace the Pre-primary Education Voucher Scheme. Under the new policy, eligible local non-profit-making kindergartens joining the Kindergarten Education Scheme will be provided with direct subsidy. The policy objectives are to provide quality and highly affordable kindergarten education, and to enhance students' access to different services that suit their needs.

Local Schools

For kindergartens, local schools refer to those kindergartens (including kindergarten-cum-child care centres) which offer a full local curriculum in accordance with the latest kindergarten education curriculum guide issued by the Curriculum Development Council of Hong Kong.

For primary and secondary schools, schools other than international schools are collectively referred to as local schools. These cover schools which offer a local formal curriculum and whose students are prepared to sit for local examinations (e.g. the Hong Kong Diploma of Secondary Education), as well as those Direct Subsidy Scheme schools and private schools which offer non-local formal curricula primarily for local students.

名詞釋義 (續)

學前教育學券計劃

學前教育學券計劃自2007年起推行，主要為入讀本地非牟利幼稚園幼兒班、低班或高班學童的家長提供直接學費資助，以供支付子女的幼稚園學費。由2017年開始，學前教育學券計劃被幼稚園教育計劃所取代。

私立獨立學校

私立獨立學校是根據1999年私立學校政策檢討推展的私立獨立學校計劃所設立的私立學校。私立獨立學校大部分開辦非本地正規課程。

私立學校

私立學校屬於私營學校，以自負盈虧和市場運作的原則營辦。

公營學校

公營學校指官立、資助及按位津貼學校。

重讀生

重讀生是指

甲) 在統計參照日，即9月時（除了2020年反映10月的情況），就讀與上個學年同一級別的學生，不論他們是在同一學校重讀，或是從另一學校轉校重讀，或

Glossary of Terms (Cont'd)

Pre-primary Education Voucher Scheme

The Pre-primary Education Voucher Scheme was introduced in 2007 mainly to provide direct fee subsidy for parents of children attending nursery, lower and upper classes in local non-profit-making kindergartens under the Pre-primary Education Voucher Scheme in meeting towards the tuition fee of kindergarten education for their children. The Pre-primary Education Voucher Scheme has been replaced by the Kindergarten Education Scheme since 2017.

Private Independent Schools

Private Independent Schools are private schools established under the Private Independent School Scheme which was launched pursuant to the 1999 Private School Policy Review. Most of the Private Independent Schools operate non-local formal curriculum course.

Private Schools

Private schools are privately run and operate on a self-financing and market driven basis.

Public sector schools

Public sector schools refer to government, aided and caput schools.

Repeaters

Repeaters refer to

a) students who as at the reference date, i.e. in September (except for 2020 refers to October position), are studying the same grade as they were in the last school year regardless of whether they are studying in the same school or have been transferred there from another school, or

名詞釋義 (續)

乙) 在上個學年內輟學而現時就讀輟學前同一級別的學生，不論他們以前是在那一所學校就讀。

學校

在學年初正在辦學的教育機構，而不論其註冊學生人數。學校的數目是以註冊數目計算。一間學校可以有一個或多個校址，以及有一個或多個學校行政單位。另一方面，兩間或以上的學校亦可分佔同一個校址辦學，及由一個或多個學校行政單位管理。

學校數目的統計數字是由教育局學校發展分部提供。藝術與科技教育中心（前稱實用教育中心）、可觀自然中心暨天文館和明愛陳震夏郊野學園亦包括在學校數目內。

學校類別

學校可根據經費來源及營辦方式而劃分為官立、資助、按位津貼、直接資助計劃、私立及國際。

上課時間

學校指定學生回校上課的一段時間。學校可分別開辦上午班、下午班及全日制班級或同時開辦上述班級。

普通學校的特殊班

在普通學校內特別為有特殊學習需要的學生所開辦的班級。只有很少數的非公營普通學校開辦特殊班。

Glossary of Terms (Cont'd)

b) students who had withdrawn from studies during the last school year and are now attending the same grade as they did before they withdrew regardless of the school they previously attended.

School

An education institution in operation at the beginning of the school year, irrespective of the number of students enrolled. The number of schools is registration based. A school may be situated at one or more locations and managed by one or more school administrations. On the other hand, two or more schools may share accommodation in a single premises and managed by one or more administrations.

Statistics on the number of schools are provided by the School Development Division of the Education Bureau. The Arts & Technology Education Centre (previously known as Practical Education Centre), Ho Koon Nature Ed Cum Astronomical Centre and Caritas Chan Chun Ha Field Studies Centre have been included in the total number of schools.

Sector

Schools are classified into government, aided, caput, Direct Subsidy Scheme, private and international according to the mode of financing and operation.

Session

A period of time on a school day in which a group of students attend school. Schools may operate AM, PM, and Whole Day sessions separately or in combinations.

Special Class in Ordinary School

A class operated in an ordinary school particularly for students with special educational needs. Only a very small number of non-public sector ordinary schools are operating special classes.

名詞釋義 (續)

特殊學校

為較為嚴重殘疾兒童提供教育的學校，例如：視障、聽障、肢體傷殘或智障的兒童。

學生人數

幼稚園、小學及中學的學生人數是指在統計參照日，即9月時（除了2020年反映10月的情況），的就讀人數。所列數字已包括重讀生人數。

Glossary of Terms (Cont'd)

Special School

A school which provides education for children with more severe disability, e.g. visual impairment, hearing impairment, physical disability and intellectually disability.

Student Enrolment

Student enrolment in kindergartens, primary and secondary schools refers to the number of students in these schools as at the reference date, i.e. in September (except for 2020 refers to October position). Figures shown include the number of repeaters.

