

2022／23 學年學生人數統計

(幼稚園、小學及中學)

Student Enrolment Statistics, 2022/23

(Kindergartens, Primary and Secondary Schools)

[illegible]

2022／23 學年學生人數統計

（幼稚園、小學及中學）

Student Enrolment Statistics, 2022/23

(Kindergartens, Primary and Secondary Schools)

有關本刊物的查詢，請聯絡：

Enquiries about this publication can be directed to:

	主題 Topic	查詢電話 Enquiry Telephone No.	電郵地址 Email Address
幼稚園 Kindergartens	學生統計 Enrolment Statistics	3509 8443	edstat@edb.gov.hk
	幼稚園數目 Number of Kindergartens	2186 8993	eokga2@edb.gov.hk
小學 Primary Schools	學生統計 Enrolment Statistics	3509 8442	edstat@edb.gov.hk
	學校數目 Number of Schools	3509 8465	sd_centralteam1@edb.gov.hk
中學 Secondary Schools	學生統計 Enrolment Statistics	3509 8442	edstat@edb.gov.hk
	學校數目 Number of Schools	3509 8465	sd_centralteam1@edb.gov.hk

目錄 CONTENTS

		頁數 Page
簡介	INTRODUCTION	1 - 3
統計表	TABLES	
	I. 所有學校 All Schools	7 - 17
	II. 幼稚園 Kindergartens	21 - 38
	III. 小學 Primary Schools	41 - 56
	IV. 中學 Secondary Schools	59 - 76
	V. 特殊教育 Special Education	79 - 81
統計圖	CHARTS	7 - 62
名詞釋義	GLOSSARY OF TERMS	85 - 90

目錄 CONTENTS

頁數 Page

統計表 TABLES

I. 所有學校 All Schools

1.1	2012年至2022年日校數目 — 按學校類別統計 Day Schools by Type/Sector, 2012-2022	11
1.2	2012年至2022年私立中學夜校數目 Number of Private Secondary Evening Schools, 2012-2022	12
1.3	2012年至2022年日校學生人數 — 按學校類別統計 Student Enrolment in Day Schools by Type/Sector, 2012-2022	13
1.4	2012年至2022年其他日間中學課程學生人數 Student Enrolment in Other Secondary Day Courses, 2012-2022	17
1.5	2012年至2022年夜間中學課程學生人數 Student Enrolment in Secondary Evening Courses, 2012-2022	17

II. 幼稚園 Kindergartens

2.1	2012年至2022年幼稚園學額及學生人數 — 按級別統計 Accommodation and Student Enrolment in Kindergartens by Grade, 2012-2022	
	(A) 本地及非本地幼稚園 Local and Non-local Kindergartens	21
	(B) 本地幼稚園 Local Kindergartens	22
	(C) 非本地幼稚園 Non-local Kindergartens	23
	(D) 參加學前教育學券計劃/幼稚園教育計劃的幼稚園 Kindergartens Joining the Pre-primary Education Voucher Scheme/ Kindergarten Education Scheme	24
2.2	2022年幼稚園學額及學生人數 — 按學校宗教背景統計 Accommodation and Student Enrolment in Kindergartens by Religious Background of School, 2022	26
2.3	2022年幼稚園學額及學生人數 — 按幼稚園類別及級別統計 Accommodation and Student Enrolment in Kindergartens by Type of Kindergarten and Grade, 2022	27
2.4	2022年幼稚園學額及學生人數 — 按幼稚園類別及上課時間統計 Accommodation and Student Enrolment in Kindergartens by Type of Kindergarten and Session, 2022	28

目錄 CONTENTS

	頁數 Page
統計表(續) TABLES (Cont'd)	
2.5 2022年幼稚園學額及學生人數 — 按幼稚園類別、級別及上課時間統計 Accommodation and Student Enrolment in Kindergartens by Type of Kindergarten, Grade and Session, 2022	29
2.6 2022年幼稚園學額及學生人數 — 按分區及幼稚園類別統計 Accommodation and Student Enrolment in Kindergartens by District and Type of Kindergarten, 2022	30
2.7 2022年幼稚園學額及學生人數 — 按分區及級別統計 Accommodation and Student Enrolment in Kindergartens by District and Grade, 2022	
(A) 本地及非本地幼稚園 Local and Non-local Kindergartens	31
(B) 本地幼稚園 Local Kindergartens	32
(C) 參加幼稚園教育計劃的幼稚園 Kindergartens Joining the Kindergarten Education Scheme	33
2.8 2022年幼稚園學額及學生人數 — 按分區及上課時間統計 Accommodation and Student Enrolment in Kindergartens by District and Session, 2022	
(A) 本地及非本地幼稚園 Local and Non-local Kindergartens	34
(B) 本地幼稚園 Local Kindergartens	35
(C) 參加幼稚園教育計劃的幼稚園 Kindergartens Joining the Kindergarten Education Scheme	36
2.9 2022年幼稚園學生人數 — 按級別、性別及年齡統計 Student Enrolment in Kindergartens by Grade, Sex and Age, 2022	
(A) 本地及非本地幼稚園 Local and Non-local Kindergartens	37
(B) 本地幼稚園 Local Kindergartens	38
III. 小學 Primary Schools	
3.1 2012年至2022年小學開辦班數、學額、學生人數及重讀生人數 — 按級別統計 Operating Classes, Accommodation, Student Enrolment and Repeaters in Primary Schools by Grade, 2012-2022	41
3.2 2012年至2022年小學開辦班數、學額、學生人數及重讀生人數 — 按學校類別統計 Operating Classes, Accommodation, Student Enrolment and Repeaters in Primary Schools by Sector, 2012-2022	42

目錄 CONTENTS

	頁數 Page
統計表(續) TABLES (Cont'd)	
3.3 2022年小學開辦班數、學額、學生人數及重讀生人數 — 按學校類別及級別統計 Operating Classes, Accommodation, Student Enrolment and Repeaters in Primary Schools by Sector and Grade, 2022	45
3.4 2022年小學開辦班數、學額及學生人數 — 按學校宗教背景統計 Operating Classes, Accommodation and Student Enrolment in Primary Schools by Religious Background of School, 2022	46
3.5 2022年小學開辦班數 — 按分區及級別統計 Operating Classes in Primary Schools by District and Grade, 2022	
(A) 所有學校 All Schools	47
(B) 公營及直接資助計劃學校 Public Sector and DSS Schools	48
(C) 國際及其他私立學校 International and Other Private Schools	49
3.6 2022年小學學額 — 按分區及級別統計 Accommodation in Primary Schools by District and Grade, 2022	
(A) 所有學校 All Schools	50
(B) 公營及直接資助計劃學校 Public Sector and DSS Schools	51
(C) 國際及其他私立學校 International and Other Private Schools	52
3.7 2022年小學學生人數 — 按分區及級別統計 Student Enrolment in Primary Schools by District and Grade, 2022	
(A) 所有學校 All Schools	53
(B) 公營及直接資助計劃學校 Public Sector and DSS Schools	54
(C) 國際及其他私立學校 International and Other Private Schools	55
3.8 2022年小學學生人數 — 按級別、性別及年齡統計 Student Enrolment in Primary Schools by Grade, Sex and Age, 2022	56
IV. 中學 Secondary Schools	
4.1 2012年至2022年中學日校開辦班數、學額、學生人數及重讀生人數 — 按級別統計 Operating Classes, Accommodation, Student Enrolment and Repeaters in Secondary Day Schools by Grade, 2012-2022	59
4.2 2012年至2022年中學日校開辦班數、學額、學生人數及重讀生人數 — 按學校類別統計 Operating Classes, Accommodation, Student Enrolment and Repeaters in Secondary Day Schools by Sector, 2012-2022	60

目錄 CONTENTS

	頁數 Page
統計表(續) TABLES (Cont'd)	
4.3 2022年中學日校開辦班數、學額、學生人數及重讀生人數 — 按學校類別及級別統計 Operating Classes, Accommodation, Student Enrolment and Repeaters in Secondary Day Schools by Sector and Grade, 2022	63
4.4 2022年中學日校開辦班數、學額及學生人數 — 按學校宗教背景統計 Operating Classes, Accommodation and Student Enrolment in Secondary Day Schools by Religious Background of School, 2022	64
4.5 2022年中學日校開辦班數 — 按分區及級別統計 Operating Classes in Secondary Day Schools by District and Grade, 2022	
(A) 所有學校 All Schools	65
(B) 公營及直接資助計劃學校 Public Sector and DSS Schools	66
(C) 國際及其他私立學校 International and Other Private Schools	67
4.6 2022年中學日校學額 — 按分區及級別統計 Accommodation in Secondary Day Schools by District and Grade, 2022	
(A) 所有學校 All Schools	68
(B) 公營及直接資助計劃學校 Public Sector and DSS Schools	69
(C) 國際及其他私立學校 International and Other Private Schools	70
4.7 2022年中學日校學生人數 — 按分區及級別統計 Student Enrolment in Secondary Day Schools by District and Grade, 2022	
(A) 所有學校 All Schools	71
(B) 公營及直接資助計劃學校 Public Sector and DSS Schools	72
(C) 國際及其他私立學校 International and Other Private Schools	73
4.8 2022年中學日校學生人數 — 按級別、性別及年齡統計 Student Enrolment in Secondary Day Schools by Grade, Sex and Age, 2022	74
4.9 2012年至2022年其他日間中學課程學生人數 — 按級別統計 Student Enrolment in Other Secondary Day Courses by Grade, 2012-2022	75
4.10 2012年至2022年夜間中學課程學生人數 — 按級別統計 Student Enrolment in Secondary Evening Courses by Grade, 2012-2022	76

目錄 CONTENTS

	頁數 Page
統計表(續) TABLES (Cont'd)	
V. 特殊教育 Special Education	
5.1 2012年至2022年特殊學校及設有特殊班的普通學校數目 Number of Special Schools and Ordinary Schools with Special Classes, 2012-2022	79
5.2 2012年至2022年接受特殊教育（包括普通學校的特殊班）學生人數 — 按程度統計 Student Enrolment in Special Education (Including Special Classes in Ordinary Schools) by Level, 2012-2022	80
5.3 2012年至2022年本地特殊學校學生人數 — 按程度及類別統計 Student Enrolment in Local Special Schools by Level and Category, 2012-2022	81

目錄 CONTENTS

		頁數 Page
統計圖 CHARTS		
1	2022年日校數目及學生人數 — 按學校分類統計 Number of Day Schools and Student Enrolment by School Type, 2022	7
2	2022年幼稚園數目及學生人數 — 按幼稚園類別統計 Number of Kindergartens and Student Enrolment by Type of Kindergarten, 2022	8
3	2022年普通小學數目及學生人數 — 按學校類別統計 Number of Ordinary Primary Schools and Student Enrolment by Sector, 2022	9
4	2022年普通中學日校數目及學生人數 — 按學校類別統計 Number of Ordinary Secondary Day Schools and Student Enrolment by Sector, 2022	10
5	2012年至2022年幼稚園學生人數 — 按幼稚園類別統計 Student Enrolment in Kindergartens by Type of Kindergarten, 2012-2022	14
6	2012年至2022年小學學生人數 — 按學校類別統計 Student Enrolment in Primary Schools by Sector, 2012-2022	15
7	2012年至2022年中學日校學生人數 — 按學校類別統計 Student Enrolment in Secondary Day Schools by Sector, 2012-2022	16
8	2012年至2022年幼稚園學額及學生人數 Accommodation and Student Enrolment in Kindergartens, 2012-2022	25
9	2012年至2022年小學學額及學生人數 Accommodation and Student Enrolment in Primary Schools, 2012-2022	43
10	2012年至2022年小學每班平均人數 Average Class Size in Primary Schools, 2012-2022	44
11	2012年至2022年中學日校學額及學生人數 Accommodation and Student Enrolment in Secondary Day Schools, 2012-2022	61
12	2012年至2022年中一每班平均人數 Average Class Size in Secondary One, 2012-2022	62

簡介

1. 本報告列載普通幼稚園、小學及中學的學生人數詳細統計數字，亦包括為有特殊教育需要學生而設學校的學生人數基本統計數字。
2. 本報告所載的學生人數統計數字，是根據教育局各資訊系統所備存的行政記錄，以及學校教育統計組按年進行「學生人數統計調查」所搜集的數據編製而成。就 2022/23 學年的統計數字而言，大部分數據（主要包括所有公營中、小學和參加幼稚園教育計劃的幼稚園的數據）是來自上述資訊系統；而餘下有關國際和其他私立中、小學的數據，以及上述資訊系統未能提供的一些有關幼稚園和直接資助計劃中、小學的特定數據項目，則是透過「學生人數統計調查」搜集得來。是項統計調查的回應率為 100%。
3. 除註明外，所有幼稚園、小學及中學的學生統計數字均反映該學年 9 月的情况（除了 2020 年反映 10 月的情况）。為簡化代號，本報告會以學年開始的年份來表示某一學年，即 2022 年的數字是指 2022/23 學年的數字。

Introduction

1. This report presents detailed statistics on student enrolment in ordinary kindergartens, primary and secondary schools. Basic statistics on enrolment in schools for students with special educational needs are also included.
2. Student enrolment statistics contained in this report are compiled based on administrative records kept in the Bureau's information systems as well as data collected via the annual Student Enrolment Survey conducted by the School Education Statistics Section. For statistics of the 2022/23 school year, the main bulk of data, covering primarily all public sector primary and secondary schools as well as kindergartens participating in the Kindergarten Education Scheme, were available from the information systems. The remaining data, being those of international and other private primary and secondary schools as well as selected data items of kindergartens and Direct Subsidy Scheme (DSS) primary and secondary schools, that were not available from the information systems, were collected via the survey. The survey achieved a response rate of 100%.
3. Unless otherwise stated, all enrolment statistics for kindergartens, primary and secondary schools refer to the position as at September (except for 2020 refers to October position) of the respective school years. To simplify the notations, the year that a school year commences is used to represent the school year hereafter. In other words, statistics for 2022 refer to those for the 2022/23 school year.

簡介 (續)

4. 由 2005 年 9 月 1 日開始，當局實施協調學前服務的措施，凡提供 3 歲或以上學前服務的機構（包括過往受社會福利署監管且提供 0 至 6 歲或 2 至 6 歲服務的幼兒中心），均須根據《教育條例》（第 279 章）註冊為幼稚園，並以幼稚園或幼稚園暨幼兒中心的模式營辦。下文所述的「幼稚園」，已包括「幼稚園暨幼兒中心」。有關幼稚園的數字包括幼稚園暨幼兒中心開辦的幼兒班、低班及高班的數字。

5. 當局於 2008/09 學年起，透過公營學校提供免費高中教育，並由 2009 年 9 月開始，在中四推出三年的新高中學制。因此，由 2011 年開始有關中六學生的數字是反映就讀新高中學制的學生，並不能與較早年份的數字比較。此外，新高中學制亦於 2012/13 學年全面推行，本地課程自該學年起沒有中七津貼學額。

Introduction (Cont'd)

4. Upon harmonisation of pre-primary services on 1 September 2005, all pre-primary institutions providing services for children aged 3 or above (including child care centres providing services for children aged 0-6 or 2-6 supervised by the Social Welfare Department before then) are registered as kindergartens under the Education Ordinance (Cap. 279) and are operated as kindergartens or kindergarten-cum-child care centres. Kindergartens hereafter mentioned include these kindergarten-cum-child care centres. Figures for kindergartens include nursery, lower and upper classes in kindergarten-cum-child care centres.

5. Starting from the 2008/09 school year, senior secondary education is provided free through public sector schools. The 3-year senior secondary education under the New Senior Secondary Academic Structure was implemented in Secondary 4 in September 2009. Therefore, figures for Secondary 6 students from 2011 onwards referred to students enrolled under the New Senior Secondary Academic Structure. Accordingly, they are not comparable to figures for earlier years. Moreover, upon the full implementation of the New Senior Secondary Academic Structure in the 2012/13 school year, there are no subsidised Secondary 7 places under the local curriculum starting from that school year.

簡介 (續)

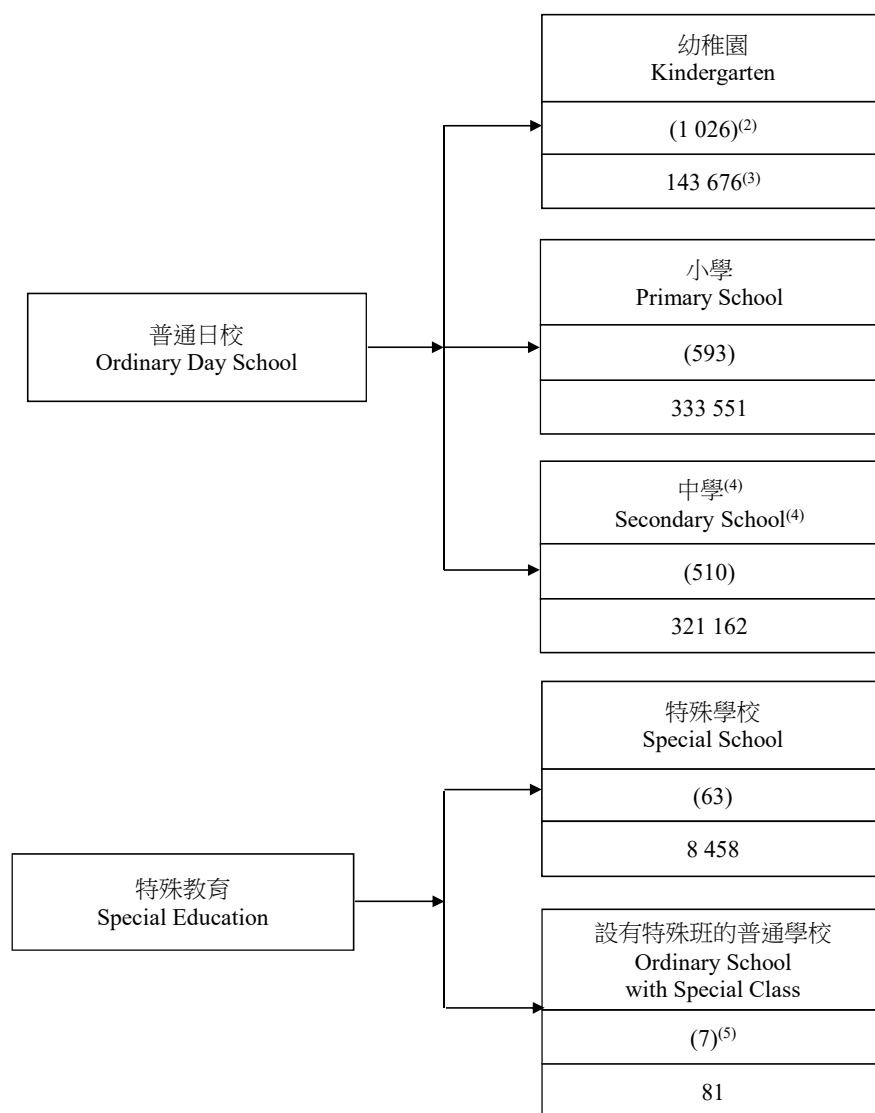
6. 為方便編製按級別的統計數字，本局已要求提供非本地正規課程的學校（主要為國際及其他私立學校），按相等於本地正規課程的級別程度劃分提供按級別的學生數據。小學的統計數字亦包括國際及其他私立小學開辦的預備班的數字。
7. 為方便讀者了解學生人數統計的各項數字，本報告的最後部分附有「名詞釋義」，列出學生人數統計中各主要名詞的定義。這些名詞的定義或會與教育局其他分部／組所用的定義不盡相同，故不能視為其他用途的正式定義。

Introduction (Cont'd)

6. To facilitate the compilation of statistics by grade, schools offering non-local formal curriculum (mainly refer to international and other private schools) have been requested to provide the student data by grade according to the grades equivalent to those of the local formal curriculum. Figures for primary schools also cover those of preparatory classes operated by international and other private primary schools.
7. To facilitate better understanding of the statistics, a glossary listing the definitions of major terms is given at the end of this report. The definitions listed may differ from those used by other divisions/sections of the Education Bureau and should NOT therefore be taken as OFFICIAL ones to be adopted for other purposes.

I
所有學校
All Schools

圖 1 2022年日校數目⁽¹⁾及學生人數 — 按學校分類統計
 Chart 1 Number of Day Schools⁽¹⁾ and Student Enrolment by School Type, 2022



註： 學生人數反映2022年9月15日的情況。

(1) 只包括在教育局註冊的學校。

(2) 數字包括幼稚園暨幼兒中心。

(3) 數字包括幼稚園暨幼兒中心的幼兒班、低班及高班。

(4) 數字不包括營辦補習班、職業訓練及成人教育的私立學校。這些學校亦可能開辦日間中學課程。

(5) 指有開辦特殊班的普通學校，只有很少數的非公營普通學校開辦特殊班。其數字亦計算在相應的普通小學和中學學校數目內。

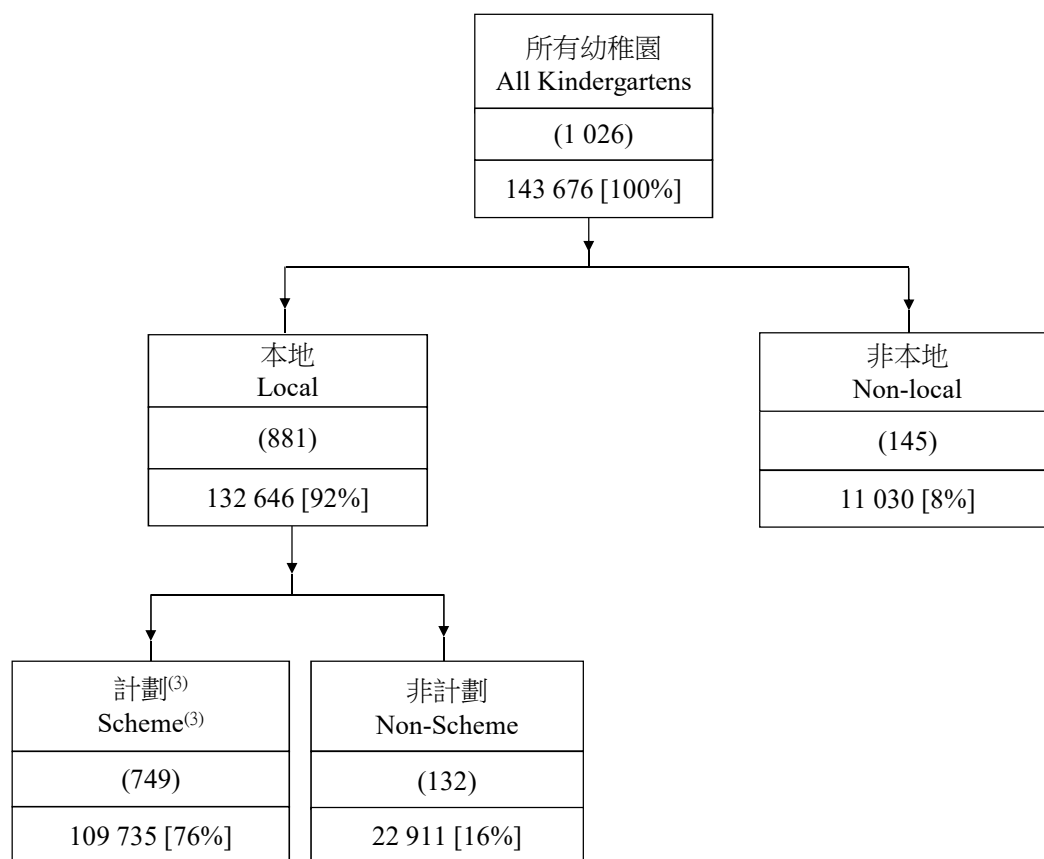
() 括號內之數字代表所示的學校數目。

資料來源： 教育局學校教育統計組
 教育局學校發展分部中央1組
 教育局幼稚園行政組
 教育局特殊教育分部

Notes: Figures on enrolment refer to the position as at 15 September 2022.
 (1) Including only schools registered under the Education Bureau.
 (2) Figures include kindergarten-cum-child care centres.
 (3) Figures include nursery, lower and upper classes in kindergarten-cum-child care centres.
 (4) Figures exclude private schools offering tutorial, vocational and adult education courses, which may also operate secondary day courses.
 (5) Referring to ordinary schools offering special classes. Only a very small number of non-public sector ordinary schools are operating special classes. They are also counted in the respective numbers of ordinary primary and secondary schools.
 () Figures in brackets represent the respective numbers of schools.

Sources: School Education Statistics Section, Education Bureau
 Central Team 1/School Development Division, Education Bureau
 Kindergarten Administration Section, Education Bureau
 Special Education Division, Education Bureau

圖 2 2022年幼稚園數目⁽¹⁾及學生人數⁽²⁾ — 按幼稚園類別統計
 Chart 2 Number of Kindergartens⁽¹⁾ and Student Enrolment⁽²⁾ by Type of Kindergarten, 2022



註： 學生人數反映2022年9月15日的情況。

(1) 只包括在教育局註冊的幼稚園及幼稚園暨幼兒中心。所有幼稚園及幼稚園暨幼兒中心均屬私營。

(2) 數字包括幼稚園暨幼兒中心的幼兒班、低班及高班。

(3) 「計劃」代表幼稚園教育計劃。

() 圓括號內的數字代表所示幼稚園及幼稚園暨幼兒中心的數目。

[] 方括號內的數字代表所示學生人數佔總學生人數的百分比。

資料來源： 教育局學校教育統計組
 教育局幼稚園行政組

Notes: Figures on enrolment refer to the position as at 15 September 2022.

(1) Including only kindergartens and kindergarten-cum-child care centres registered under the Education Bureau. All kindergartens and kindergarten-cum-child care centres are privately run.

(2) Figures include nursery, lower and upper classes in kindergarten-cum-child care centres.

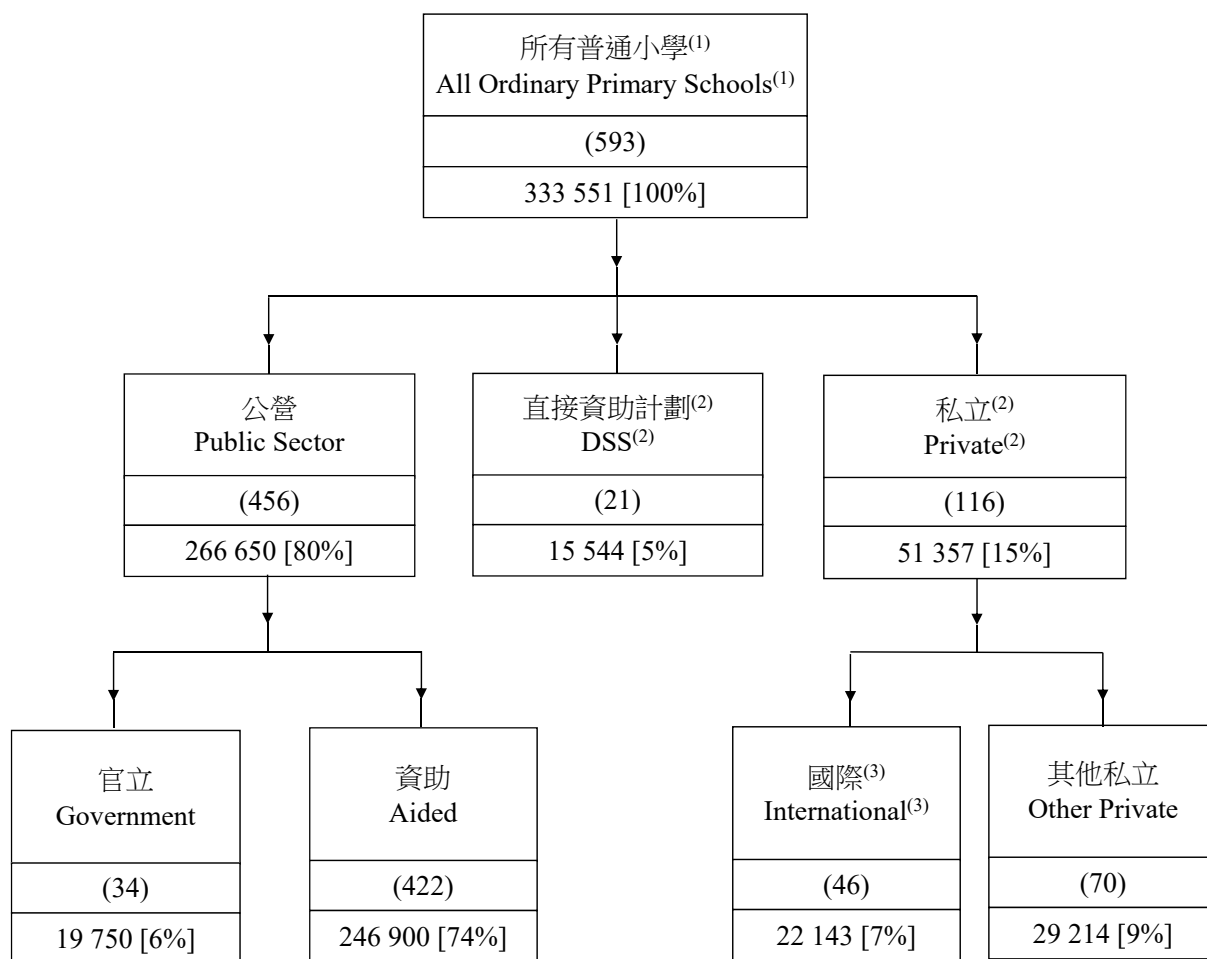
(3) "Scheme" stands for Kindergarten Education Scheme.

() Figures in round brackets represent the respective numbers of kindergartens and kindergarten-cum-child care centres.

[] Figures in square brackets represent the respective percentage shares of student enrolment in total enrolment.

Sources: School Education Statistics Section, Education Bureau
 Kindergarten Administration Section, Education Bureau

圖 3 2022年普通小學數目及學生人數 — 按學校類別統計
Chart 3 Number of Ordinary Primary Schools and Student Enrolment by Sector, 2022



註： 學生人數反映2022年9月15日的情況。

(1) 只包括在教育局註冊的學校。數字不包括特殊學校。

(2) 部分非公營學校開辦非本地正規課程。

(3) 國際學校可能同時開辦小學及中學。因此，將不同程度的國際學校數目相加並不等於所有國際學校的總數。

() 圓括號內之數字代表所示的學校數目。

[] 方括號內的數字代表所示學生人數佔總學生人數的百分比。由於四捨五入關係，個別百分比相加可能與相應的總數不同。

資料來源： 教育局學校教育統計組
教育局學校發展分部中央1組

Notes: Figures on enrolment refer to the position as at 15 September 2022.

(1) Including only schools registered under the Education Bureau. Figures do not include special schools.

(2) Some of the non-public sector schools operate non-local formal curriculum courses.

(3) International schools may operate at both primary and secondary levels at the same time. Therefore, adding the respective numbers at different levels will not give the total number of international schools.

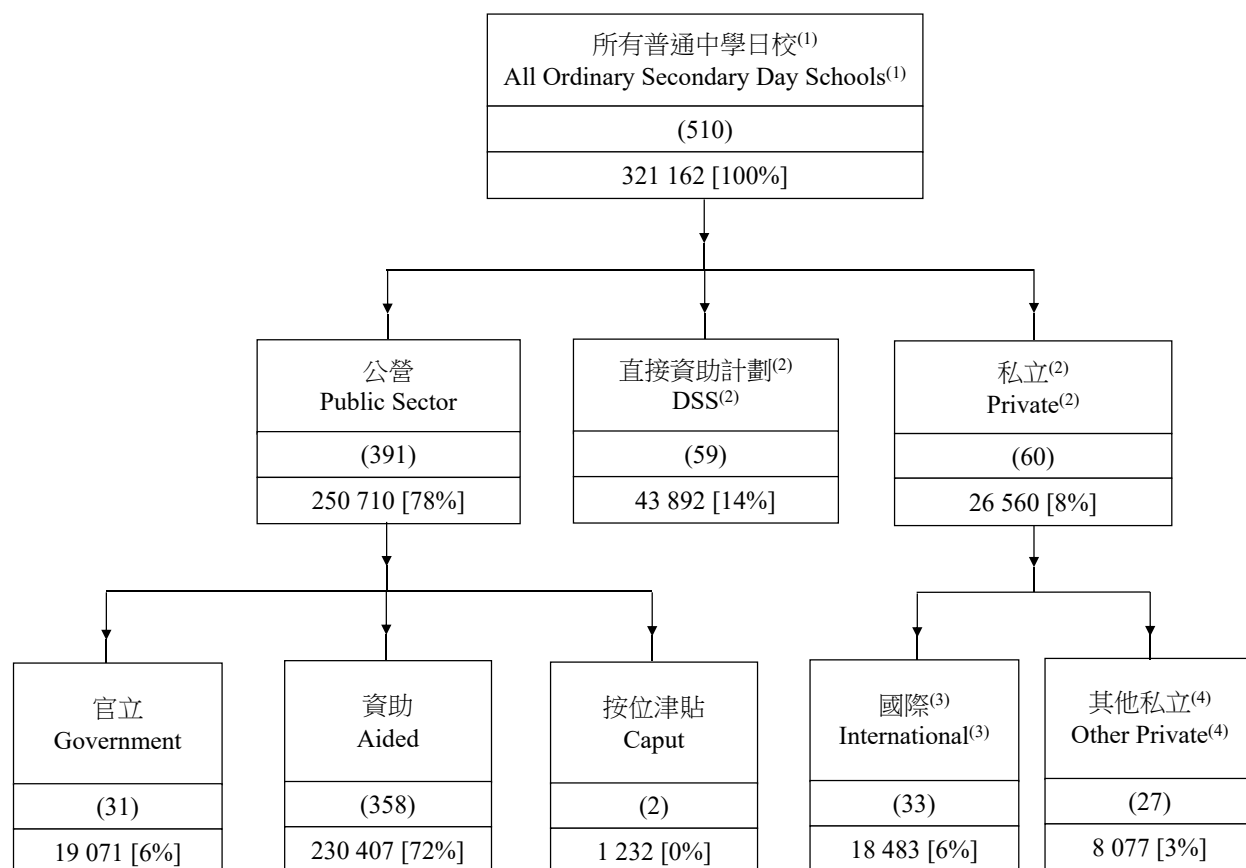
() Figures in round brackets represent the respective numbers of schools.

[] Figures in square brackets represent the respective percentage shares of student enrolment in total enrolment. Figures may not add up to the corresponding totals due to rounding.

Sources: School Education Statistics Section, Education Bureau
Central Team 1/School Development Division, Education Bureau

圖 4
Chart 4

2022年普通中學日校數目及學生人數 — 按學校類別統計
Number of Ordinary Secondary Day Schools and Student Enrolment by Sector, 2022



註：學生人數反映2022年9月15日的情況。

(1) 只包括在教育局註冊的學校。數字不包括特殊學校。

(2) 部分非公營學校開辦非本地正規課程。

(3) 國際學校可能同時開辦小學及中學。因此，將不同程度的國際學校數目相加並不等於所有國際學校的總數。

(4) 數字不包括營辦補習班、職業訓練及成人教育的私立學校。這些學校亦可能開辦日間中學課程。

() 圓括號內之數字代表所示的學校數目。

[] 方括號內的數字代表所示學生人數佔總學生人數的百分比。由於四捨五入關係，個別百分比相加可能與相應的總數不同。

資料來源：教育局學校教育統計組
教育局學校發展分部中央1組

Notes: Figures on enrolment refer to the position as at 15 September 2022.

(1) Including only schools registered under the Education Bureau. Figures do not include special schools.

(2) Some of the non-public sector schools operate non-local formal curriculum courses.

(3) International schools may operate at both primary and secondary levels at the same time. Therefore, adding the respective numbers at different levels will not give the total number of international schools.

(4) Figures exclude private schools offering tutorial, vocational and adult education courses, which may also operate secondary day courses.

() Figures in round brackets represent the respective numbers of schools.

[] Figures in square brackets represent the respective percentage shares of student enrolment in total enrolment. Figures may not add up to the corresponding totals due to rounding.

Sources: School Education Statistics Section, Education Bureau
Central Team 1/School Development Division, Education Bureau

1.1 2012年至2022年日校數目－按學校類別統計 Day Schools by Type/Sector, 2012-2022

學校類別 Type/Sector			2012	2013	2014	2015	2016	2017	2018	2019	2020	2021	2022
幼稚園 ^(1,2) Kindergarten ^(1,2)	本地	Local	861	869	874	872	876	881	884	894	897	893	881
	非本地	Non-local	96	100	104	128	138	149	149	155	149	149	145
	合計	All	957	969	978	1 000	1 014	1 030	1 033	1 049	1 046	1 042	1 026
小學 Primary	官立	Government	34	34	34	34	34	34	34	34	34	34	34
	資助	Aided	421	419	418	420	420	420	422	421	421	422	422
	直接資助計劃 ⁽³⁾	DSS ⁽³⁾	21	21	21	21	21	21	21	21	21	21	21
	國際 ⁽⁴⁾	International ⁽⁴⁾	41	43	45	44	43	44	46	44	45	45	46
	其他私立 ⁽³⁾	Other Private ⁽³⁾	52	52	53	53	57	62	64	67	68	69	70
	合計	All	569	569	571	572	575	581	587	587	589	591	593
中學 Secondary	官立	Government	32	32	31	31	31	31	31	31	31	31	31
	資助	Aided	362	362	362	360	360	359	359	359	359	359	358
	按位津貼	Caput	3	2	2	2	2	2	2	2	2	2	2
	直接資助計劃 ⁽³⁾	DSS ⁽³⁾	61	62	61	61	61	61	60	59	59	59	59
	國際 ⁽⁴⁾	International ⁽⁴⁾	29	29	30	30	31	33	34	33	33	33	33
	其他私立 ^(3,5)	Other Private ^(3,5)	32	27	23	22	21	20	20	20	22	24	27
	合計	All	519	514	509	506	506	506	506	504	506	508	510
特殊學校 ⁽²⁾ Special School ⁽²⁾	本地／資助	Local/Aided	60	60	60	60	60	61	60	60	61	62	62
	國際 ⁽⁶⁾	International ⁽⁶⁾	1	1	1	1	1	1	1	1	1	1	1
	合計	All	61	61	61	61	61	62	61	61	62	63	63

註： (1) 包括幼稚園暨幼兒中心。
(2) 不包括在社會福利署轄下註冊的特殊幼兒中心。
(3) 部分非公營學校開辦非本地正規課程。
(4) 國際學校可能同時開辦小學及中學。因此，將不同程度的國際學校數目相加並不等於所有國際學校的總數。
(5) 不包括營辦補習班、職業訓練及成人教育的私立學校。這些學校亦可能開辦日間中學課程。
(6) 指英基學校協會屬下的一所特殊學校。

Notes: (1) Including kindergarten-cum-child care centres.
(2) Excluding special child care centres registered under the Social Welfare Department.
(3) Some of the non-public sector schools operate non-local formal curriculum courses.
(4) International schools may operate at both primary and secondary levels at the same time. Therefore, adding the respective numbers at different levels will not give the total number of international schools.
(5) Excluding private schools offering tutorial, vocational and adult education courses, which may also operate secondary day courses.
(6) Referring to one special school under the English Schools Foundation.

1.2 2012年至2022年私立⁽¹⁾中學夜校數目

Number of Private⁽¹⁾ Secondary Evening Schools, 2012-2022

	2012	2013	2014	2015	2016	2017	2018	2019	2020	2021	2022
私立中學夜校 Private Secondary Evening Schools	28	28	26	26	21	21	18	17	16	6	6

註： (1) 不包括營辦補習班、職業訓練及成人教育的私立學校。這些學校亦可能開辦夜間中學課程。

Note: (1) Excluding private schools offering tutorial, vocational and adult education courses, which may also operate secondary evening courses.

1.3 2012年至2022年日校學生人數 — 按學校類別統計 Student Enrolment in Day Schools by Type/Sector, 2012-2022

學校類別 Type/Sector			2012	2013	2014	2015	2016	2017	2018	2019	2020	2021	2022
幼稚園 ⁽¹⁾ Kindergarten ⁽¹⁾	本地	Local	155 473	160 605	166 755	171 935	170 410	167 032	159 895	160 006	152 287	143 597	132 646
	非本地	Non-local	9 291	9 238	9 642	13 463	13 622	14 115	14 507	14 291	12 648	12 359	11 030
合計			164 764	169 843	176 397	185 398	184 032	181 147	174 402	174 297	164 935	155 956	143 676
小學 Primary	官立	Government	20 972	20 979	21 131	21 466	22 000	22 618	23 159	23 043	22 393	21 084	19 750
	資助	Aided	237 555	238 888	245 022	251 540	260 482	270 839	278 732	278 030	270 930	258 571	246 900
	直接資助計劃 ⁽²⁾	DSS ⁽²⁾	14 275	14 562	14 839	15 120	15 326	15 590	15 759	15 935	15 918	15 744	15 544
	國際	International	18 844	19 492	20 193	20 439	21 093	21 912	22 720	23 156	22 783	22 933	22 143
	其他私立 ⁽²⁾	Other Private ⁽²⁾	25 796	26 997	28 115	28 993	30 107	31 090	32 095	33 064	32 233	30 662	29 214
	合計	All	317 442	320 918	329 300	337 558	349 008	362 049	372 465	373 228	364 257	348 994	333 551
中學 Secondary	官立	Government	26 313	24 937	23 540	22 260	21 360	21 013	20 574	20 551	20 467	19 910	19 071
	資助	Aided	318 624	297 177	277 105	258 899	245 956	238 971	233 630	234 319	235 991	233 724	230 407
	按位津貼	Caput	2 914	1 577	1 465	1 366	1 293	1 258	1 221	1 256	1 215	1 224	1 232
	直接資助計劃 ⁽²⁾	DSS ⁽²⁾	48 985	49 103	48 268	47 232	46 356	45 863	45 601	46 049	45 586	44 636	43 892
	國際	International	15 530	16 088	16 442	16 530	16 664	16 956	17 478	17 977	18 232	18 561	18 483
	其他私立 ^(2,3)	Other Private ^(2,3)	6 421	6 463	6 311	6 322	6 523	6 743	6 994	7 242	7 520	7 872	8 077
合計			418 787	395 345	373 131	352 609	338 152	330 804	325 498	327 394	329 011	325 927	321 162
特殊教育 ⁽⁴⁾ Special Education ⁽⁴⁾	本地/資助	Local/Aided	7 883	7 834	7 643	7 703	7 682	7 826	7 939	8 201	8 223	8 311	8 389
	國際 ⁽⁵⁾	International ⁽⁵⁾	130	129	113	136	158	168	186	137	128	155	144
	其他私立	Other Private	8	2	4	8	3	8	5	6	5	5	6
合計			8 021	7 965	7 760	7 847	7 843	8 002	8 130	8 344	8 356	8 471	8 539

註： 數字反映該年9/10月的情况。

(1) 包括幼稚園暨幼兒中心的幼兒班、低班及高班。

(2) 部分非公營學校開辦非本地正規課程。

(3) 不包括由營辦補習班、職業訓練及成人教育的私立學校所開辦的日間中學課程。

(4) 包括特殊學校和很少數的非公營普通學校開辦的特殊班，但不包括在社會福利署轄下註冊的特殊幼兒中心及那些在沒開辦特殊班的普通學校就讀而有特殊教育需要的學生。

(5) 包括英基學校協會屬下的一所特殊學校及設於普通國際學校的特殊班。

Notes: Figures refer to the position as at September/October of the respective years.

(1) Including nursery, lower and upper classes in kindergarten-cum-child care centres.

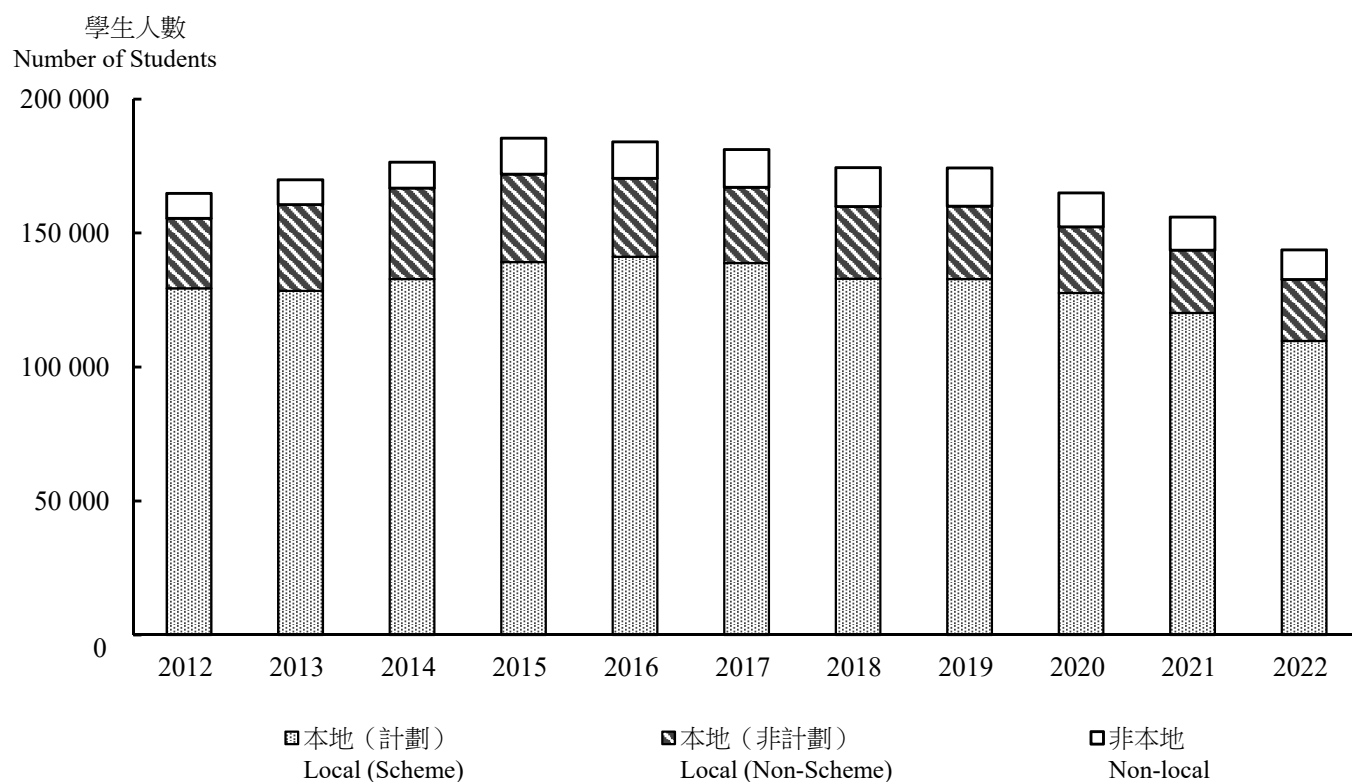
(2) Some of the non-public sector schools operate non-local formal curriculum courses.

(3) Excluding secondary day courses operated by private schools offering tutorial, vocational and adult education courses.

(4) Including special schools and a very small number of special classes in non-public sector ordinary schools, but excluding special child care centres registered under the Social Welfare Department and those students with special educational needs who are enrolled in ordinary schools without operating special classes.

(5) Including one special school under the English Schools Foundation and special classes in ordinary international schools.

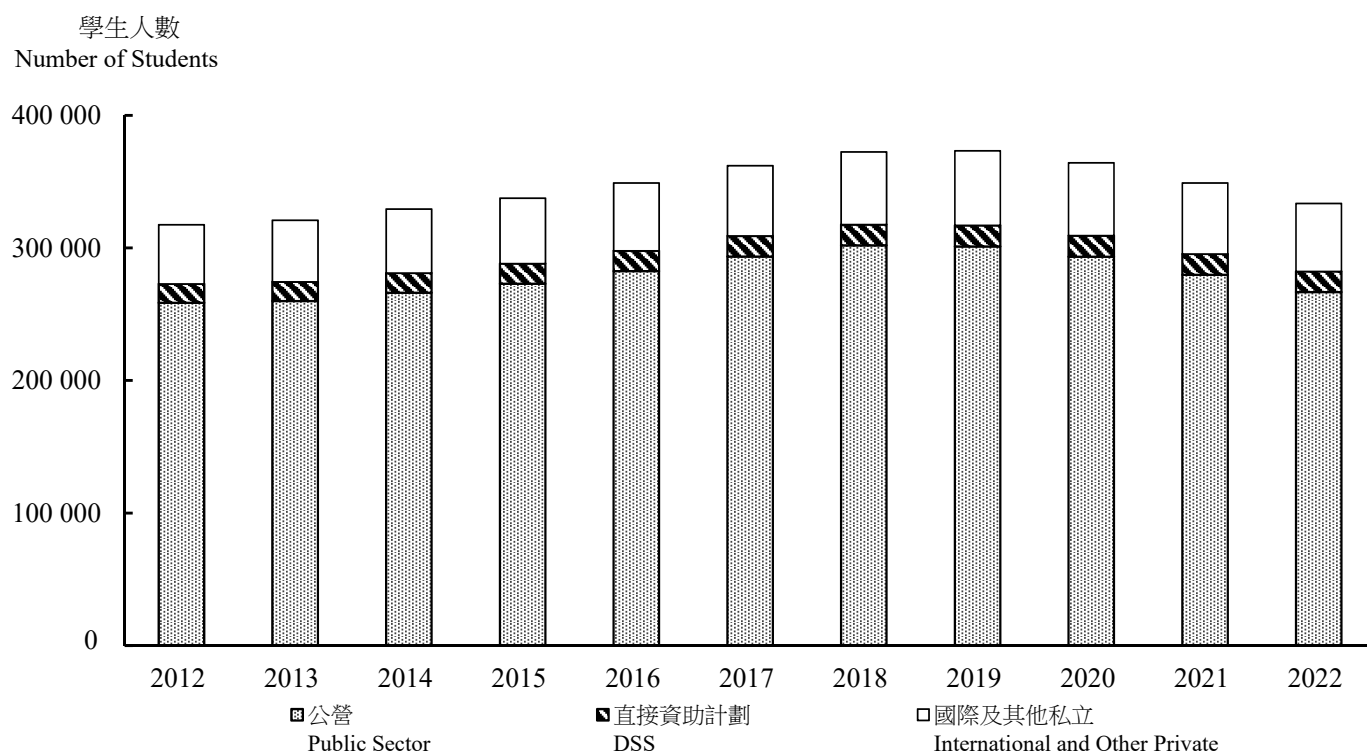
圖 5 2012年至2022年幼稚園學生人數 — 按幼稚園類別統計
Chart 5 Student Enrolment in Kindergartens by Type of Kindergarten, 2012-2022



- 註：
- (1) 2020年數字反映10月中情況，其餘則為該年9月中的情況。
 - (2) 數字包括幼稚園暨幼兒中心的幼兒班、低班及高班。
 - (3) 「計劃」代表2012年至2016年的學前教育學券計劃，及由2017年起的幼稚園教育計劃。

- Notes:
- (1) Figures for 2020 refer to the position as at mid-October, and others refer to the position as at mid-September of the respective years.
 - (2) Figures include nursery, lower and upper classes in kindergarten-cum-child care centres.
 - (3) "Scheme" stands for Pre-primary Education Voucher Scheme from 2012 to 2016, and Kindergarten Education Scheme with effect from 2017.

圖 6 2012年至2022年小學學生人數 — 按學校類別統計
Chart 6 Student Enrolment in Primary Schools by Sector, 2012-2022



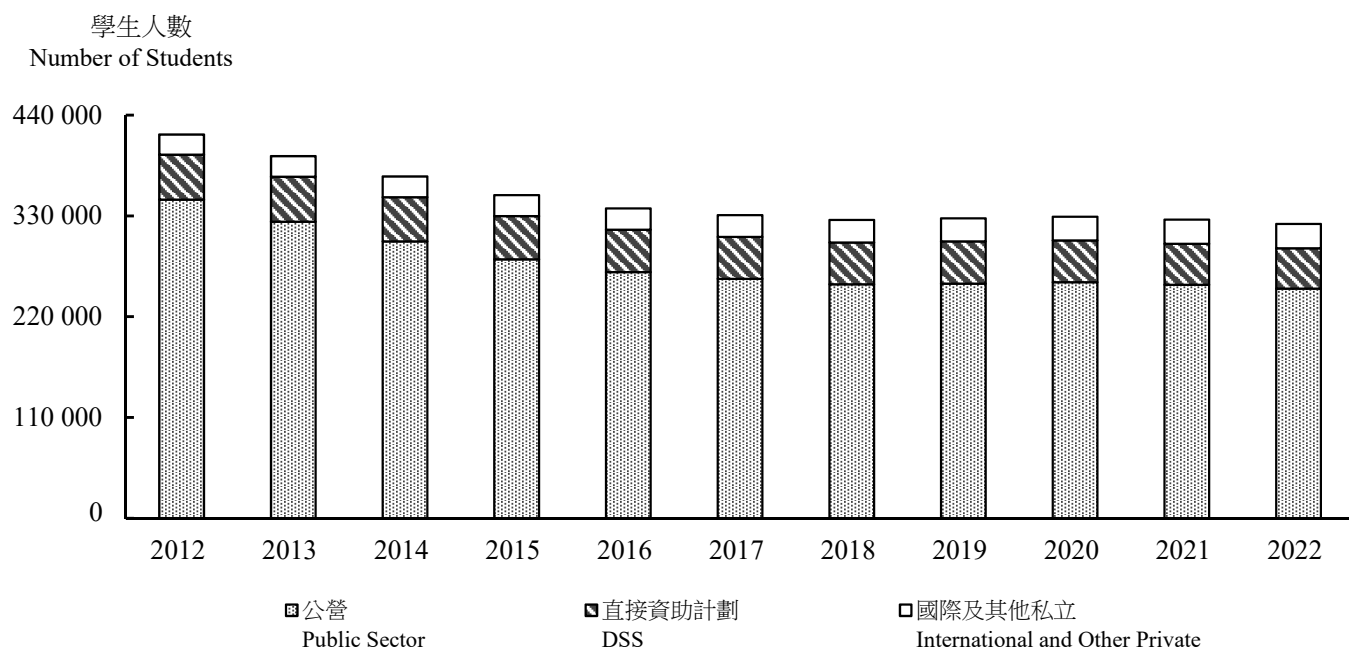
註：

- (1) 2020年數字反映10月中情況，其餘則為該年9月中的情況。
- (2) 數字包括普通小學，但不包括特殊學校。
- (3) 部分非公營學校開辦非本地正規課程。

Notes:

- (1) Figures for 2020 refer to the position as at mid-October, and others refer to the position as at mid-September of the respective years.
- (2) Figures include ordinary primary schools, but not special schools.
- (3) Some of the non-public sector schools operate non-local formal curriculum courses.

圖 7 2012年至2022年中學日校學生人數 — 按學校類別統計
Chart 7 Student Enrolment in Secondary Day Schools by Sector, 2012-2022



- 註：
- (1) 2020年數字反映10月中情況，其餘則為該年9月中的情況。
 - (2) 數字包括普通中學日校，但不包括特殊學校及由營辦補習班、職業訓練及成人教育的私立學校所開辦的日間中學課程。
 - (3) 部分非公營學校開辦非本地正規課程。

- Notes:
- (1) Figures for 2020 refer to the position as at mid-October, and others refer to the position as at mid-September of the respective years.
 - (2) Figures include ordinary secondary day schools, but not special schools and secondary day courses operated by private schools offering tutorial, vocational and adult education courses.
 - (3) Some of the non-public sector schools operate non-local formal curriculum courses.

1.4 2012年至2022年其他⁽¹⁾日間中學課程學生人數
Student Enrolment in Other⁽¹⁾ Secondary Day Courses, 2012-2022

	2012	2013	2014	2015	2016	2017	2018	2019	2020	2021	2022
其他日間中學課程 Other Secondary Day Courses	1 411	1 157	806	563	412	352	332	318	288	317	415

註： 2020年數字反映10月中情況，其餘則為該年9月中的情況。
(1) 指由營辦補習班、職業訓練及成人教育的私立學校所開辦的日間中學課程。資料從2006年起開始搜集。

Notes: Figures for 2020 refer to the position as at mid-October, and others refer to the position as at mid-September of the respective years.
(1) Referring to secondary day courses operated by private schools offering tutorial, vocational and adult education courses. Information has been collected since 2006.

1.5 2012年至2022年夜間中學課程⁽¹⁾學生人數
Student Enrolment in Secondary Evening Courses⁽¹⁾, 2012-2022

	2012	2013	2014	2015	2016	2017	2018	2019	2020	2021	2022
夜間中學課程 Secondary Evening Courses	1 936	1 870	1 666	1 526	1 285	1 226	1 193	1 031	1 006	1 082	986

註： 2020年數字反映10月中情況，其餘則為該年9月中的情況。
(1) 包括由私立中學（當中包括於指定中心授課的認可辦學機構）和營辦補習班、職業訓練及成人教育的私立學校所開辦的夜間中學課程。

Notes: Figures for 2020 refer to the position as at mid-October, and others refer to the position as at mid-September of the respective years.
(1) Including secondary evening courses operated by private secondary schools (also covering those operated by approved course providers in designated centres) and private schools offering tutorial, vocational and adult education courses.

II
幼稚園
Kindergartens

2.1 2012年至2022年幼稚園學額及學生人數 — 按級別統計
Accommodation and Student Enrolment in Kindergartens by Grade, 2012-2022

(A) 本地及非本地幼稚園
Local and Non-local Kindergartens

級別 Grade		2012	2013	2014	2015	2016	2017	2018	2019	2020	2021	2022
所有級別 All Grades												
學額 Accommodation		197 553	201 162	205 843	214 348	215 483	214 156	208 235	208 308	204 362	198 255	189 379
學生人數 Enrolment		164 764	169 843	176 397	185 398	184 032	181 147	174 402	174 297	164 935	155 956	143 676
幼兒班 Nursery Class												
學額 Accommodation		66 438	69 293	73 816	76 799	67 408	70 080	69 661	70 380	66 777	63 375	61 720
學生人數 Enrolment		54 829	57 824	62 369	65 323	57 355	59 350	58 168	58 710	53 877	50 003	46 985
低班 Lower Class												
學額 Accommodation		67 673	67 050	68 240	73 047	77 563	68 996	71 548	70 090	71 001	67 630	63 799
學生人數 Enrolment		56 483	56 699	58 738	63 315	65 769	58 481	59 978	58 534	57 195	53 199	48 646
高班 Upper Class												
學額 Accommodation		63 442	64 819	63 787	64 502	70 512	75 080	67 026	67 838	66 584	67 250	63 860
學生人數 Enrolment		53 452	55 320	55 290	56 760	60 908	63 316	56 256	57 053	53 863	52 754	48 045

註： (1) 2020年數字反映10月中情況，其餘則為該年9月中的情況。
(2) 數字包括幼稚園暨幼兒中心的幼兒班、低班及高班。
(3) 有關學額的數字，並不包括空置課室及空置的幼兒中心部分。

Notes: (1) Figures for 2020 refer to the position as at mid-October, and others refer to the position as at mid-September of the respective years.
(2) Figures include nursery, lower and upper classes in kindergarten-cum-child care centres.
(3) Figures on accommodation do not include vacant classrooms and vacant child care centre portions.

2.1 (續) 2012年至2022年幼稚園學額及學生人數 — 按級別統計
(Cont'd) Accommodation and Student Enrolment in Kindergartens by Grade, 2012-2022

(B) 本地幼稚園
Local Kindergartens

級別 Grade		2012	2013	2014	2015	2016	2017	2018	2019	2020	2021	2022
所有級別 All Grades												
學額 Accommodation		184 251	187 908	191 771	195 356	195 391	193 163	186 898	186 975	184 346	178 724	171 303
學生人數 Enrolment		155 473	160 605	166 755	171 935	170 410	167 032	159 895	160 006	152 287	143 597	132 646
幼兒班 Nursery Class												
學額 Accommodation		61 215	63 892	68 256	69 275	60 203	62 465	61 936	62 438	59 387	55 893	54 378
學生人數 Enrolment		51 139	54 052	58 543	59 978	52 409	54 163	52 817	53 246	49 150	45 295	42 540
低班 Lower Class												
學額 Accommodation		62 542	61 893	62 950	65 954	69 357	60 980	63 217	62 003	63 092	59 888	56 818
學生人數 Enrolment		52 851	53 039	55 048	58 229	60 273	53 096	54 313	53 116	52 173	48 253	44 265
高班 Upper Class												
學額 Accommodation		60 494	62 123	60 565	60 127	65 831	69 718	61 745	62 534	61 867	62 943	60 107
學生人數 Enrolment		51 483	53 514	53 164	53 728	57 728	59 773	52 765	53 644	50 964	50 049	45 841

註： (1) 2020年數字反映10月中情況，其餘則為該年9月中的情況。
(2) 數字包括幼稚園暨幼兒中心的幼兒班、低班及高班。
(3) 有關學額的數字，並不包括空置課室及空置的幼兒中心部分。

Notes: (1) Figures for 2020 refer to the position as at mid-October, and others refer to the position as at mid-September of the respective years.
(2) Figures include nursery, lower and upper classes in kindergarten-cum-child care centres.
(3) Figures on accommodation do not include vacant classrooms and vacant child care centre portions.

2.1 (續) 2012年至2022年幼稚園學額及學生人數 — 按級別統計
(Cont'd) Accommodation and Student Enrolment in Kindergartens by Grade, 2012-2022

(C) 非本地幼稚園
Non-local Kindergartens

級別 Grade		2012	2013	2014	2015	2016	2017	2018	2019	2020	2021	2022
所有級別 All Grades												
學額 Accommodation		13 302	13 254	14 072	18 992	20 092	20 993	21 337	21 333	20 016	19 531	18 076
學生人數 Enrolment		9 291	9 238	9 642	13 463	13 622	14 115	14 507	14 291	12 648	12 359	11 030
幼兒班 Nursery Class												
學額 Accommodation		5 223	5 401	5 560	7 524	7 205	7 615	7 725	7 942	7 390	7 482	7 342
學生人數 Enrolment		3 690	3 772	3 826	5 345	4 946	5 187	5 351	5 464	4 727	4 708	4 445
低班 Lower Class												
學額 Accommodation		5 131	5 157	5 290	7 093	8 206	8 016	8 331	8 087	7 909	7 742	6 981
學生人數 Enrolment		3 632	3 660	3 690	5 086	5 496	5 385	5 665	5 418	5 022	4 946	4 381
高班 Upper Class												
學額 Accommodation		2 948	2 696	3 222	4 375	4 681	5 362	5 281	5 304	4 717	4 307	3 753
學生人數 Enrolment		1 969	1 806	2 126	3 032	3 180	3 543	3 491	3 409	2 899	2 705	2 204

註： (1) 2020年數字反映10月中情況，其餘則為該年9月中的情況。
(2) 數字包括幼稚園暨幼兒中心的幼兒班、低班及高班。
(3) 有關學額的數字，並不包括空置課室及空置的幼兒中心部分。

Notes: (1) Figures for 2020 refer to the position as at mid-October, and others refer to the position as at mid-September of the respective years.
(2) Figures include nursery, lower and upper classes in kindergarten-cum-child care centres.
(3) Figures on accommodation do not include vacant classrooms and vacant child care centre portions.

2.1 (續) 2012年至2022年幼稚園學額及學生人數 — 按級別統計
(Cont'd) Accommodation and Student Enrolment in Kindergartens by Grade, 2012-2022

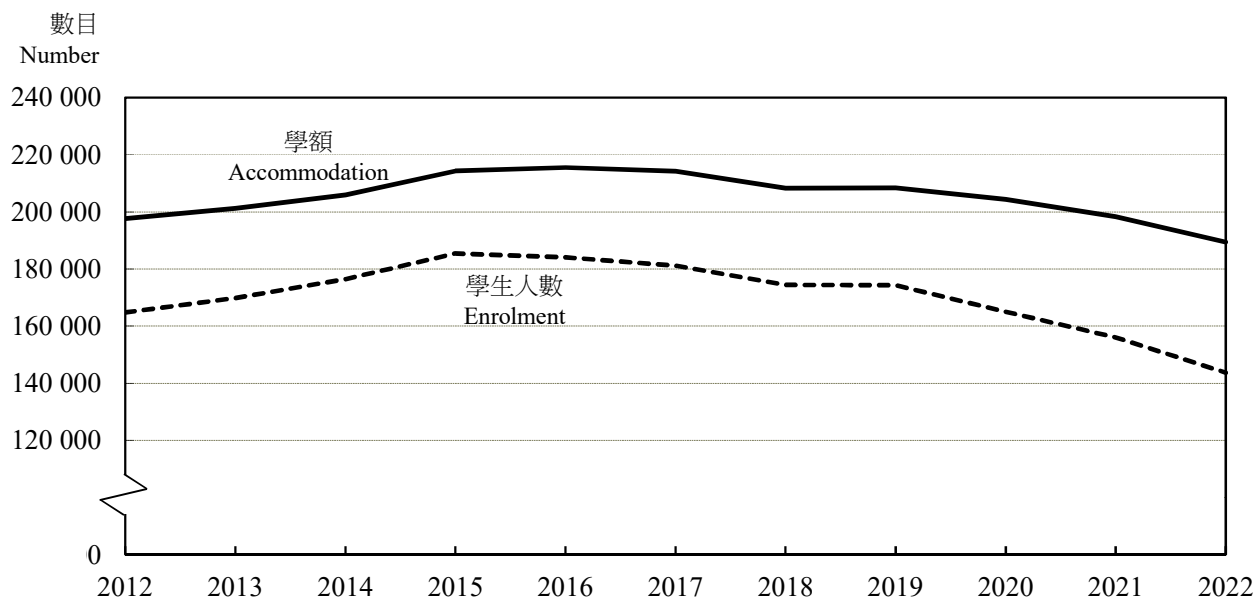
(D) 參加學前教育學券計劃/幼稚園教育計劃的幼稚園
Kindergartens Joining the Pre-primary Education Voucher Scheme/Kindergarten Education Scheme

級別 Grade		2012	2013	2014	2015	2016	2017	2018	2019	2020	2021	2022
所有級別 All Grades												
學額 Accommodation		152 490	149 207	151 373	156 295	159 420	157 978	153 313	152 524	151 117	147 391	139 860
學生人數 Enrolment		129 372	128 388	132 829	139 127	141 127	138 771	132 960	132 823	127 610	120 152	109 735
幼兒班 Nursery Class												
學額 Accommodation		50 100	50 130	53 459	54 959	48 853	50 835	50 378	50 405	48 043	45 561	43 665
學生人數 Enrolment		42 280	42 799	46 318	48 254	43 253	44 877	43 639	43 813	40 730	37 433	34 659
低班 Lower Class												
學額 Accommodation		51 521	48 984	49 504	52 564	56 381	49 431	51 894	50 141	51 651	49 147	46 350
學生人數 Enrolment		43 780	42 355	43 777	46 954	49 735	43 749	45 149	43 811	43 631	40 190	36 494
高班 Upper Class												
學額 Accommodation		50 869	50 093	48 410	48 772	54 186	57 712	51 041	51 978	51 423	52 683	49 845
學生人數 Enrolment		43 312	43 234	42 734	43 919	48 139	50 145	44 172	45 199	43 249	42 529	38 582

- 註： (1) 2020年數字反映10月中情況，其餘則為該年9月中的情況。
(2) 數字包括幼稚園暨幼兒中心的幼兒班、低班及高班。
(3) 有關學額的數字，並不包括空置課室及空置的幼兒中心部分。
(4) 2012年至2016年的學生人數包括非持有學券但在參加學前教育學券計劃的幼稚園（包括幼稚園暨幼兒中心）就讀的學生。由2017年起，學生人數包括非持有幼稚園入學註冊證但在參加幼稚園教育計劃的幼稚園（包括幼稚園暨幼兒中心）就讀的學生。
(5) 所有參加學前教育學券計劃或幼稚園教育計劃的幼稚園都是合資格的本地非牟利幼稚園。

- Notes: (1) Figures for 2020 refer to the position as at mid-October, and others refer to the position as at mid-September of the respective years.
(2) Figures include nursery, lower and upper classes in kindergarten-cum-child care centres.
(3) Figures on accommodation do not include vacant classrooms and vacant child care centre portions.
(4) Enrolment figures from 2012 to 2016 include students who are not holders of Certificate of Eligibility under the Pre-primary Education Voucher Scheme but attend kindergartens (including kindergarten-cum-child care centres) joining the Scheme. With effect from 2017, enrolment figures include students who are not holders of Registration Certificate for Kindergarten Admission but attend kindergartens (including kindergarten-cum-child care centres) joining the Kindergarten Education Scheme.
(5) All kindergartens joining the Pre-primary Education Voucher Scheme or the Kindergarten Education Scheme are eligible local non-profit-making kindergartens.

圖 8 2012年至2022年幼稚園學額及學生人數
Chart 8 Accommodation and Student Enrolment in Kindergartens, 2012-2022



- 註： (1) 2020年數字反映10月中情況，其餘則為該年9月中的情況。
(2) 數字包括幼稚園暨幼兒中心的幼兒班、低班及高班。
(3) 有關學額的數字，並不包括空置課室及空置的幼兒中心部分。

- Notes: (1) Figures for 2020 refer to the position as at mid-October, and others refer to the position as at mid-September of the respective years.
(2) Figures include nursery, lower and upper classes in kindergarten-cum-child care centres.
(3) Figures on accommodation do not include vacant classrooms and vacant child care centre portions.

2.2

2022年幼稚園學額及學生人數 — 按學校宗教背景統計

Accommodation and Student Enrolment in Kindergartens by Religious Background of School, 2022

學校宗教背景 Religious Background of School		學額 Accommodation	學生人數 Enrolment
所有學校	All	189 379	143 676
無宗教	No Religion	89 046	66 539
基督教	Christianity / Protestantism	79 119	60 504
天主教	Catholicism	15 668	12 207
佛教	Buddhism	3 052	2 509
道教	Taoism	1 455	1 196
儒釋道三教	Confucianism, Buddhism and Taoism	784	575
伊斯蘭教	Islam	136	91
其他	Others	119	55

- 註： (1) 數字反映2022年9月15日的情況。
 (2) 數字包括幼稚園暨幼兒中心的幼兒班、低班及高班。
 (3) 有關學額的數字，並不包括空置課室及空置的幼兒中心部分。

- Notes: (1) Figures refer to the position as at 15 September 2022.
 (2) Figures include nursery, lower and upper classes in kindergarten-cum-child care centres.
 (3) Figures on accommodation do not include vacant classrooms and vacant child care centre portions.

2.3 2022年幼稚園學額及學生人數 — 按幼稚園類別及級別統計

Accommodation and Student Enrolment in Kindergartens by Type of Kindergarten and Grade, 2022

幼稚園類別 Type of Kindergarten			所有級別 All Grades	幼兒班 Nursery Class	低班 Lower Class	高班 Upper Class
本地及非本地 Local and Non-local	學額	Accommodation	189 379	61 720	63 799	63 860
	學生人數	Enrolment	143 676	46 985	48 646	48 045
本地 Local	學額	Accommodation	171 303	54 378	56 818	60 107
	學生人數	Enrolment	132 646	42 540	44 265	45 841
參加幼稚園教育計劃 Joining the Kindergarten Education Scheme	學額	Accommodation	139 860	43 665	46 350	49 845
	學生人數	Enrolment	109 735	34 659	36 494	38 582
沒有參加幼稚園教育計劃 Not joining the Kindergarten Education Scheme	學額	Accommodation	31 443	10 713	10 468	10 262
	學生人數	Enrolment	22 911	7 881	7 771	7 259
非本地 Non-local	學額	Accommodation	18 076	7 342	6 981	3 753
	學生人數	Enrolment	11 030	4 445	4 381	2 204

- 註： (1) 數字反映2022年9月15日的情況。
 (2) 數字包括幼稚園暨幼兒中心的幼兒班、低班及高班。
 (3) 有關學額的數字，並不包括空置課室及空置的幼兒中心部分。
 (4) 就讀參加幼稚園教育計劃的幼稚園（包括幼稚園暨幼兒中心）的學生人數包括非持有幼稚園入學註冊證的學生。
 (5) 所有參加幼稚園教育計劃的幼稚園都是合資格的本地非牟利幼稚園。

- Notes: (1) Figures refer to the position as at 15 September 2022.
 (2) Figures include nursery, lower and upper classes in kindergarten-cum-child care centres.
 (3) Figures on accommodation do not include vacant classrooms and vacant child care centre portions.
 (4) Figures on student enrolment in kindergartens (including kindergarten-cum-child care centres) joining the Kindergarten Education Scheme include students who are not holders of Registration Certificate of Kindergarten Admission.
 (5) All kindergartens joining the Kindergarten Education Scheme are eligible local non-profit-making kindergartens.

2.4 2022年幼稚園學額及學生人數 — 按幼稚園類別及上課時間統計
Accommodation and Student Enrolment in Kindergartens by Type of Kindergarten and Session, 2022

幼稚園類別 Type of Kindergarten			所有上課時間 All Sessions	上午 AM	下午 PM	全日 Whole Day
本地及非本地 Local and Non-local	學額	Accommodation	189 379	83 465	51 461	54 453
	學生人數	Enrolment	143 676	64 834	34 508	44 334
本地 Local	學額	Accommodation	171 303	73 164	45 972	52 167
	學生人數	Enrolment	132 646	58 417	31 372	42 857
參加幼稚園教育計劃 Joining the Kindergarten Education Scheme	學額	Accommodation	139 860	55 881	33 881	50 098
	學生人數	Enrolment	109 735	45 329	22 971	41 435
沒有參加幼稚園教育計劃 Not joining the Kindergarten Education Scheme	學額	Accommodation	31 443	17 283	12 091	2 069
	學生人數	Enrolment	22 911	13 088	8 401	1 422
非本地 Non-local	學額	Accommodation	18 076	10 301	5 489	2 286
	學生人數	Enrolment	11 030	6 417	3 136	1 477

- 註： (1) 數字反映2022年9月15日的情況。
(2) 數字包括幼稚園暨幼兒中心的幼兒班、低班及高班。
(3) 有關學額的數字，並不包括空置課室及空置的幼兒中心部分。
(4) 就讀參加幼稚園教育計劃的幼稚園（包括幼稚園暨幼兒中心）的學生人數包括非持有幼稚園入學註冊證的學生。
(5) 所有參加幼稚園教育計劃的幼稚園都是合資格的本地非牟利幼稚園。

- Notes: (1) Figures refer to the position as at 15 September 2022.
(2) Figures include nursery, lower and upper classes in kindergarten-cum-child care centres.
(3) Figures on accommodation do not include vacant classrooms and vacant child care centre portions.
(4) Figures on student enrolment in kindergartens (including kindergarten-cum-child care centres) joining the Kindergarten Education Scheme include students who are not holders of Registration Certificate of Kindergarten Admission.
(5) All kindergartens joining the Kindergarten Education Scheme are eligible local non-profit-making kindergartens.

2.5 2022年幼稚園學額及學生人數 — 按幼稚園類別、級別及上課時間統計
Accommodation and Student Enrolment in Kindergartens by Type of Kindergarten, Grade and Session, 2022

幼稚園類別 Type of Kindergarten	級別 Grade			所有上課時間 All Sessions	上午 AM	下午 PM	全日 Whole Day
本地及非本地 Local and Non-local	所有級別 All Grades	學額	Accommodation	189 379	83 465	51 461	54 453
		學生人數	Enrolment	143 676	64 834	34 508	44 334
	幼兒班 Nursery Class	學額	Accommodation	61 720	29 900	15 325	16 495
		學生人數	Enrolment	46 985	23 158	10 416	13 411
	低班 Lower Class	學額	Accommodation	63 799	28 555	16 961	18 283
		學生人數	Enrolment	48 646	22 114	11 536	14 996
	高班 Upper Class	學額	Accommodation	63 860	25 010	19 175	19 675
		學生人數	Enrolment	48 045	19 562	12 556	15 927
本地 Local	所有級別 All Grades	學額	Accommodation	171 303	73 164	45 972	52 167
		學生人數	Enrolment	132 646	58 417	31 372	42 857
	幼兒班 Nursery Class	學額	Accommodation	54 378	25 094	13 522	15 762
		學生人數	Enrolment	42 540	20 093	9 381	13 066
	低班 Lower Class	學額	Accommodation	56 818	24 642	14 749	17 427
		學生人數	Enrolment	44 265	19 615	10 265	14 385
	高班 Upper Class	學額	Accommodation	60 107	23 428	17 701	18 978
		學生人數	Enrolment	45 841	18 709	11 726	15 406
參加幼稚園教育計劃 Joining the Kindergarten Education Scheme	所有級別 All Grades	學額	Accommodation	139 860	55 881	33 881	50 098
		學生人數	Enrolment	109 735	45 329	22 971	41 435
	幼兒班 Nursery Class	學額	Accommodation	43 665	18 532	9 970	15 163
		學生人數	Enrolment	34 659	15 134	6 872	12 653
	低班 Lower Class	學額	Accommodation	46 350	18 947	10 717	16 686
		學生人數	Enrolment	36 494	15 400	7 228	13 866
	高班 Upper Class	學額	Accommodation	49 845	18 402	13 194	18 249
		學生人數	Enrolment	38 582	14 795	8 871	14 916
非本地 Non-local	所有級別 All Grades	學額	Accommodation	18 076	10 301	5 489	2 286
		學生人數	Enrolment	11 030	6 417	3 136	1 477
	幼兒班 Nursery Class	學額	Accommodation	7 342	4 806	1 803	733
		學生人數	Enrolment	4 445	3 065	1 035	345
	低班 Lower Class	學額	Accommodation	6 981	3 913	2 212	856
		學生人數	Enrolment	4 381	2 499	1 271	611
	高班 Upper Class	學額	Accommodation	3 753	1 582	1 474	697
		學生人數	Enrolment	2 204	853	830	521

- 註：
- (1) 數字反映2022年9月15日的情況。
 - (2) 數字包括幼稚園暨幼兒中心的幼兒班、低班及高班。
 - (3) 有關學額的數字，並不包括空置課室及空置的幼兒中心部分。
 - (4) 學生人數包括非持有幼稚園入學註冊證但在參加幼稚園教育計劃的幼稚園（包括幼稚園暨幼兒中心）就讀的學生。
 - (5) 所有參加幼稚園教育計劃的幼稚園都是合資格的本地非牟利幼稚園。

- Notes:
- (1) Figures refer to the position as at 15 September 2022.
 - (2) Figures include nursery, lower and upper classes in kindergarten-cum-child care centres.
 - (3) Figures on accommodation do not include vacant classrooms and vacant child care centre portions.
 - (4) Figures on enrolment include students who are not holders of Registration Certificate for Kindergarten Admission but attend kindergartens (including kindergarten-cum-child care centres) joining the Kindergarten Education Scheme.
 - (5) All kindergartens joining the Kindergarten Education Scheme are eligible local non-profit-making kindergartens.

2.6 2022年幼稚園學額及學生人數 — 按分區及幼稚園類別統計
Accommodation and Student Enrolment in Kindergartens by District and Type of Kindergarten, 2022

		所有類別 All Types		本地 Local		非本地 Non-local	
分區 District		學額 Accommodation	學生人數 Enrolment	學額 Accommodation	學生人數 Enrolment	學額 Accommodation	學生人數 Enrolment
所有分區 All Districts		189 379	143 676	171 303	132 646	18 076	11 030
香港島	Hong Kong Island	32 932	22 798	26 535	19 056	6 397	3 742
中西區	Central & Western	7 184	5 046	5 417	4 017	1 767	1 029
灣仔	Wan Chai	7 934	5 974	6 255	4 879	1 679	1 095
東區	Eastern	12 898	8 599	11 669	7 968	1 229	631
南區	Southern	4 916	3 179	3 194	2 192	1 722	987
九龍	Kowloon	62 280	47 666	57 338	44 759	4 942	2 907
深水埗	Sham Shui Po	12 008	9 108	11 514	8 882	494	226
油尖旺	Yau Tsim Mong	6 632	5 112	5 634	4 485	998	627
九龍城	Kowloon City	23 691	18 224	20 406	16 223	3 285	2 001
黃大仙	Wong Tai Sin	6 942	5 495	6 942	5 495	-	-
觀塘	Kwun Tong	13 007	9 727	12 842	9 674	165	53
新界	New Territories	94 167	73 212	87 430	68 831	6 737	4 381
荃灣	Tsuen Wan	7 650	5 641	7 510	5 546	140	95
屯門	Tuen Mun	12 222	9 663	11 800	9 371	422	292
元朗	Yuen Long	17 590	14 276	16 148	13 527	1 442	749
北區	North	9 098	7 259	8 959	7 196	139	63
大埔	Tai Po	6 638	5 332	6 162	5 059	476	273
沙田	Sha Tin	15 208	11 537	14 354	10 850	854	687
西貢	Sai Kung	10 524	7 804	8 474	6 512	2 050	1 292
離島	Islands	4 724	3 607	3 974	3 065	750	542
葵青	Kwai Tsing	10 513	8 093	10 049	7 705	464	388

- 註：
- (1) 數字反映2022年9月15日的情況。
 - (2) 數字包括幼稚園暨幼兒中心的幼兒班、低班及高班。
 - (3) 有關學額的數字，並不包括空置課室及空置的幼兒中心部分。
 - (4) 學校分區按其校舍所在的區議會分區劃分。

- Notes:
- (1) Figures refer to the position as at 15 September 2022.
 - (2) Figures include nursery, lower and upper classes in kindergarten-cum-child care centres.
 - (3) Figures on accommodation do not include vacant classrooms and vacant child care centre portions.
 - (4) School districts are delineated by the District Council districts of the school premises.

2.7 2022年幼稚園學額及學生人數 — 按分區及級別統計
Accommodation and Student Enrolment in Kindergartens by District and Grade, 2022

(A) 本地及非本地幼稚園
Local and Non-local Kindergartens

		所有級別 All Grades		幼兒班 Nursery Class		低班 Lower Class		高班 Upper Class	
分區 District		學額 Accommodation	學生人數 Enrolment	學額 Accommodation	學生人數 Enrolment	學額 Accommodation	學生人數 Enrolment	學額 Accommodation	學生人數 Enrolment
所有分區 All Districts		189 379	143 676	61 720	46 985	63 799	48 646	63 860	48 045
香港島 Hong Kong Island		32 932	22 798	11 007	7 692	11 352	7 846	10 573	7 260
中西區 灣仔 東區 南區	Central & Western Wan Chai Eastern Southern	7 184 7 934 12 898 4 916	5 046 5 974 8 599 3 179	2 512 2 778 4 220 1 497	1 732 2 157 2 822 981	2 625 2 665 4 345 1 717	1 828 2 022 2 882 1 114	2 047 2 491 4 333 1 702	1 486 1 795 2 895 1 084
九龍 Kowloon		62 280	47 666	19 962	15 225	20 967	16 160	21 351	16 281
深水埗 油尖旺 九龍城 黃大仙 觀塘	Sham Shui Po Yau Tsim Mong Kowloon City Wong Tai Sin Kwun Tong	12 008 6 632 23 691 6 942 13 007	9 108 5 112 18 224 5 495 9 727	3 754 2 243 7 957 2 089 3 919	2 873 1 719 6 010 1 673 2 950	3 957 2 308 8 035 2 356 4 311	3 066 1 772 6 222 1 869 3 231	4 297 2 081 7 699 2 497 4 777	3 169 1 621 5 992 1 953 3 546
新界 New Territories		94 167	73 212	30 751	24 068	31 480	24 640	31 936	24 504
荃灣 屯門 元朗 北區 大埔 沙田 西貢 離島 葵青	Tsuen Wan Tuen Mun Yuen Long North Tai Po Sha Tin Sai Kung Islands Kwai Tsing	7 650 12 222 17 590 9 098 6 638 15 208 10 524 4 724 10 513	5 641 9 663 14 276 7 259 5 332 11 537 7 804 3 607 8 093	2 555 4 023 5 650 2 792 2 125 4 895 3 821 1 531 3 359	1 894 3 181 4 606 2 285 1 704 3 791 2 803 1 163 2 641	2 458 4 026 5 868 3 073 2 265 5 103 3 465 1 727 3 495	1 856 3 194 4 779 2 452 1 819 3 926 2 565 1 333 2 716	2 637 4 173 6 072 3 233 2 248 5 210 3 238 1 466 3 659	1 891 3 288 4 891 2 522 1 809 3 820 2 436 1 111 2 736

- 註：
- (1) 數字反映2022年9月15日的情況。
 - (2) 數字包括幼稚園暨幼兒中心的幼兒班、低班及高班。
 - (3) 有關學額的數字，並不包括空置課室及空置的幼兒中心部分。
 - (4) 學校分區按其校舍所在的區議會分區劃分。

- Notes:
- (1) Figures refer to the position as at 15 September 2022.
 - (2) Figures include nursery, lower and upper classes in kindergarten-cum-child care centres.
 - (3) Figures on accommodation do not include vacant classrooms and vacant child care centre portions.
 - (4) School districts are delineated by the District Council districts of the school premises.

2.7 (續) 2022年幼稚園學額及學生人數 — 按分區及級別統計
(Cont'd) Accommodation and Student Enrolment in Kindergartens by District and Grade, 2022

(B) 本地幼稚園
Local Kindergartens

		所有級別 All Grades		幼兒班 Nursery Class		低班 Lower Class		高班 Upper Class	
分區 District		學額 Accommodation	學生人數 Enrolment	學額 Accommodation	學生人數 Enrolment	學額 Accommodation	學生人數 Enrolment	學額 Accommodation	學生人數 Enrolment
所有分區 All Districts		171 303	132 646	54 378	42 540	56 818	44 265	60 107	45 841
香港島 Hong Kong Island		26 535	19 056	8 681	6 341	8 816	6 334	9 038	6 381
中西區 Central & Western		5 417	4 017	1 737	1 293	1 829	1 344	1 851	1 380
灣仔 Wan Chai		6 255	4 879	2 105	1 690	2 033	1 605	2 117	1 584
東區 Eastern		11 669	7 968	3 824	2 651	3 930	2 660	3 915	2 657
南區 Southern		3 194	2 192	1 015	707	1 024	725	1 155	760
九龍 Kowloon		57 338	44 759	17 834	14 068	19 150	15 065	20 354	15 626
深水埗 Sham Shui Po		11 514	8 882	3 604	2 791	3 786	2 996	4 124	3 095
油尖旺 Yau Tsim Mong		5 634	4 485	1 773	1 432	1 922	1 539	1 939	1 514
九龍城 Kowloon City		20 406	16 223	6 499	5 237	6 831	5 449	7 076	5 537
黃大仙 Wong Tai Sin		6 942	5 495	2 089	1 673	2 356	1 869	2 497	1 953
觀塘 Kwun Tong		12 842	9 674	3 869	2 935	4 255	3 212	4 718	3 527
新界 New Territories		87 430	68 831	27 863	22 131	28 852	22 866	30 715	23 834
荃灣 Tsuen Wan		7 510	5 546	2 446	1 822	2 427	1 833	2 637	1 891
屯門 Tuen Mun		11 800	9 371	3 794	3 033	3 897	3 096	4 109	3 242
元朗 Yuen Long		16 148	13 527	5 161	4 328	5 404	4 542	5 583	4 657
北區 North		8 959	7 196	2 738	2 260	3 023	2 429	3 198	2 507
大埔 Tai Po		6 162	5 059	1 928	1 590	2 038	1 687	2 196	1 782
沙田 Sha Tin		14 354	10 850	4 436	3 435	4 739	3 615	5 179	3 800
西貢 Sai Kung		8 474	6 512	2 992	2 249	2 687	2 077	2 795	2 186
離島 Islands		3 974	3 065	1 241	967	1 374	1 065	1 359	1 033
葵青 Kwai Tsing		10 049	7 705	3 127	2 447	3 263	2 522	3 659	2 736

- 註：
- (1) 數字反映2022年9月15日的情況。
 - (2) 數字包括幼稚園暨幼兒中心的幼兒班、低班及高班。
 - (3) 有關學額的數字，並不包括空置課室及空置的幼兒中心部分。
 - (4) 學校分區按其校舍所在的區議會分區劃分。

- Notes:
- (1) Figures refer to the position as at 15 September 2022.
 - (2) Figures include nursery, lower and upper classes in kindergarten-cum-child care centres.
 - (3) Figures on accommodation do not include vacant classrooms and vacant child care centre portions.
 - (4) School districts are delineated by the District Council districts of the school premises.

2.7 (續) 2022年幼稚園學額及學生人數 — 按分區及級別統計
(Cont'd) Accommodation and Student Enrolment in Kindergartens by District and Grade, 2022

(C) 參加幼稚園教育計劃的幼稚園
Kindergartens Joining the Kindergarten Education Scheme

		所有級別 All Grades		幼兒班 Nursery Class		低班 Lower Class		高班 Upper Class	
分區 District		學額 Accommodation	學生人數 Enrolment	學額 Accommodation	學生人數 Enrolment	學額 Accommodation	學生人數 Enrolment	學額 Accommodation	學生人數 Enrolment
所有分區 All Districts		139 860	109 735	43 665	34 659	46 350	36 494	49 845	38 582
香港島	Hong Kong Island	18 807	13 523	5 905	4 297	6 199	4 448	6 703	4 778
中西區	Central & Western	4 996	3 713	1 604	1 195	1 668	1 226	1 724	1 292
灣仔	Wan Chai	3 247	2 457	1 082	830	1 052	801	1 113	826
東區	Eastern	7 855	5 464	2 437	1 719	2 591	1 781	2 827	1 964
南區	Southern	2 709	1 889	782	553	888	640	1 039	696
九龍	Kowloon	43 785	34 072	13 397	10 562	14 496	11 347	15 892	12 163
深水埗	Sham Shui Po	9 898	7 865	3 112	2 476	3 237	2 628	3 549	2 761
油尖旺	Yau Tsim Mong	4 108	3 270	1 275	1 035	1 400	1 105	1 433	1 130
九龍城	Kowloon City	10 715	8 393	3 283	2 652	3 491	2 742	3 941	2 999
黃大仙	Wong Tai Sin	6 402	4 962	1 906	1 493	2 174	1 689	2 322	1 780
觀塘	Kwun Tong	12 662	9 582	3 821	2 906	4 194	3 183	4 647	3 493
新界	New Territories	77 268	62 140	24 363	19 800	25 655	20 699	27 250	21 641
荃灣	Tsuen Wan	6 421	4 848	2 043	1 553	2 122	1 621	2 256	1 674
屯門	Tuen Mun	11 005	8 767	3 506	2 814	3 663	2 912	3 836	3 041
元朗	Yuen Long	15 624	13 242	4 948	4 215	5 245	4 450	5 431	4 577
北區	North	8 502	6 940	2 587	2 179	2 863	2 337	3 052	2 424
大埔	Tai Po	5 089	4 340	1 593	1 360	1 685	1 449	1 811	1 531
沙田	Sha Tin	10 947	8 594	3 437	2 742	3 555	2 818	3 955	3 034
西貢	Sai Kung	7 008	5 525	2 373	1 860	2 311	1 800	2 324	1 865
離島	Islands	3 605	2 874	1 103	887	1 255	1 007	1 247	980
葵青	Kwai Tsing	9 067	7 010	2 773	2 190	2 956	2 305	3 338	2 515

- 註：
- (1) 數字反映2022年9月15日的情況。
 - (2) 數字包括幼稚園暨幼兒中心的幼兒班、低班及高班。
 - (3) 有關學額的數字，並不包括空置課室及空置的幼兒中心部分。
 - (4) 學生人數包括非持有幼稚園入學註冊證但在參加幼稚園教育計劃的幼稚園（包括幼稚園暨幼兒中心）就讀的學生。
 - (5) 所有參加幼稚園教育計劃的幼稚園都是合資格的本地非牟利幼稚園。
 - (6) 學校分區按其校舍所在的區議會分區劃分。

- Notes:
- (1) Figures refer to the position as at 15 September 2022.
 - (2) Figures include nursery, lower and upper classes in kindergarten-cum-child care centres.
 - (3) Figures on accommodation do not include vacant classrooms and vacant child care centre portions.
 - (4) Figures on enrolment include students who are not holders of Registration Certificate for Kindergarten Admission but attend kindergartens (including kindergarten-cum-child care centres) joining the Kindergarten Education Scheme.
 - (5) All kindergartens joining the Kindergarten Education Scheme are eligible local non-profit-making kindergartens.
 - (6) School districts are delineated by the District Council districts of the school premises.

2.8 2022年幼稚園學額及學生人數 — 按分區及上課時間統計
Accommodation and Student Enrolment in Kindergartens by District and Session, 2022

(A) 本地及非本地幼稚園
Local and Non-local Kindergartens

		所有上課時間 All Sessions		上午 AM		下午 PM		全日 Whole Day	
		學額 Accommodation	學生人數 Enrolment	學額 Accommodation	學生人數 Enrolment	學額 Accommodation	學生人數 Enrolment	學額 Accommodation	學生人數 Enrolment
分區 District									
所有分區 All Districts		189 379	143 676	83 465	64 834	51 461	34 508	54 453	44 334
香港島 Hong Kong Island		32 932	22 798	15 452	11 128	10 282	6 288	7 198	5 382
中西區 Central & Western		7 184	5 046	3 650	2 590	2 185	1 487	1 349	969
灣仔 Wan Chai		7 934	5 974	3 642	2 914	3 239	2 250	1 053	810
東區 Eastern		12 898	8 599	5 914	4 175	3 737	1 991	3 247	2 433
南區 Southern		4 916	3 179	2 246	1 449	1 121	560	1 549	1 170
九龍 Kowloon		62 280	47 666	25 933	20 290	17 563	12 389	18 784	14 987
深水埗 Sham Shui Po		12 008	9 108	5 156	4 006	3 315	2 041	3 537	3 061
油尖旺 Yau Tsim Mong		6 632	5 112	2 658	2 075	1 952	1 306	2 022	1 731
九龍城 Kowloon City		23 691	18 224	10 821	8 609	8 585	6 652	4 285	2 963
黃大仙 Wong Tai Sin		6 942	5 495	2 488	1 923	1 094	820	3 360	2 752
觀塘 Kwun Tong		13 007	9 727	4 810	3 677	2 617	1 570	5 580	4 480
新界 New Territories		94 167	73 212	42 080	33 416	23 616	15 831	28 471	23 965
荃灣 Tsuen Wan		7 650	5 641	3 242	2 471	2 447	1 545	1 961	1 625
屯門 Tuen Mun		12 222	9 663	5 561	4 558	2 742	1 902	3 919	3 203
元朗 Yuen Long		17 590	14 276	7 501	6 280	5 360	3 833	4 729	4 163
北區 North		9 098	7 259	4 200	3 353	1 981	1 338	2 917	2 568
大埔 Tai Po		6 638	5 332	2 972	2 413	1 554	1 040	2 112	1 879
沙田 Sha Tin		15 208	11 537	6 881	5 302	4 088	2 650	4 239	3 585
西貢 Sai Kung		10 524	7 804	5 287	4 039	2 335	1 389	2 902	2 376
離島 Islands		4 724	3 607	2 085	1 561	1 015	723	1 624	1 323
葵青 Kwai Tsing		10 513	8 093	4 351	3 439	2 094	1 411	4 068	3 243

註： (1) 數字反映2022年9月15日的情況。
(2) 數字包括幼稚園暨幼兒中心的幼兒班、低班及高班。
(3) 有關學額的數字，並不包括空置課室及空置的幼兒中心部分。
(4) 學校分區按其校舍所在的區議會分區劃分。

Notes: (1) Figures refer to the position as at 15 September 2022.
(2) Figures include nursery, lower and upper classes in kindergarten-cum-child care centres.
(3) Figures on accommodation do not include vacant classrooms and vacant child care centre portions.
(4) School districts are delineated by the District Council districts of the school premises.

2.8 (續) 2022年幼稚園學額及學生人數 — 按分區及上課時間統計
(Cont'd) Accommodation and Student Enrolment in Kindergartens by District and Session, 2022

(B) 本地幼稚園
Local Kindergartens

		所有上課時間 All Sessions		上午 AM		下午 PM		全日 Whole Day	
		學額 Accommodation	學生人數 Enrolment	學額 Accommodation	學生人數 Enrolment	學額 Accommodation	學生人數 Enrolment	學額 Accommodation	學生人數 Enrolment
分區 District									
所有分區 All Districts		171 303	132 646	73 164	58 417	45 972	31 372	52 167	42 857
香港島 Hong Kong Island		26 535	19 056	11 532	8 810	8 269	5 224	6 734	5 022
中西區 Central & Western		5 417	4 017	2 355	1 840	1 749	1 238	1 313	939
灣仔 Wan Chai		6 255	4 879	2 775	2 316	2 427	1 753	1 053	810
東區 Eastern		11 669	7 968	5 215	3 863	3 458	1 892	2 996	2 213
南區 Southern		3 194	2 192	1 187	791	635	341	1 372	1 060
九龍 Kowloon		57 338	44 759	23 511	18 781	16 125	11 528	17 702	14 450
深水埗 Sham Shui Po		11 514	8 882	4 790	3 823	3 187	1 998	3 537	3 061
油尖旺 Yau Tsim Mong		5 634	4 485	2 126	1 740	1 725	1 175	1 783	1 570
九龍城 Kowloon City		20 406	16 223	9 420	7 663	7 502	5 965	3 484	2 595
黃大仙 Wong Tai Sin		6 942	5 495	2 488	1 923	1 094	820	3 360	2 752
觀塘 Kwun Tong		12 842	9 674	4 687	3 632	2 617	1 570	5 538	4 472
新界 New Territories		87 430	68 831	38 121	30 826	21 578	14 620	27 731	23 385
荃灣 Tsuen Wan		7 510	5 546	3 130	2 387	2 419	1 534	1 961	1 625
屯門 Tuen Mun		11 800	9 371	5 300	4 407	2 736	1 898	3 764	3 066
元朗 Yuen Long		16 148	13 527	6 701	5 786	4 741	3 592	4 706	4 149
北區 North		8 959	7 196	4 069	3 295	1 981	1 338	2 909	2 563
大埔 Tai Po		6 162	5 059	2 716	2 263	1 434	987	2 012	1 809
沙田 Sha Tin		14 354	10 850	6 389	4 897	3 726	2 368	4 239	3 585
西貢 Sai Kung		8 474	6 512	4 052	3 260	1 867	1 132	2 555	2 120
離島 Islands		3 974	3 065	1 645	1 288	812	552	1 517	1 225
葵青 Kwai Tsing		10 049	7 705	4 119	3 243	1 862	1 219	4 068	3 243

註： (1) 數字反映2022年9月15日的情況。
(2) 數字包括幼稚園暨幼兒中心的幼兒班、低班及高班。
(3) 有關學額的數字，並不包括空置課室及空置的幼兒中心部分。
(4) 學校分區按其校舍所在的區議會分區劃分。

Notes: (1) Figures refer to the position as at 15 September 2022.
(2) Figures include nursery, lower and upper classes in kindergarten-cum-child care centres.
(3) Figures on accommodation do not include vacant classrooms and vacant child care centre portions.
(4) School districts are delineated by the District Council districts of the school premises.

2.8 (續) 2022年幼稚園學額及學生人數 — 按分區及上課時間統計
(Cont'd) Accommodation and Student Enrolment in Kindergartens by District and Session, 2022

(C) 參加幼稚園教育計劃的幼稚園
Kindergartens Joining the Kindergarten Education Scheme

分區 District	所有上課時間 All Sessions		上午 AM		下午 PM		全日 Whole Day	
	學額 Accommodation	學生人數 Enrolment	學額 Accommodation	學生人數 Enrolment	學額 Accommodation	學生人數 Enrolment	學額 Accommodation	學生人數 Enrolment
所有分區 All Districts	139 860	109 735	55 881	45 329	33 881	22 971	50 098	41 435
香港島 Hong Kong Island	18 807	13 523	7 726	5 866	4 676	2 925	6 405	4 732
中西區 Central & Western	4 996	3 713	2 125	1 680	1 599	1 116	1 272	917
灣仔 Wan Chai	3 247	2 457	1 417	1 172	1 013	694	817	591
東區 Eastern	7 855	5 464	3 242	2 397	1 669	903	2 944	2 164
南區 Southern	2 709	1 889	942	617	395	212	1 372	1 060
九龍 Kowloon	43 785	34 072	16 205	12 908	10 321	6 925	17 259	14 239
深水埗 Sham Shui Po	9 898	7 865	3 933	3 216	2 508	1 600	3 457	3 049
油尖旺 Yau Tsim Mong	4 108	3 270	1 346	1 079	1 072	687	1 690	1 504
九龍城 Kowloon City	10 715	8 393	4 111	3 395	3 390	2 536	3 214	2 462
黃大仙 Wong Tai Sin	6 402	4 962	2 218	1 654	824	556	3 360	2 752
觀塘 Kwun Tong	12 662	9 582	4 597	3 564	2 527	1 546	5 538	4 472
新界 New Territories	77 268	62 140	31 950	26 555	18 884	13 121	26 434	22 464
荃灣 Tsuen Wan	6 421	4 848	2 556	1 967	2 014	1 281	1 851	1 600
屯門 Tuen Mun	11 005	8 767	4 742	3 992	2 706	1 888	3 557	2 887
元朗 Yuen Long	15 624	13 242	6 437	5 619	4 564	3 525	4 623	4 098
北區 North	8 502	6 940	3 726	3 107	1 914	1 310	2 862	2 523
大埔 Tai Po	5 089	4 340	2 089	1 802	1 260	932	1 740	1 606
沙田 Sha Tin	10 947	8 594	4 439	3 557	2 666	1 726	3 842	3 311
西貢 Sai Kung	7 008	5 525	3 022	2 543	1 496	910	2 490	2 072
離島 Islands	3 605	2 874	1 408	1 151	682	500	1 515	1 223
葵青 Kwai Tsing	9 067	7 010	3 531	2 817	1 582	1 049	3 954	3 144

- 註：
- (1) 數字反映2022年9月15日的情況。
 - (2) 數字包括幼稚園暨幼兒中心的幼兒班、低班及高班。
 - (3) 有關學額的數字，並不包括空置課室及空置的幼兒中心部分。
 - (4) 學生人數包括非持有幼稚園入學註冊證但在參加幼稚園教育計劃的幼稚園（包括幼稚園暨幼兒中心）就讀的學生。
 - (5) 所有參加幼稚園教育計劃的幼稚園都是合資格的本地非牟利幼稚園。
 - (6) 學校分區按其校舍所在的區議會分區劃分。

- Notes:
- (1) Figures refer to the position as at 15 September 2022.
 - (2) Figures include nursery, lower and upper classes in kindergarten-cum-child care centres.
 - (3) Figures on accommodation do not include vacant classrooms and vacant child care centre portions.
 - (4) Figures on enrolment include students who are not holders of Registration Certificate for Kindergarten Admission but attend kindergartens (including kindergarten-cum-child care centres) joining the Kindergarten Education Scheme.
 - (5) All kindergartens joining the Kindergarten Education Scheme are eligible local non-profit-making kindergartens.
 - (6) School districts are delineated by the District Council districts of the school premises.

2.9 2022年幼稚園學生人數 — 按級別、性別及年齡統計
Student Enrolment in Kindergartens by Grade, Sex and Age, 2022

(A) 本地及非本地幼稚園
Local and Non-local Kindergartens

		年齡 Age					
級別 Grade	性別 Sex	所有歲數 All Ages	<3	3	4	5	≥6
所有級別 All Grades		143 676	11 364	46 464	47 771	37 034	1 043
	男 Male	74 360	5 836	24 053	24 613	19 210	648
	女 Female	69 316	5 528	22 411	23 158	17 824	395
幼兒班 Nursery Class		46 985	11 357	35 247	372	9	-
	男 Male	24 488	5 834	18 411	239	4	-
	女 Female	22 497	5 523	16 836	133	5	-
低班 Lower Class		48 646	7	11 192	36 673	765	9
	男 Male	25 226	2	5 629	19 132	457	6
	女 Female	23 420	5	5 563	17 541	308	3
高班 Upper Class		48 045	-	25	10 726	36 260	1 034
	男 Male	24 646	-	13	5 242	18 749	642
	女 Female	23 399	-	12	5 484	17 511	392

註： (1) 數字反映2022年9月15日的情況。
 (2) 數字包括幼稚園暨幼兒中心的幼兒班、低班及高班。

Notes: (1) Figures refer to the position as at 15 September 2022.
 (2) Figures include nursery, lower and upper classes in kindergarten-cum-child care centres.

2.9 (續) 2022年幼稚園學生人數 — 按級別、性別及年齡統計
(Cont'd) Student Enrolment in Kindergartens by Grade, Sex and Age, 2022

(B) 本地幼稚園
Local Kindergartens

級別 Grade	性別 Sex	所有歲數 All Ages	年齡 Age				
			<3	3	4	5	≥6
所有級別 All Grades		132 646	10 595	41 887	43 771	35 398	995
	男 Male	68 349	5 426	21 543	22 432	18 325	623
	女 Female	64 297	5 169	20 344	21 339	17 073	372
幼兒班 Nursery Class		42 540	10 595	31 639	300	6	-
	男 Male	22 019	5 426	16 393	197	3	-
	女 Female	20 521	5 169	15 246	103	3	-
低班 Lower Class		44 265	-	10 247	33 364	645	9
	男 Male	22 845	-	5 150	17 301	388	6
	女 Female	21 420	-	5 097	16 063	257	3
高班 Upper Class		45 841	-	1	10 107	34 747	986
	男 Male	23 485	-	-	4 934	17 934	617
	女 Female	22 356	-	1	5 173	16 813	369

註： (1) 數字反映2022年9月15日的情況。
(2) 數字包括幼稚園暨幼兒中心的幼兒班、低班及高班。

Notes: (1) Figures refer to the position as at 15 September 2022.
(2) Figures include nursery, lower and upper classes in kindergarten-cum-child care centres.

III
小學
Primary Schools

3.1 2012年至2022年小學開辦班數、學額、學生人數及重讀生人數 — 按級別統計
Operating Classes, Accommodation, Student Enrolment and Repeaters in Primary Schools by Grade, 2012-2022

級別	Grade		2012	2013	2014	2015	2016	2017	2018	2019	2020	2021	2022
所有級別 All Grades	班數	Classes	11 666	11 955	12 334	12 618	12 931	13 317	13 610	13 725	13 713	13 627	13 456
	學額	Accommodation	333 792	333 239	338 324	345 485	355 112	367 466	380 124	383 845	383 379	376 156	369 002
	學生人數	Enrolment	317 442	320 918	329 300	337 558	349 008	362 049	372 465	373 228	364 257	348 994	333 551
	重讀生人數	Repeaters	1 923	1 725	1 664	1 610	1 506	1 471	1 608	1 765	1 623	2 097	2 003
小一 Primary 1	班數	Classes	2 102	2 220	2 280	2 262	2 280	2 378	2 391	2 292	2 295	2 245	2 202
	學額	Accommodation	56 907	60 468	62 589	61 731	63 015	66 969	69 219	63 706	63 566	60 221	57 777
	學生人數	Enrolment	54 683	59 074	61 082	60 320	61 861	65 601	66 914	60 465	59 427	56 119	54 319
	重讀生人數	Repeaters	455	448	486	484	409	395	430	602	461	460	416
小二 Primary 2	班數	Classes	1 967	2 050	2 182	2 231	2 216	2 250	2 330	2 363	2 245	2 255	2 184
	學額	Accommodation	53 963	56 265	59 855	61 623	60 948	62 325	66 250	68 623	62 779	61 768	58 710
	學生人數	Enrolment	51 604	54 548	58 859	60 486	59 896	61 293	64 700	66 131	58 916	57 273	53 604
	重讀生人數	Repeaters	424	366	340	337	323	321	346	348	419	449	451
小三 Primary 3	班數	Classes	1 920	1 963	2 057	2 182	2 232	2 222	2 258	2 342	2 351	2 232	2 243
	學額	Accommodation	52 719	53 772	56 331	59 673	61 696	60 972	62 553	66 511	68 170	61 680	61 386
	學生人數	Enrolment	50 131	51 921	54 972	58 931	60 735	60 111	61 238	64 804	64 603	57 037	54 880
	重讀生人數	Repeaters	316	288	272	249	260	275	288	273	304	517	382
小四 Primary 4	班數	Classes	1 930	1 922	1 967	2 061	2 180	2 226	2 225	2 269	2 335	2 337	2 224
	學額	Accommodation	53 300	52 809	53 880	56 346	59 639	61 544	61 066	62 665	65 990	66 855	61 247
	學生人數	Enrolment	51 322	50 686	52 494	55 203	59 292	61 098	60 351	61 436	63 303	62 072	54 980
	重讀生人數	Repeaters	504	384	378	320	324	315	359	323	304	428	503
小五 Primary 5	班數	Classes	1 886	1 936	1 929	1 966	2 063	2 184	2 229	2 235	2 260	2 312	2 316
	學額	Accommodation	57 276	53 460	52 840	53 732	56 277	59 597	61 631	61 041	62 096	64 555	66 086
	學生人數	Enrolment	53 878	51 648	50 945	52 445	55 240	59 178	60 829	60 283	59 631	60 158	58 947
	重讀生人數	Repeaters	203	220	170	207	162	155	154	190	105	229	216
小六 Primary 6	班數	Classes	1 861	1 864	1 918	1 916	1 960	2 057	2 177	2 224	2 227	2 244	2 287
	學額	Accommodation	59 627	56 465	52 829	52 380	53 537	56 059	59 405	61 299	60 778	61 077	63 796
	學生人數	Enrolment	55 824	53 041	50 948	50 173	51 984	54 768	58 433	60 109	58 377	56 335	56 821
	重讀生人數	Repeaters	21	19	18	13	28	10	31	29	30	14	35

- 註：
- (1) 數字包括普通小學，但不包括特殊學校。
 - (2) 2020年數字反映10月中情況，其餘則為該年9月中的情況。
 - (3) 在很少數的非公營學校中，開辦班數涉及少數的混合班，即一班內有不同級別的學生於同一課室上課。於計算每所學校總班數時，混合班只會視作一班計算。當計算按級別劃分的班數時，混合班會根據不同級別學生人數的比例分拆，並按四捨五入以整數表列。因此，個別級別的開辦班數合計起來可能與學校的總班數不同。
 - (4) 學額數字指有關學校的預設學位數目。

- Notes:
- (1) Figures include ordinary primary schools, but not special schools.
 - (2) Figures for 2020 refer to the position as at mid-October, and others refer to the position as at mid-September of the respective years.
 - (3) Figures on operating classes in a very small number of non-public sector schools involve a small number of combined classes, i.e. classes operated in the same classroom comprising students of different grades. When counting the total number of classes in a school, a combined class is treated as one class. When counting the number of classes broken down by grade, a combined class is split into different classes in proportion to the number of students from each grade and the numbers are rounded to the nearest integer. Accordingly, figures on operating classes for individual grades may not add up to the total number of classes in schools.
 - (4) Figures on accommodation refer to the planned number of school places offered by the schools concerned.

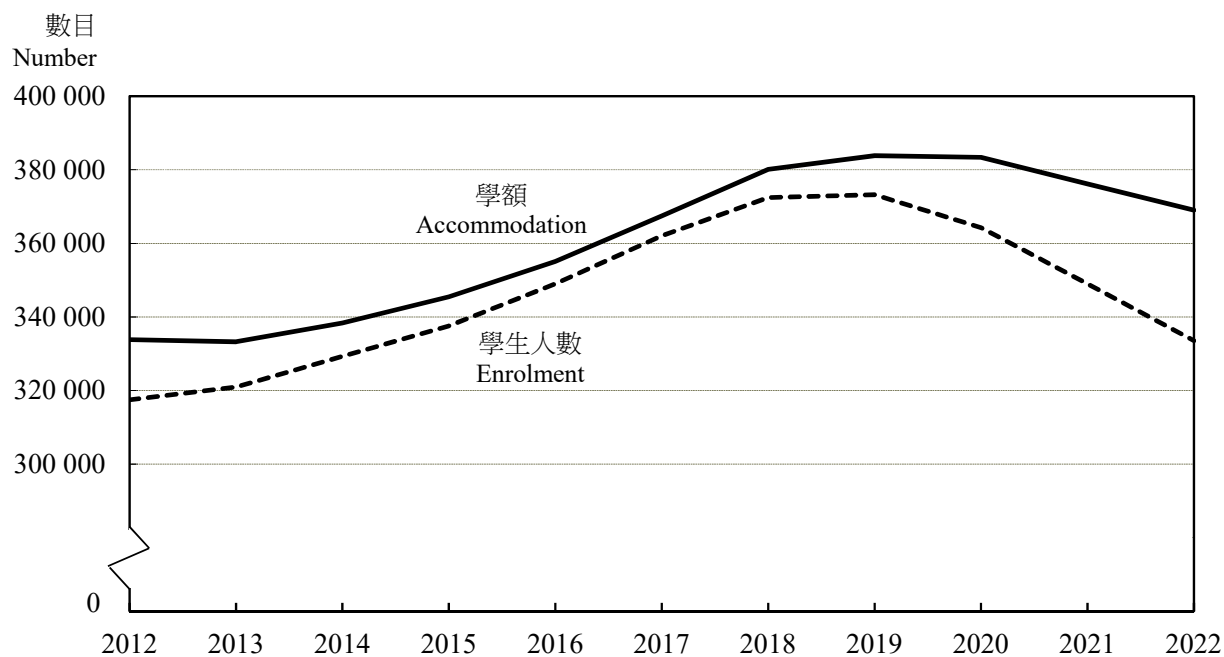
3.2 2012年至2022年小學開辦班數、學額、學生人數及重讀生人數 — 按學校類別統計
Operating Classes, Accommodation, Student Enrolment and Repeaters in Primary Schools by Sector, 2012-2022

學校類別 Sector			2012	2013	2014	2015	2016	2017	2018	2019	2020	2021	2022
各類學校合計 All Sectors	班數	Classes	11 666	11 955	12 334	12 618	12 931	13 317	13 610	13 725	13 713	13 627	13 456
	學額	Accommodation	333 792	333 239	338 324	345 485	355 112	367 466	380 124	383 845	383 379	376 156	369 002
	學生人數	Enrolment	317 442	320 918	329 300	337 558	349 008	362 049	372 465	373 228	364 257	348 994	333 551
	重讀生人數	Repeaters	1 923	1 725	1 664	1 610	1 506	1 471	1 608	1 765	1 623	2 097	2 003
官立 Government	班數	Classes	782	802	819	832	843	856	864	859	851	830	807
	學額	Accommodation	21 429	21 197	21 172	21 452	21 777	22 380	23 059	23 098	22 971	22 478	21 821
	學生人數	Enrolment	20 972	20 979	21 131	21 466	22 000	22 618	23 159	23 043	22 393	21 084	19 750
	重讀生人數	Repeaters	59	71	67	75	56	51	49	57	98	107	99
資助 Aided	班數	Classes	8 672	8 887	9 168	9 394	9 639	9 930	10 138	10 184	10 164	10 089	9 995
	學額	Accommodation	242 451	240 703	243 822	249 577	256 939	266 776	275 797	278 027	277 550	275 103	270 083
	學生人數	Enrolment	237 555	238 888	245 022	251 540	260 482	270 839	278 732	278 030	270 930	258 571	246 900
	重讀生人數	Repeaters	1 376	1 244	1 137	1 037	972	965	1 005	1 144	1 245	1 632	1 471
直接資助計劃 DSS	班數	Classes	488	502	510	515	518	525	526	532	534	536	537
	學額	Accommodation	15 438	15 598	15 909	15 862	16 125	16 173	16 413	16 432	16 503	16 568	16 513
	學生人數	Enrolment	14 275	14 562	14 839	15 120	15 326	15 590	15 759	15 935	15 918	15 744	15 544
	重讀生人數	Repeaters	138	102	101	117	113	101	116	140	113	135	116
國際 International	班數	Classes	801	829	868	871	887	919	945	960	964	971	960
	學額	Accommodation	21 130	21 544	22 326	22 430	22 940	23 803	24 664	25 012	24 993	25 167	25 102
	學生人數	Enrolment	18 844	19 492	20 193	20 439	21 093	21 912	22 720	23 156	22 783	22 933	22 143
	重讀生人數	Repeaters	71	56	65	42	52	72	85	60	36	11	55
其他私立 Other Private	班數	Classes	923	935	969	1 006	1 044	1 087	1 137	1 190	1 200	1 201	1 157
	學額	Accommodation	33 344	34 197	35 095	36 164	37 331	38 334	40 191	41 276	41 362	36 840	35 483
	學生人數	Enrolment	25 796	26 997	28 115	28 993	30 107	31 090	32 095	33 064	32 233	30 662	29 214
	重讀生人數	Repeaters	279	252	294	339	313	282	353	364	131	212	262

註：(1) 數字包括普通小學，但不包括特殊學校。
(2) 2020年數字反映10月中情況，其餘則為該年9月中的情況。
(3) 學額數字指有關學校的預設學位數目。
(4) 部分非公營學校開辦非本地正規課程。

Notes: (1) Figures include ordinary primary schools, but not special schools.
(2) Figures for 2020 refer to the position as at mid-October, and others refer to the position as at mid-September of the respective years.
(3) Figures on accommodation refer to the planned number of school places offered by the schools concerned.
(4) Some of the non-public sector schools operate non-local formal curriculum courses.

圖 9 2012年至2022年小學學額及學生人數
Chart 9 Accommodation and Student Enrolment in Primary Schools, 2012-2022

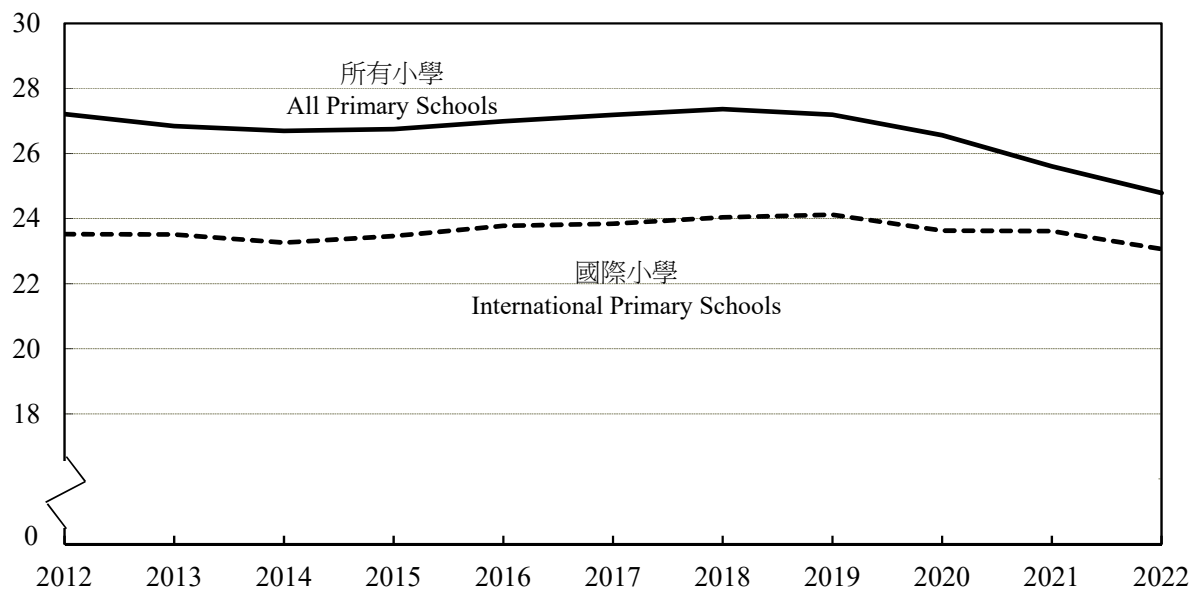


- 註：
- (1) 數字包括普通小學，但不包括特殊學校。
 - (2) 2020年數字反映10月中情況，其餘則為該年9月中的情況。
 - (3) 學額數字指有關學校的預設學位數目。

- Notes:
- (1) Figures include ordinary primary schools, but not special schools.
 - (2) Figures for 2020 refer to the position as at mid-October, and others refer to the position as at mid-September of the respective years.
 - (3) Figures on accommodation refer to the planned number of school places offered by the schools concerned.

圖 10 2012年至2022年小學每班平均人數
Chart 10 Average Class Size in Primary Schools, 2012-2022

每班平均人數
Average Class Size



- 註：
- (1) 數字包括普通小學，但不包括特殊學校。
 - (2) 2020年數字反映10月中情況，其餘則為該年9月中的情況。

- Notes:
- (1) Figures include ordinary primary schools, but not special schools.
 - (2) Figures for 2020 refer to the position as at mid-October, and others refer to the position as at mid-September of the respective years.

3.3 2022年小學開辦班數、學額、學生人數及重讀生人數 — 按學校類別及級別統計
Operating Classes, Accommodation, Student Enrolment and Repeaters in Primary Schools by Sector and Grade, 2022

學校類別 Sector			所有級別 All Grades	小一 P1	小二 P2	小三 P3	小四 P4	小五 P5	小六 P6
各類學校合計 All Sectors	班數	Classes	13 456	2 202	2 184	2 243	2 224	2 316	2 287
	學額	Accommodation	369 002	57 777	58 710	61 386	61 247	66 086	63 796
	學生人數	Enrolment	333 551	54 319	53 604	54 880	54 980	58 947	56 821
	重讀生人數	Repeaters	2 003	416	451	382	503	216	35
官立 Government	班數	Classes	807	122	125	132	134	149	145
	學額	Accommodation	21 821	3 183	3 267	3 508	3 598	4 280	3 985
	學生人數	Enrolment	19 750	2 896	3 007	3 182	3 261	3 774	3 630
	重讀生人數	Repeaters	99	28	22	13	27	9	-
資助 Aided	班數	Classes	9 995	1 583	1 614	1 664	1 653	1 746	1 735
	學額	Accommodation	270 083	40 534	42 426	44 809	44 846	49 530	47 938
	學生人數	Enrolment	246 900	38 922	39 065	40 432	40 589	44 502	43 390
	重讀生人數	Repeaters	1 471	298	341	312	379	138	3
直接資助計劃 DSS	班數	Classes	537	91	91	91	91	84	89
	學額	Accommodation	16 513	2 798	2 798	2 786	2 779	2 577	2 775
	學生人數	Enrolment	15 544	2 726	2 766	2 677	2 672	2 360	2 343
	重讀生人數	Repeaters	116	30	17	16	28	22	3
國際 International	班數	Classes	960	199	158	156	153	149	145
	學額	Accommodation	25 102	4 889	4 163	4 157	4 057	3 951	3 885
	學生人數	Enrolment	22 143	4 255	3 670	3 618	3 587	3 546	3 467
	重讀生人數	Repeaters	55	21	9	4	10	6	5
其他私立 Other Private	班數	Classes	1 157	208	196	199	193	188	173
	學額	Accommodation	35 483	6 373	6 056	6 126	5 967	5 748	5 213
	學生人數	Enrolment	29 214	5 520	5 096	4 971	4 871	4 765	3 991
	重讀生人數	Repeaters	262	39	62	37	59	41	24

- 註： (1) 數字包括普通小學，但不包括特殊學校。
(2) 數字反映2022年9月15日的情況。
(3) 在很少數的非公營學校中，開辦班數涉及少數的混合班，即一班內有不同級別的學生於同一課室上課。於計算每所學校總班數時，混合班只會視作一班計算。當計算按級別劃分的班數時，混合班會根據不同級別學生人數的比例分拆，並按四捨五入以整數表列。因此，個別級別的開辦班數合計起來可能與學校的總班數不同。
(4) 學額數字指有關學校的預設學位數目。
(5) 部分非公營學校開辦非本地正規課程。
(6) 國際及其他私立學校小一級別的數字涵蓋預備班。

- Notes: (1) Figures include ordinary primary schools, but not special schools.
(2) Figures refer to the position as at 15 September 2022.
(3) Figures on operating classes in a very small number of non-public sector schools involve a small number of combined classes, i.e. classes operated in the same classroom comprising students of different grades. When counting the total number of classes in a school, a combined class is treated as one class. When counting the number of classes broken down by grade, a combined class is split into different classes in proportion to the number of students from each grade and the numbers are rounded to the nearest integer. Accordingly, figures on operating classes for individual grades may not add up to the total number of classes in schools.
(4) Figures on accommodation refer to the planned number of school places offered by the schools concerned.
(5) Some of the non-public sector schools operate non-local formal curriculum courses.
(6) Figures for Primary 1 in international and other private schools cover preparatory classes.

3.4 2022年小學開辦班數、學額及學生人數 — 按學校宗教背景統計
Operating Classes, Accommodation and Student Enrolment in Primary Schools by Religious Background of School, 2022

學校宗教背景 Religious Background of School		班數 Classes	學額 Accommodation	學生人數 Enrolment
所有學校	All	13 456	369 002	333 551
無宗教	No Religion	5 740	155 021	138 661
基督教	Christianity/Protestantism	4 460	124 803	113 970
天主教	Catholicism	2 533	70 403	64 476
佛教	Buddhism	361	9 583	8 675
道教	Taoism	211	5 499	4 817
儒釋道三教	Confucianism, Buddhism and Taoism	95	2 275	1 955
其他	Others	56	1 418	997

註： (1) 數字包括普通小學，但不包括特殊學校。
(2) 數字反映2022年9月15日的情況。
(3) 學額數字指有關學校的預設學位數目。

Notes: (1) Figures include ordinary primary schools, but not special schools.
(2) Figures refer to the position as at 15 September 2022.
(3) Figures on accommodation refer to the planned number of school places offered by the schools concerned.

3.5 2022年小學開辦班數 — 按分區及級別統計 Operating Classes in Primary Schools by District and Grade, 2022

(A) 所有學校 All Schools

分區 District		所有級別 All Grades	小一 P1	小二 P2	小三 P3	小四 P4	小五 P5	小六 P6
所有分區	All Districts	13 456	2 202	2 184	2 243	2 224	2 316	2 287
香港島	Hong Kong Island	2 345	399	383	389	392	398	385
中西區	Central & Western	433	69	73	74	73	72	72
灣仔	Wan Chai	490	84	82	81	82	82	79
東區	Eastern	800	130	126	131	133	141	139
南區	Southern	622	116	102	103	103	103	95
九龍	Kowloon	4 209	699	691	708	692	710	709
深水埗	Sham Shui Po	797	138	132	139	133	130	125
油尖旺	Yau Tsim Mong	560	93	91	97	91	95	93
九龍城	Kowloon City	1 186	204	201	197	195	196	193
黃大仙	Wong Tai Sin	662	101	105	111	110	115	120
觀塘	Kwun Tong	1 004	163	162	164	163	174	178
新界	New Territories	6 902	1 105	1 110	1 146	1 141	1 208	1 193
荃灣	Tsuen Wan	469	75	77	76	77	82	82
屯門	Tuen Mun	924	145	151	154	154	156	164
元朗	Yuen Long	1 216	196	193	200	200	213	214
北區	North	694	110	109	113	114	128	120
大埔	Tai Po	584	93	93	100	99	105	94
沙田	Sha Tin	1 165	188	190	194	190	200	203
西貢	Sai Kung	775	125	125	132	132	131	130
離島	Islands	354	58	56	58	60	64	59
葵青	Kwai Tsing	721	115	116	119	115	129	127

- 註：
- (1) 數字包括普通小學，但不包括特殊學校。
 - (2) 數字反映2022年9月15日的情況。
 - (3) 在很少數的非公營學校中，數字涉及少數的混合班，即一班內有不同級別的學生於同一課室上課。於計算每所學校總班數時，混合班只會視作一班計算。當計算按級別劃分的班數時，混合班會根據不同級別學生人數的比例分拆，並按四捨五入以整數表列。因此，個別級別的開辦班數合計起來可能與學校的總班數不同。
 - (4) 學校分區按其校舍所在的區議會分區劃分。

- Notes:
- (1) Figures include ordinary primary schools, but not special schools.
 - (2) Figures refer to the position as at 15 September 2022.
 - (3) Figures in a very small number of non-public sector schools involve a small number of combined classes, i.e. classes operated in the same classroom comprising students of different grades. When counting the total number of classes in a school, a combined class is treated as one class. When counting the number of classes broken down by grade, a combined class is split into different classes in proportion to the number of students from each grade and the numbers are rounded to the nearest integer. Accordingly, figures on operating classes for individual grades may not add up to the total number of classes in schools.
 - (4) School districts are delineated by the District Council districts of the school premises.

3.5 (續) 2022年小學開辦班數 — 按分區及級別統計
(Cont'd) Operating Classes in Primary Schools by District and Grade, 2022

(B) 公營及直接資助計劃學校
Public Sector and DSS Schools

分區 District		所有級別 All Grades	小一 P1	小二 P2	小三 P3	小四 P4	小五 P5	小六 P6
所有分區	All Districts	11 339	1 796	1 830	1 887	1 878	1 979	1 969
香港島	Hong Kong Island	1 521	237	245	251	256	268	264
中西區	Central & Western	304	49	50	51	51	51	52
灣仔	Wan Chai	314	50	51	51	52	56	54
東區	Eastern	640	98	102	105	109	114	112
南區	Southern	263	40	42	44	44	47	46
九龍	Kowloon	3 370	538	551	567	555	575	584
深水埗	Sham Shui Po	584	96	97	102	98	96	95
油尖旺	Yau Tsim Mong	502	79	83	86	81	86	87
九龍城	Kowloon City	774	126	129	130	129	130	130
黃大仙	Wong Tai Sin	587	89	94	98	97	102	107
觀塘	Kwun Tong	923	148	148	151	150	161	165
新界	New Territories	6 448	1 021	1 034	1 069	1 067	1 136	1 121
荃灣	Tsuen Wan	463	74	76	75	76	81	81
屯門	Tuen Mun	892	140	146	149	149	151	157
元朗	Yuen Long	1 182	190	187	194	194	208	209
北區	North	694	110	109	113	114	128	120
大埔	Tai Po	482	73	77	82	83	89	78
沙田	Sha Tin	1 064	171	173	177	173	183	187
西貢	Sai Kung	663	104	105	113	115	113	113
離島	Islands	287	44	45	47	48	54	49
葵青	Kwai Tsing	721	115	116	119	115	129	127

- 註：
- (1) 數字包括普通小學，但不包括特殊學校。
 - (2) 數字反映2022年9月15日的情況。
 - (3) 在很少數的非公營學校中，數字涉及少數的混合班，即一班內有不同級別的學生於同一課室上課。於計算每所學校總班數時，混合班只會視作一班計算。當計算按級別劃分的班數時，混合班會根據不同級別學生人數的比例分拆，並按四捨五入以整數表列。因此，個別級別的開辦班數合計起來可能與學校的總班數不同。
 - (4) 學校分區按其校舍所在的區議會分區劃分。

- Notes:
- (1) Figures include ordinary primary schools, but not special schools.
 - (2) Figures refer to the position as at 15 September 2022.
 - (3) Figures in a very small number of non-public sector schools involve a small number of combined classes, i.e. classes operated in the same classroom comprising students of different grades. When counting the total number of classes in a school, a combined class is treated as one class. When counting the number of classes broken down by grade, a combined class is split into different classes in proportion to the number of students from each grade and the numbers are rounded to the nearest integer. Accordingly, figures on operating classes for individual grades may not add up to the total number of classes in schools.
 - (4) School districts are delineated by the District Council districts of the school premises.

3.5 (續) 2022年小學開辦班數 — 按分區及級別統計
(Cont'd) Operating Classes in Primary Schools by District and Grade, 2022

(C) 國際及其他私立學校
International and Other Private Schools

分區 District		所有級別 All Grades	小一 P1	小二 P2	小三 P3	小四 P4	小五 P5	小六 P6
所有分區	All Districts	2 117	406	354	356	346	337	318
香港島	Hong Kong Island	824	162	138	138	136	130	121
中西區	Central & Western	129	20	23	23	22	21	20
灣仔	Wan Chai	176	34	31	30	30	26	25
東區	Eastern	160	32	24	26	24	27	27
南區	Southern	359	76	60	59	59	56	49
九龍	Kowloon	839	161	140	141	137	135	125
深水埗	Sham Shui Po	213	42	35	37	35	34	30
油尖旺	Yau Tsim Mong	58	14	8	11	10	9	6
九龍城	Kowloon City	412	78	72	67	66	66	63
黃大仙	Wong Tai Sin	75	12	11	13	13	13	13
觀塘	Kwun Tong	81	15	14	13	13	13	13
新界	New Territories	454	84	76	77	74	72	72
荃灣	Tsuen Wan	6	1	1	1	1	1	1
屯門	Tuen Mun	32	5	5	5	5	5	7
元朗	Yuen Long	34	6	6	6	6	5	5
北區	North	-	-	-	-	-	-	-
大埔	Tai Po	102	20	16	18	16	16	16
沙田	Sha Tin	101	17	17	17	17	17	16
西貢	Sai Kung	112	21	20	19	17	18	17
離島	Islands	67	14	11	11	12	10	10
葵青	Kwai Tsing	-	-	-	-	-	-	-

- 註：
- (1) 數字包括普通小學，但不包括特殊學校。
 - (2) 數字反映2022年9月15日的情況。
 - (3) 在很少數的非公營學校中，數字涉及少數的混合班，即一班內有不同級別的學生於同一課室上課。於計算每所學校總班數時，混合班只會視作一班計算。當計算按級別劃分的班數時，混合班會根據不同級別學生人數的比例分拆，並按四捨五入以整數表列。因此，個別級別的開辦班數合計起來可能與學校的總班數不同。
 - (4) 部分非公營學校開辦非本地正規課程。
 - (5) 學校分區按其校舍所在的區議會分區劃分。
 - (6) 國際及其他私立學校小一級別的數字涵蓋預備班。

- Notes:
- (1) Figures include ordinary primary schools, but not special schools.
 - (2) Figures refer to the position as at 15 September 2022.
 - (3) Figures in a very small number of non-public sector schools involve a small number of combined classes, i.e. classes operated in the same classroom comprising students of different grades. When counting the total number of classes in a school, a combined class is treated as one class. When counting the number of classes broken down by grade, a combined class is split into different classes in proportion to the number of students from each grade and the numbers are rounded to the nearest integer. Accordingly, figures on operating classes for individual grades may not add up to the total number of classes in schools.
 - (4) Some of the non-public sector schools operate non-local formal curriculum courses.
 - (5) School districts are delineated by the District Council districts of the school premises.
 - (6) Figures for Primary 1 in international and other private schools cover preparatory classes.

3.6 2022年小學學額 — 按分區及級別統計 Accommodation in Primary Schools by District and Grade, 2022

(A) 所有學校 All Schools

分區 District		所有級別 All Grades	小一 P1	小二 P2	小三 P3	小四 P4	小五 P5	小六 P6
所有分區	All Districts	369 002	57 777	58 710	61 386	61 247	66 086	63 796
香港島	Hong Kong Island	64 610	10 601	10 584	10 820	10 867	11 248	10 490
中西區	Central & Western	12 293	1 929	2 082	2 105	2 061	2 128	1 988
灣仔	Wan Chai	14 104	2 408	2 393	2 345	2 375	2 344	2 239
東區	Eastern	22 590	3 508	3 558	3 745	3 774	4 155	3 850
南區	Southern	15 623	2 756	2 551	2 625	2 657	2 621	2 413
九龍	Kowloon	118 682	19 070	19 166	19 913	19 634	20 917	19 982
深水埗	Sham Shui Po	23 938	4 003	3 921	4 063	3 904	4 063	3 984
油尖旺	Yau Tsim Mong	15 931	2 528	2 544	2 738	2 600	2 932	2 589
九龍城	Kowloon City	34 223	5 793	5 698	5 574	5 643	5 923	5 592
黃大仙	Wong Tai Sin	17 437	2 607	2 727	2 942	2 917	3 062	3 182
觀塘	Kwun Tong	27 153	4 139	4 276	4 596	4 570	4 937	4 635
新界	New Territories	185 710	28 106	28 960	30 653	30 746	33 921	33 324
荃灣	Tsuen Wan	13 369	2 010	2 100	2 174	2 270	2 410	2 405
屯門	Tuen Mun	24 118	3 678	3 798	3 928	3 948	4 384	4 382
元朗	Yuen Long	32 218	4 973	5 035	5 297	5 235	5 836	5 842
北區	North	18 579	2 675	2 725	2 975	3 045	3 608	3 551
大埔	Tai Po	16 291	2 403	2 448	2 649	2 610	3 128	3 053
沙田	Sha Tin	33 412	4 968	5 178	5 594	5 667	6 176	5 829
西貢	Sai Kung	19 650	3 133	3 161	3 347	3 358	3 280	3 371
離島	Islands	8 879	1 367	1 386	1 485	1 509	1 645	1 487
葵青	Kwai Tsing	19 194	2 899	3 129	3 204	3 104	3 454	3 404

註： (1) 數字包括普通小學，但不包括特殊學校。
(2) 數字反映2022年9月15日的情況。
(3) 學額數字指有關學校的預設學位數目。
(4) 學校分區按其校舍所在的區議會分區劃分。

Notes: (1) Figures include ordinary primary schools, but not special schools.
(2) Figures refer to the position as at 15 September 2022.
(3) Figures on accommodation refer to the planned number of school places offered by the schools concerned.
(4) School districts are delineated by the District Council districts of the school premises.

3.6 (續) 2022年小學學額 — 按分區及級別統計
(Cont'd) Accommodation in Primary Schools by District and Grade, 2022

(B) 公營及直接資助計劃學校
Public Sector and DSS Schools

分區 District		所有級別 All Grades	小一 P1	小二 P2	小三 P3	小四 P4	小五 P5	小六 P6
所有分區	All Districts	308 417	46 515	48 491	51 103	51 223	56 387	54 698
香港島	Hong Kong Island	41 274	6 229	6 604	6 848	6 971	7 583	7 039
中西區	Central & Western	8 355	1 285	1 360	1 385	1 385	1 530	1 410
灣仔	Wan Chai	8 285	1 310	1 360	1 360	1 385	1 485	1 385
東區	Eastern	17 842	2 647	2 822	2 951	3 029	3 346	3 047
南區	Southern	6 792	987	1 062	1 152	1 172	1 222	1 197
九龍	Kowloon	93 162	14 296	14 886	15 599	15 416	16 762	16 203
深水埗	Sham Shui Po	17 550	2 788	2 846	2 943	2 829	3 029	3 115
油尖旺	Yau Tsim Mong	14 229	2 194	2 294	2 426	2 300	2 650	2 365
九龍城	Kowloon City	21 640	3 387	3 512	3 512	3 622	3 906	3 701
黃大仙	Wong Tai Sin	14 590	2 150	2 300	2 450	2 425	2 570	2 695
觀塘	Kwun Tong	25 153	3 777	3 934	4 268	4 240	4 607	4 327
新界	New Territories	173 981	25 990	27 001	28 656	28 836	32 042	31 456
荃灣	Tsuen Wan	13 249	1 990	2 080	2 154	2 250	2 390	2 385
屯門	Tuen Mun	23 328	3 552	3 672	3 802	3 822	4 258	4 222
元朗	Yuen Long	31 479	4 839	4 910	5 172	5 110	5 721	5 727
北區	North	18 579	2 675	2 725	2 975	3 045	3 608	3 551
大埔	Tai Po	13 359	1 870	1 985	2 115	2 145	2 670	2 574
沙田	Sha Tin	30 733	4 520	4 730	5 146	5 215	5 724	5 398
西貢	Sai Kung	16 920	2 620	2 670	2 883	2 940	2 842	2 965
離島	Islands	7 140	1 025	1 100	1 205	1 205	1 375	1 230
葵青	Kwai Tsing	19 194	2 899	3 129	3 204	3 104	3 454	3 404

註： (1) 數字包括普通小學，但不包括特殊學校。
(2) 數字反映2022年9月15日的情況。
(3) 學額數字指有關學校的預設學位數目。
(4) 學校分區按其校舍所在的區議會分區劃分。

Notes: (1) Figures include ordinary primary schools, but not special schools.
(2) Figures refer to the position as at 15 September 2022.
(3) Figures on accommodation refer to the planned number of school places offered by the schools concerned.
(4) School districts are delineated by the District Council districts of the school premises.

3.6 (續) 2022年小學學額 — 按分區及級別統計
(Cont'd) Accommodation in Primary Schools by District and Grade, 2022

(C) 國際及其他私立學校
International and Other Private Schools

分區 District		所有級別 All Grades	小一 P1	小二 P2	小三 P3	小四 P4	小五 P5	小六 P6
所有分區	All Districts	60 585	11 262	10 219	10 283	10 024	9 699	9 098
香港島	Hong Kong Island	23 336	4 372	3 980	3 972	3 896	3 665	3 451
中西區	Central & Western	3 938	644	722	720	676	598	578
灣仔	Wan Chai	5 819	1 098	1 033	985	990	859	854
東區	Eastern	4 748	861	736	794	745	809	803
南區	Southern	8 831	1 769	1 489	1 473	1 485	1 399	1 216
九龍	Kowloon	25 520	4 774	4 280	4 314	4 218	4 155	3 779
深水埗	Sham Shui Po	6 388	1 215	1 075	1 120	1 075	1 034	869
油尖旺	Yau Tsim Mong	1 702	334	250	312	300	282	224
九龍城	Kowloon City	12 583	2 406	2 186	2 062	2 021	2 017	1 891
黃大仙	Wong Tai Sin	2 847	457	427	492	492	492	487
觀塘	Kwun Tong	2 000	362	342	328	330	330	308
新界	New Territories	11 729	2 116	1 959	1 997	1 910	1 879	1 868
荃灣	Tsuen Wan	120	20	20	20	20	20	20
屯門	Tuen Mun	790	126	126	126	126	126	160
元朗	Yuen Long	739	134	125	125	125	115	115
北區	North	-	-	-	-	-	-	-
大埔	Tai Po	2 932	533	463	534	465	458	479
沙田	Sha Tin	2 679	448	448	448	452	452	431
西貢	Sai Kung	2 730	513	491	464	418	438	406
離島	Islands	1 739	342	286	280	304	270	257
葵青	Kwai Tsing	-	-	-	-	-	-	-

- 註：
- (1) 數字包括普通小學，但不包括特殊學校。
 - (2) 數字反映2022年9月15日的情況。
 - (3) 學額數字指有關學校的預設學位數目。
 - (4) 部分非公營學校開辦非本地正規課程。
 - (5) 學校分區按其校舍所在的區議會分區劃分。
 - (6) 國際及其他私立學校小一級別的數字涵蓋預備班。

- Notes:
- (1) Figures include ordinary primary schools, but not special schools.
 - (2) Figures refer to the position as at 15 September 2022.
 - (3) Figures on accommodation refer to the planned number of school places offered by the schools concerned.
 - (4) Some of the non-public sector schools operate non-local formal curriculum courses.
 - (5) School districts are delineated by the District Council districts of the school premises.
 - (6) Figures for Primary 1 in international and other private schools cover preparatory classes.

3.7 2022年小學學生人數 — 按分區及級別統計 Student Enrolment in Primary Schools by District and Grade, 2022

(A) 所有學校 All Schools

分區 District		所有級別 All Grades	小一 P1	小二 P2	小三 P3	小四 P4	小五 P5	小六 P6
所有分區	All Districts	333 551	54 319	53 604	54 880	54 980	58 947	56 821
香港島	Hong Kong Island	56 249	9 634	9 290	9 245	9 418	9 711	8 951
中西區	Central & Western	10 325	1 767	1 706	1 699	1 743	1 784	1 626
灣仔	Wan Chai	12 236	2 185	2 096	2 024	2 049	2 011	1 871
東區	Eastern	19 492	3 097	3 121	3 164	3 244	3 536	3 330
南區	Southern	14 196	2 585	2 367	2 358	2 382	2 380	2 124
九龍	Kowloon	108 466	17 900	17 628	18 121	17 843	18 987	17 987
深水埗	Sham Shui Po	22 151	3 783	3 583	3 776	3 649	3 798	3 562
油尖旺	Yau Tsim Mong	14 522	2 436	2 416	2 514	2 345	2 514	2 297
九龍城	Kowloon City	30 764	5 382	5 205	5 076	5 058	5 214	4 829
黃大仙	Wong Tai Sin	15 466	2 331	2 394	2 539	2 592	2 770	2 840
觀塘	Kwun Tong	25 563	3 968	4 030	4 216	4 199	4 691	4 459
新界	New Territories	168 836	26 785	26 686	27 514	27 719	30 249	29 883
荃灣	Tsuen Wan	12 165	1 904	1 937	2 010	2 039	2 145	2 130
屯門	Tuen Mun	21 958	3 518	3 499	3 529	3 598	3 851	3 963
元朗	Yuen Long	29 129	4 785	4 604	4 759	4 614	5 146	5 221
北區	North	17 662	2 628	2 600	2 768	2 945	3 398	3 323
大埔	Tai Po	14 236	2 242	2 263	2 303	2 249	2 647	2 532
沙田	Sha Tin	30 889	4 862	4 893	5 063	5 148	5 513	5 410
西貢	Sai Kung	17 158	2 890	2 770	2 873	2 908	2 869	2 848
離島	Islands	7 978	1 207	1 232	1 329	1 350	1 511	1 349
葵青	Kwai Tsing	17 661	2 749	2 888	2 880	2 868	3 169	3 107

註： (1) 數字包括普通小學，但不包括特殊學校。
(2) 數字反映2022年9月15日的情況。
(3) 學校分區按其校舍所在的區議會分區劃分。

Notes: (1) Figures include ordinary primary schools, but not special schools.
(2) Figures refer to the position as at 15 September 2022.
(3) School districts are delineated by the District Council districts of the school premises.

3.7 (續) 2022年小學學生人數 — 按分區及級別統計
(Cont'd) Student Enrolment in Primary Schools by District and Grade, 2022

(B) 公營及直接資助計劃學校
Public Sector and DSS Schools

分區 District		所有級別 All Grades	小一 P1	小二 P2	小三 P3	小四 P4	小五 P5	小六 P6
所有分區	All Districts	282 194	44 544	44 838	46 291	46 522	50 636	49 363
香港島	Hong Kong Island	36 352	5 778	5 873	5 980	6 158	6 491	6 072
中西區	Central & Western	7 190	1 211	1 162	1 159	1 198	1 279	1 181
灣仔	Wan Chai	7 601	1 254	1 241	1 268	1 301	1 309	1 228
東區	Eastern	15 677	2 385	2 520	2 572	2 671	2 862	2 667
南區	Southern	5 884	928	950	981	988	1 041	996
九龍	Kowloon	86 882	13 735	13 959	14 497	14 275	15 484	14 932
深水埗	Sham Shui Po	16 775	2 681	2 683	2 838	2 768	2 930	2 875
油尖旺	Yau Tsim Mong	12 990	2 127	2 184	2 243	2 077	2 253	2 106
九龍城	Kowloon City	19 821	3 299	3 278	3 269	3 272	3 468	3 235
黃大仙	Wong Tai Sin	13 387	1 989	2 064	2 187	2 226	2 415	2 506
觀塘	Kwun Tong	23 909	3 639	3 750	3 960	3 932	4 418	4 210
新界	New Territories	158 960	25 031	25 006	25 814	26 089	28 661	28 359
荃灣	Tsuen Wan	12 125	1 899	1 930	2 002	2 034	2 136	2 124
屯門	Tuen Mun	21 251	3 408	3 383	3 415	3 486	3 742	3 817
元朗	Yuen Long	28 597	4 686	4 521	4 665	4 526	5 061	5 138
北區	North	17 662	2 628	2 600	2 768	2 945	3 398	3 323
大埔	Tai Po	12 075	1 838	1 884	1 906	1 900	2 319	2 228
沙田	Sha Tin	28 264	4 412	4 456	4 631	4 709	5 076	4 980
西貢	Sai Kung	14 871	2 484	2 364	2 476	2 532	2 491	2 524
離島	Islands	6 454	927	980	1 071	1 089	1 269	1 118
葵青	Kwai Tsing	17 661	2 749	2 888	2 880	2 868	3 169	3 107

註： (1) 數字包括普通小學，但不包括特殊學校。
(2) 數字反映2022年9月15日的情況。
(3) 學校分區按其校舍所在的區議會分區劃分。

Notes: (1) Figures include ordinary primary schools, but not special schools.
(2) Figures refer to the position as at 15 September 2022.
(3) School districts are delineated by the District Council districts of the school premises.

3.7 (續) 2022年小學學生人數 — 按分區及級別統計
(Cont'd) Student Enrolment in Primary Schools by District and Grade, 2022

(C) 國際及其他私立學校
International and Other Private Schools

分區 District		所有級別 All Grades	小一 P1	小二 P2	小三 P3	小四 P4	小五 P5	小六 P6
所有分區	All Districts	51 357	9 775	8 766	8 589	8 458	8 311	7 458
香港島	Hong Kong Island	19 897	3 856	3 417	3 265	3 260	3 220	2 879
中西區	Central & Western	3 135	556	544	540	545	505	445
灣仔	Wan Chai	4 635	931	855	756	748	702	643
東區	Eastern	3 815	712	601	592	573	674	663
南區	Southern	8 312	1 657	1 417	1 377	1 394	1 339	1 128
九龍	Kowloon	21 584	4 165	3 669	3 624	3 568	3 503	3 055
深水埗	Sham Shui Po	5 376	1 102	900	938	881	868	687
油尖旺	Yau Tsim Mong	1 532	309	232	271	268	261	191
九龍城	Kowloon City	10 943	2 083	1 927	1 807	1 786	1 746	1 594
黃大仙	Wong Tai Sin	2 079	342	330	352	366	355	334
觀塘	Kwun Tong	1 654	329	280	256	267	273	249
新界	New Territories	9 876	1 754	1 680	1 700	1 630	1 588	1 524
荃灣	Tsuen Wan	40	5	7	8	5	9	6
屯門	Tuen Mun	707	110	116	114	112	109	146
元朗	Yuen Long	532	99	83	94	88	85	83
北區	North	-	-	-	-	-	-	-
大埔	Tai Po	2 161	404	379	397	349	328	304
沙田	Sha Tin	2 625	450	437	432	439	437	430
西貢	Sai Kung	2 287	406	406	397	376	378	324
離島	Islands	1 524	280	252	258	261	242	231
葵青	Kwai Tsing	-	-	-	-	-	-	-

註： (1) 數字包括普通小學，但不包括特殊學校。
(2) 數字反映2022年9月15日的情況。
(3) 部分非公營學校開辦非本地正規課程。
(4) 學校分區按其校舍所在的區議會分區劃分。
(5) 國際及其他私立學校小一級別的數字涵蓋預備班。

Notes: (1) Figures include ordinary primary schools, but not special schools.
(2) Figures refer to the position as at 15 September 2022.
(3) Some of the non-public sector schools operate non-local formal curriculum courses.
(4) School districts are delineated by the District Council districts of the school premises.
(5) Figures for Primary 1 in international and other private schools cover preparatory classes.

3.8 2022年小學學生人數 — 按級別、性別及年齡統計

Student Enrolment in Primary Schools by Grade, Sex and Age, 2022

級別 Grade	性別 Sex	所有歲數 All Ages	年齡 Age								
			≤ 5	6	7	8	9	10	11	12	≥ 13
所有級別	All Grades	333 551	15 765	51 763	53 968	52 896	54 922	59 300	40 824	3 416	697
	男 Male	173 015	7 779	26 561	27 988	27 263	28 571	30 806	21 643	1 989	415
	女 Female	160 536	7 986	25 202	25 980	25 633	26 351	28 494	19 181	1 427	282
小一	Primary 1	54 319	15 293	37 570	1 382	66	7	1	-	-	-
	男 Male	28 074	7 550	19 608	872	38	6	-	-	-	-
	女 Female	26 245	7 743	17 962	510	28	1	1	-	-	-
小二	Primary 2	53 604	472	13 746	37 528	1 725	120	12	-	1	-
	男 Male	27 778	229	6 722	19 714	1 036	69	7	-	1	-
	女 Female	25 826	243	7 024	17 814	689	51	5	-	-	-
小三	Primary 3	54 880	-	446	14 580	37 422	2 231	186	13	2	-
	男 Male	28 311	-	230	7 160	19 447	1 350	117	6	1	-
	女 Female	26 569	-	216	7 420	17 975	881	69	7	1	-
小四	Primary 4	54 980	-	1	478	13 143	37 550	3 442	324	33	9
	男 Male	28 695	-	1	242	6 458	19 713	2 059	193	22	7
	女 Female	26 285	-	-	236	6 685	17 837	1 383	131	11	2
小五	Primary 5	58 947	-	-	-	539	14 502	40 437	2 999	410	60
	男 Male	30 527	-	-	-	283	7 186	21 026	1 754	252	26
	女 Female	28 420	-	-	-	256	7 316	19 411	1 245	158	34
小六	Primary 6	56 821	-	-	-	1	512	15 222	37 488	2 970	628
	男 Male	29 630	-	-	-	1	247	7 597	19 690	1 713	382
	女 Female	27 191	-	-	-	-	265	7 625	17 798	1 257	246

註： (1) 數字包括普通小學，但不包括特殊學校。
(2) 數字反映2022年9月15日的情况。

Notes: (1) Figures include ordinary primary schools, but not special schools.
(2) Figures refer to the position as at 15 September 2022.

IV
中學
Secondary Schools

4.1 2012年至2022年中學日校開辦班數、學額、學生人數及重讀生人數 — 按級別統計
Operating Classes, Accommodation, Student Enrolment and Repeaters in Secondary Day Schools by Grade, 2012-2022

級別 Grade			2012	2013	2014	2015	2016	2017	2018	2019	2020	2021	2022
所有級別 All Grades	班數	Classes	13 240	12 960	12 719	12 463	12 215	12 153	12 095	12 130	12 219	12 313	12 358
	學額	Accommodation	470 964	448 914	426 677	407 769	394 064	387 186	381 242	381 644	383 405	387 117	388 490
	學生人數	Enrolment	418 787	395 345	373 131	352 609	338 152	330 804	325 498	327 394	329 011	325 927	321 162
	重讀生人數	Repeaters	14 207	13 540	12 585	11 560	10 692	9 945	9 362	8 829	7 043	9 793	8 792
中一 Secondary 1	班數	Classes	2 012	1 978	1 969	1 955	1 947	1 957	2 011	2 042	2 069	2 049	2 026
	學額	Accommodation	68 866	65 483	63 612	61 582	61 411	61 794	63 167	65 340	66 644	65 717	64 606
	學生人數	Enrolment	64 758	59 883	57 151	54 975	54 479	55 845	58 140	61 554	60 945	58 960	56 888
	重讀生人數	Repeaters	2 171	2 451	2 498	2 454	2 448	2 182	2 093	1 968	1 474	2 151	2 176
中二 Secondary 2	班數	Classes	1 992	2 011	1 974	1 962	1 945	1 950	1 954	2 004	2 039	2 072	2 049
	學額	Accommodation	68 748	69 006	65 550	63 765	61 654	61 633	61 888	63 203	65 808	66 560	65 448
	學生人數	Enrolment	64 017	64 324	59 427	56 339	54 424	54 414	55 603	57 870	60 293	58 687	56 284
	重讀生人數	Repeaters	2 118	2 103	2 140	2 023	1 939	1 888	1 831	1 740	1 264	2 076	1 829
中三 Secondary 3	班數	Classes	2 167	1 989	2 011	1 976	1 961	1 943	1 940	1 952	1 997	2 032	2 055
	學額	Accommodation	75 413	68 730	68 966	65 583	63 849	61 677	61 417	61 851	63 250	65 242	66 073
	學生人數	Enrolment	68 892	63 424	63 575	58 799	56 052	54 107	53 637	54 821	56 466	57 461	55 963
	重讀生人數	Repeaters	2 333	2 072	2 071	2 015	1 911	1 840	1 661	1 558	1 265	1 804	1 697
中四 Secondary 4	班數	Classes	2 296	2 265	2 100	2 099	2 049	2 007	1 982	1 985	1 996	2 028	2 040
	學額	Accommodation	81 000	75 860	69 016	69 287	65 996	63 985	61 845	61 752	61 701	63 109	65 040
	學生人數	Enrolment	73 246	67 647	62 208	61 939	57 637	54 969	52 793	52 206	52 776	53 443	54 370
	重讀生人數	Repeaters	3 273	3 093	2 810	2 570	2 533	2 390	2 234	2 141	1 758	2 181	2 034
中五 Secondary 5	班數	Classes	2 313	2 295	2 264	2 100	2 100	2 063	2 018	1 997	1 991	2 000	2 035
	學額	Accommodation	85 976	81 172	75 985	69 057	69 383	66 081	64 222	62 200	61 584	61 991	62 994
	學生人數	Enrolment	73 044	69 159	63 860	58 512	58 274	54 452	51 728	49 690	49 436	49 144	49 417
	重讀生人數	Repeaters	2 498	2 277	2 025	1 788	1 379	1 388	1 286	1 180	1 092	1 386	902
中六 Secondary 6	班數	Classes	2 365	2 320	2 291	2 258	2 096	2 106	2 059	2 025	1 995	1 995	2 007
	學額	Accommodation	88 653	86 175	80 972	75 850	69 015	69 178	65 758	64 253	61 606	61 784	61 459
	學生人數	Enrolment	72 971	68 849	64 774	59 835	55 023	54 669	51 206	48 824	46 792	45 971	45 877
	重讀生人數	Repeaters	1 812	1 524	1 035	705	479	253	256	242	187	192	152
中七 Secondary 7	班數	Classes	95	102	111	113	117	127	131	125	131	137	146
	學額	Accommodation	2 308	2 488	2 576	2 645	2 756	2 838	2 945	3 045	2 812	2 714	2 870
	學生人數	Enrolment	1 859	2 059	2 136	2 210	2 263	2 348	2 391	2 429	2 303	2 261	2 363
	重讀生人數	Repeaters	2	20	6	5	3	4	1	-	3	3	2

- 註：
- (1) 數字包括普通中學日校，但不包括特殊學校及由營辦補習班、職業訓練及成人教育的私立學校所開辦的日間中學課程。
 - (2) 2020年數字反映10月中情況，其餘則為該年9月中的情況。
 - (3) 在很少數的非公營學校中，開辦班數涉及少數的混合班，即一班內有不同級別的學生於同一課室上課。於計算每所學校總班數時，混合班只會視作一班計算。當計算按級別劃分的班數時，混合班會根據不同級別學生人數的比例分拆，並按四捨五入以整數表列。因此，個別級別的開辦班數合計起來可能與學校的總班數不同。
 - (4) 學額數字指有關學校的預設學位數目。
 - (5) 在推行新高中學制後，本地課程自2012年起沒有中七津貼學額。

- Notes:
- (1) Figures include ordinary secondary day schools, but not special schools and secondary day courses operated by private schools offering tutorial, vocational and adult education courses.
 - (2) Figures for 2020 refer to the position as at mid-October, and others refer to the position as at mid-September of the respective years.
 - (3) Figures on operating classes in a very small number of non-public sector schools involve a small number of combined classes, i.e. classes operated in the same classroom comprising students of different grades. When counting the total number of classes in a school, a combined class is treated as one class. When counting the number of classes broken down by grade, a combined class is split into different classes in proportion to the number of students from each grade and the numbers are rounded to the nearest integer. Accordingly, figures on operating classes for individual grades may not add up to the total number of classes in schools.
 - (4) Figures on accommodation refer to the planned number of school places offered by the schools concerned.
 - (5) Upon implementation of the New Senior Secondary Academic Structure, there are no subsidised Secondary 7 places under the local curriculum starting from 2012.

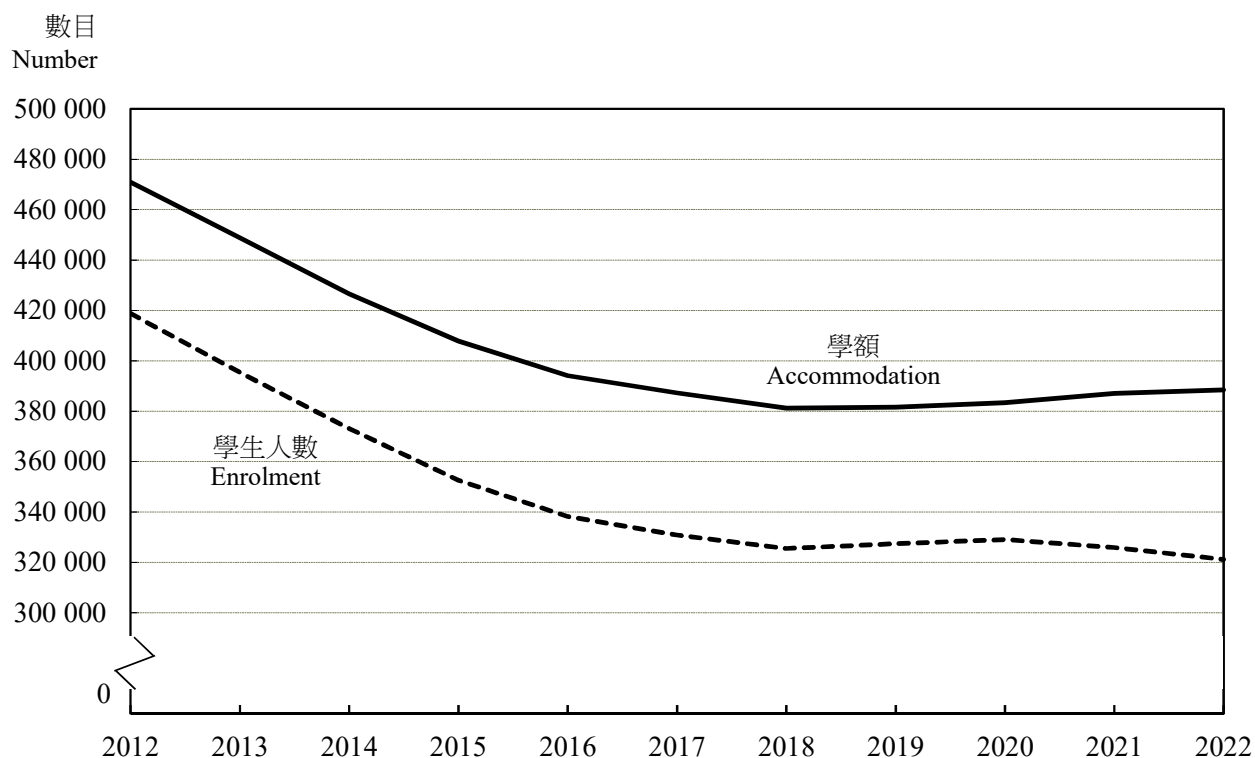
4.2 2012年至2022年中學日校開辦班數、學額、學生人數及重讀生人數 — 按學校類別統計
Operating Classes, Accommodation, Student Enrolment and Repeaters in Secondary Day Schools by Sector, 2012-2022

學校類別 Sector			2012	2013	2014	2015	2016	2017	2018	2019	2020	2021	2022
各類學校合計 All Sectors	班數	Classes	13 240	12 960	12 719	12 463	12 215	12 153	12 095	12 130	12 219	12 313	12 358
	學額	Accommodation	470 964	448 914	426 677	407 769	394 064	387 186	381 242	381 644	383 405	387 117	388 490
	學生人數	Enrolment	418 787	395 345	373 131	352 609	338 152	330 804	325 498	327 394	329 011	325 927	321 162
	重讀生人數	Repeaters	14 207	13 540	12 585	11 560	10 692	9 945	9 362	8 829	7 043	9 793	8 792
官立 Government	班數	Classes	776	754	743	730	714	706	703	705	705	705	697
	學額	Accommodation	28 850	27 405	26 104	25 057	24 275	23 997	23 752	23 696	23 804	23 898	23 690
	學生人數	Enrolment	26 313	24 937	23 540	22 260	21 360	21 013	20 574	20 551	20 467	19 910	19 071
	重讀生人數	Repeaters	648	586	614	550	571	545	505	492	315	582	501
資助 Aided	班數	Classes	9 777	9 514	9 278	9 032	8 799	8 695	8 624	8 615	8 669	8 682	8 671
	學額	Accommodation	355 585	335 170	314 959	297 362	284 559	277 875	272 027	270 996	272 488	274 696	276 311
	學生人數	Enrolment	318 624	297 177	277 105	258 899	245 956	238 971	233 630	234 319	235 991	233 724	230 407
	重讀生人數	Repeaters	10 538	10 147	9 733	8 881	8 201	7 723	7 290	6 809	5 471	7 750	7 019
按位津貼 Caput	班數	Classes	85	49	47	45	42	41	40	40	40	41	42
	學額	Accommodation	3 196	1 806	1 681	1 573	1 445	1 385	1 325	1 318	1 318	1 357	1 396
	學生人數	Enrolment	2 914	1 577	1 465	1 366	1 293	1 258	1 221	1 256	1 215	1 224	1 232
	重讀生人數	Repeaters	95	43	35	52	61	40	50	56	44	47	50
直接資助計劃 DSS	班數	Classes	1 595	1 615	1 611	1 604	1 599	1 593	1 587	1 595	1 594	1 597	1 598
	學額	Accommodation	57 779	58 422	57 828	57 340	56 606	55 950	55 358	55 369	55 536	57 001	56 342
	學生人數	Enrolment	48 985	49 103	48 268	47 232	46 356	45 863	45 601	46 049	45 586	44 636	43 892
	重讀生人數	Repeaters	2 448	2 311	1 922	1 819	1 653	1 490	1 407	1 333	1 143	1 343	1 080
國際 International	班數	Classes	690	707	737	737	751	790	807	832	851	888	936
	學額	Accommodation	17 552	18 140	18 631	18 676	19 268	19 790	20 200	21 376	20 864	20 921	21 151
	學生人數	Enrolment	15 530	16 088	16 442	16 530	16 664	16 956	17 478	17 977	18 232	18 561	18 483
	重讀生人數	Repeaters	12	35	19	15	14	14	10	15	16	13	12
其他私立 Other Private	班數	Classes	317	321	303	315	310	328	334	343	360	400	414
	學額	Accommodation	8 002	7 971	7 474	7 761	7 911	8 189	8 580	8 889	9 395	9 244	9 600
	學生人數	Enrolment	6 421	6 463	6 311	6 322	6 523	6 743	6 994	7 242	7 520	7 872	8 077
	重讀生人數	Repeaters	466	418	262	243	192	133	100	124	54	58	130

註： (1) 數字包括普通中學日校，但不包括特殊學校及由營辦補習班、職業訓練及成人教育的私立學校所開辦的日間中學課程。
(2) 2020年數字反映10月中情況，其餘則為該年9月中的情況。
(3) 學額數字指有關學校的預設學位數目。
(4) 部分非公營學校開辦非本地正規課程。

Notes: (1) Figures include ordinary secondary day schools, but not special schools and secondary day courses operated by private schools offering tutorial, vocational and adult education courses.
(2) Figures for 2020 refer to the position as at mid-October, and others refer to the position as at mid-September of the respective years.
(3) Figures on accommodation refer to the planned number of school places offered by the schools concerned.
(4) Some of the non-public sector schools operate non-local formal curriculum courses.

圖 11 2012年至2022年中學日校學額及學生人數
Chart 11 Accommodation and Student Enrolment in Secondary Day Schools, 2012-2022



註：

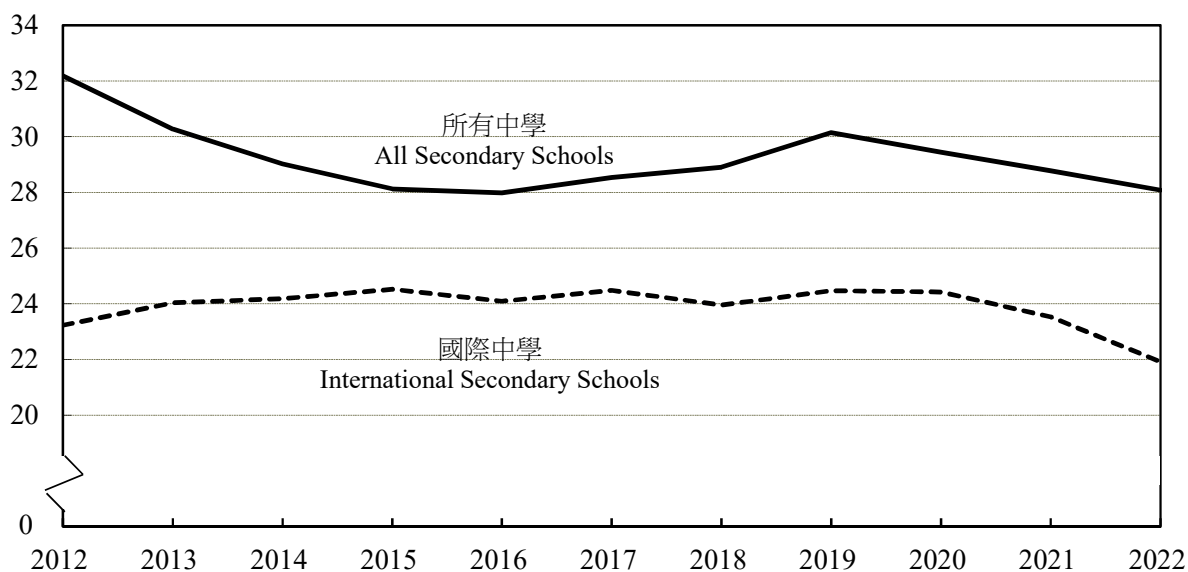
- (1) 數字包括普通中學日校，但不包括特殊學校及由營辦補習班、職業訓練及成人教育的私立學校所開辦的日間中學課程。
- (2) 2020年數字反映10月中情況，其餘則為該年9月中的情況。
- (3) 學額數字指有關學校的預設學位數目。

Notes:

- (1) Figures include ordinary secondary day schools, but not special schools and secondary day courses operated by private schools offering tutorial, vocational and adult education courses.
- (2) Figures for 2020 refer to the position as at mid-October, and others refer to the position as at mid-September of the respective years.
- (3) Figures on accommodation refer to the planned number of school places offered by the schools concerned.

圖 12 2012年至2022年中一每班平均人數
 Chart 12 Average Class Size in Secondary One, 2012-2022

每班平均人數
 Average Class Size



- 註：
- (1) 數字包括普通中學日校，但不包括特殊學校及由營辦補習班、職業訓練及成人教育的私立學校所開辦的日間中學課程。
 - (2) 2020年數字反映10月中情況，其餘則為該年9月中的情況。

- Notes:
- (1) Figures include ordinary secondary day schools, but not special schools and secondary day courses operated by private schools offering tutorial, vocational and adult education courses.
 - (2) Figures for 2020 refer to the position as at mid-October, and others refer to the position as at mid-September of the respective years.

4.3 2022年中學日校開辦班數、學額、學生人數及重讀生人數 — 按學校類別及級別統計 Operating Classes, Accommodation, Student Enrolment and Repeaters in Secondary Day Schools by Sector and Grade, 2022

學校類別 Sector		所有級別 All Grades	中一 S1	中二 S2	中三 S3	中四 S4	中五 S5	中六 S6	中七 S7
各類學校合計 All Sectors	班數 Classes	12 358	2 026	2 049	2 055	2 040	2 035	2 007	146
	學額 Accommodation	388 490	64 606	65 448	66 073	65 040	62 994	61 459	2 870
	學生人數 Enrolment	321 162	56 888	56 284	55 963	54 370	49 417	45 877	2 363
	重讀生人數 Repeaters	8 792	2 176	1 829	1 697	2 034	902	152	2
官立 Government	班數 Classes	697	110	118	122	116	116	115	-
	學額 Accommodation	23 690	3 723	4 025	4 127	3 986	3 931	3 898	-
	學生人數 Enrolment	19 071	3 186	3 249	3 308	3 271	3 063	2 994	-
	重讀生人數 Repeaters	501	166	128	99	79	25	4	-
資助 Aided	班數 Classes	8 671	1 425	1 441	1 465	1 458	1 449	1 433	-
	學額 Accommodation	276 311	45 861	46 708	47 632	46 906	45 058	44 146	-
	學生人數 Enrolment	230 407	40 590	40 440	40 661	39 549	35 735	33 432	-
	重讀生人數 Repeaters	7 019	1 770	1 485	1 382	1 593	708	81	-
按位津貼 Caput	班數 Classes	42	7	7	7	7	7	7	-
	學額 Accommodation	1 396	235	235	235	235	228	228	-
	學生人數 Enrolment	1 232	187	203	204	226	209	203	-
	重讀生人數 Repeaters	50	16	12	9	6	7	-	-
直接資助計劃 DSS	班數 Classes	1 598	260	262	255	272	277	272	-
	學額 Accommodation	56 342	9 384	9 249	9 129	9 470	9 607	9 503	-
	學生人數 Enrolment	43 892	8 056	7 771	7 424	7 497	6 883	6 261	-
	重讀生人數 Repeaters	1 080	205	172	181	327	148	47	-
國際 International	班數 Classes	936	156	152	142	125	129	128	104
	學額 Accommodation	21 151	3 730	3 569	3 393	3 041	2 865	2 560	1 993
	學生人數 Enrolment	18 483	3 419	3 200	3 007	2 629	2 451	2 079	1 698
	重讀生人數 Repeaters	12	-	2	3	-	2	4	1
其他私立 Other Private	班數 Classes	414	68	69	64	62	57	52	42
	學額 Accommodation	9 600	1 673	1 662	1 557	1 402	1 305	1 124	877
	學生人數 Enrolment	8 077	1 450	1 421	1 359	1 198	1 076	908	665
	重讀生人數 Repeaters	130	19	30	23	29	12	16	1

- 註： (1) 數字包括普通中學日校，但不包括特殊學校及由營辦補習班、職業訓練及成人教育的私立學校所開辦的日間中學課程。
(2) 數字反映2022年9月15日的情況。
(3) 在很少數的非公營學校中，開辦班數涉及少數的混合班，即一班內有不同級別的學生於同一課室上課。於計算每所學校總班數時，混合班只會視作一班計算。當計算按級別劃分的班數時，混合班會根據不同級別學生人數的比例分拆，並按四捨五入以整數表列。因此，個別級別的開辦班數合計起來可能與學校的總班數不同。
(4) 學額數字指有關學校的預設學位數目。
(5) 在推行新高中學制後，本地課程自2012年起沒有中七津貼學額。
(6) 部分非公營學校開辦非本地正規課程。

- Notes: (1) Figures include ordinary secondary day schools, but not special schools and secondary day courses operated by private schools offering tutorial, vocational and adult education courses.
(2) Figures refer to the position as at 15 September 2022.
(3) Figures on operating classes in a very small number of non-public sector schools involve a small number of combined classes, i.e. classes operated in the same classroom comprising students of different grades. When counting the total number of classes in a school, a combined class is treated as one class. When counting the number of classes broken down by grade, a combined class is split into different classes in proportion to the number of students from each grade and the numbers are rounded to the nearest integer. Accordingly, figures on operating classes for individual grades may not add up to the total number of classes in schools.
(4) Figures on accommodation refer to the planned number of school places offered by the schools concerned.
(5) Upon implementation of the New Senior Secondary Academic Structure, there are no subsidised Secondary 7 places under the local curriculum starting from 2012.
(6) Some of the non-public sector schools operate non-local formal curriculum courses.

4.4 2022年中學日校開辦班數、學額及學生人數 — 按學校宗教背景統計
Operating Classes, Accommodation and Student Enrolment in Secondary Day Schools by Religious Background of School, 2022

學校宗教背景 Religious Background of School		班數 Classes	學額 Accommodation	學生人數 Enrolment
所有學校	All	12 358	388 490	321 162
無宗教	No Religion	5 424	167 114	139 554
基督教	Christianity/Protestantism	4 008	126 541	105 616
天主教	Catholicism	2 145	70 093	55 598
佛教	Buddhism	445	14 037	11 475
道教	Taoism	144	4 701	4 049
儒釋道三教	Confucianism, Buddhism and Taoism	113	3 651	3 136
其他	Others	79	2 353	1 734

註： (1) 數字包括普通中學日校，但不包括特殊學校及由營辦補習班、職業訓練及成人教育的私立學校所開辦的日間中學課程。
(2) 數字反映2022年9月15日的情況。
(3) 學額數字指有關學校的預設學位數目。

Notes: (1) Figures include ordinary secondary day schools, but not special schools and secondary day courses operated by private schools offering tutorial, vocational and adult education courses.
(2) Figures refer to the position as at 15 September 2022.
(3) Figures on accommodation refer to the planned number of school places offered by the schools concerned.

4.5 2022年中學日校開辦班數 — 按分區及級別統計 Operating Classes in Secondary Day Schools by District and Grade, 2022

(A) 所有學校 All Schools

分區 District		所有級別 All Grades	中一 S1	中二 S2	中三 S3	中四 S4	中五 S5	中六 S6	中七 S7
所有分區	All Districts	12 358	2 026	2 049	2 055	2 040	2 035	2 007	146
香港島	Hong Kong Island	2 365	389	385	378	375	382	381	75
中西區	Central & Western	406	70	69	62	63	64	66	12
灣仔	Wan Chai	432	72	70	70	71	71	73	5
東區	Eastern	822	135	135	138	129	136	134	15
南區	Southern	705	112	111	108	112	111	108	43
九龍	Kowloon	3 773	622	625	621	624	628	622	31
深水埗	Sham Shui Po	701	120	120	117	116	113	109	6
油尖旺	Yau Tsim Mong	453	74	73	72	76	78	80	-
九龍城	Kowloon City	1 135	186	187	184	185	188	185	20
黃大仙	Wong Tai Sin	570	93	95	96	94	97	95	-
觀塘	Kwun Tong	914	149	150	152	153	152	153	5
新界	New Territories	6 220	1 015	1 039	1 056	1 041	1 025	1 004	40
荃灣	Tsuen Wan	321	51	52	52	54	55	56	1
屯門	Tuen Mun	867	141	143	145	145	143	142	8
元朗	Yuen Long	1 007	162	169	178	169	165	164	-
北區	North	606	106	104	104	102	102	85	3
大埔	Tai Po	513	87	88	92	86	82	77	1
沙田	Sha Tin	1 262	197	208	211	209	208	209	20
西貢	Sai Kung	662	109	113	111	112	108	108	1
離島	Islands	246	40	41	42	40	38	39	6
葵青	Kwai Tsing	736	122	121	121	124	124	124	-

- 註： (1) 數字包括普通中學日校，但不包括特殊學校及由營辦補習班、職業訓練及成人教育的私立學校所開辦的日間中學課程。
(2) 數字反映2022年9月15日的情況。
(3) 在很少數的非公營學校中，數字涉及少數的混合班，即一班內有不同級別的學生於同一課室上課。於計算每所學校總班數時，混合班只會視作一班計算。當計算按級別劃分的班數時，混合班會根據不同級別學生人數的比例分拆，並按四捨五入以整數表列。因此，個別級別的開辦班數合計起來可能與學校的總班數不同。
(4) 在推行新高中學制後，本地課程自2012年起沒有中七津貼學額。
(5) 學校分區按其校舍所在的區議會分區劃分。

- Notes: (1) Figures include ordinary secondary day schools, but not special schools and secondary day courses operated by private schools offering tutorial, vocational and adult education courses.
(2) Figures refer to the position as at 15 September 2022.
(3) Figures in a very small number of non-public sector schools involve a small number of combined classes, i.e. classes operated in the same classroom comprising students of different grades. When counting the total number of classes in a school, a combined class is treated as one class. When counting the number of classes broken down by grade, a combined class is split into different classes in proportion to the number of students from each grade and the numbers are rounded to the nearest integer. Accordingly, figures on operating classes for individual grades may not add up to the total number of classes in schools.
(4) Upon implementation of the New Senior Secondary Academic Structure, there are no subsidised Secondary 7 places under the local curriculum starting from 2012.
(5) School districts are delineated by the District Council districts of the school premises.

4.5 (續) 2022年中學日校開辦班數 — 按分區及級別統計
(Cont'd) Operating Classes in Secondary Day Schools by District and Grade, 2022

(B) 公營及直接資助計劃學校
Public Sector and DSS Schools

分區 District	所有級別 All Grades	中一 S1	中二 S2	中三 S3	中四 S4	中五 S5	中六 S6	中七 S7
所有分區 All Districts	11 008	1 802	1 828	1 849	1 853	1 849	1 827	-
香港島 Hong Kong Island	1 731	283	282	286	292	294	294	-
中西區 Central & Western	316	52	52	51	53	54	54	-
灣仔 Wan Chai	393	64	64	65	66	66	68	-
東區 Eastern	675	110	110	115	114	114	112	-
南區 Southern	347	57	56	55	59	60	60	-
九龍 Kowloon	3 395	557	560	562	569	574	573	-
深水埗 Sham Shui Po	621	106	106	104	104	102	99	-
油尖旺 Yau Tsim Mong	447	73	72	72	75	77	78	-
九龍城 Kowloon City	918	151	151	150	153	156	157	-
黃大仙 Wong Tai Sin	549	89	91	92	91	94	92	-
觀塘 Kwun Tong	860	138	140	144	146	145	147	-
新界 New Territories	5 882	962	986	1 001	992	981	960	-
荃灣 Tsuen Wan	314	50	51	51	53	54	55	-
屯門 Tuen Mun	815	135	137	137	137	135	134	-
元朗 Yuen Long	1 007	162	169	178	169	165	164	-
北區 North	582	102	100	100	99	99	82	-
大埔 Tai Po	477	78	79	84	82	79	75	-
沙田 Sha Tin	1 121	176	188	191	189	188	189	-
西貢 Sai Kung	634	104	107	105	107	106	105	-
離島 Islands	196	33	34	34	32	31	32	-
葵青 Kwai Tsing	736	122	121	121	124	124	124	-

- 註： (1) 數字包括普通中學日校，但不包括特殊學校及由營辦補習班、職業訓練及成人教育的私立學校所開辦的日間中學課程。
(2) 數字反映2022年9月15日的情況。
(3) 在很少數的非公營學校中，數字涉及少數的混合班，即一班內有不同級別的學生於同一課室上課。於計算每所學校總班數時，混合班只會視作一班計算。當計算按級別劃分的班數時，混合班會根據不同級別學生人數的比例分拆，並按四捨五入以整數表列。因此，個別級別的開辦班數合計起來可能與學校的總班數不同。
(4) 在推行新高中學制後，本地課程自2012年起沒有中七津貼學額。
(5) 部分非公營學校開辦非本地正規課程。
(6) 學校分區按其校舍所在的區議會分區劃分。

- Notes: (1) Figures include ordinary secondary day schools, but not special schools and secondary day courses operated by private schools offering tutorial, vocational and adult education courses.
(2) Figures refer to the position as at 15 September 2022.
(3) Figures in a very small number of non-public sector schools involve a small number of combined classes, i.e. classes operated in the same classroom comprising students of different grades. When counting the total number of classes in a school, a combined class is treated as one class. When counting the number of classes broken down by grade, a combined class is split into different classes in proportion to the number of students from each grade and the numbers are rounded to the nearest integer. Accordingly, figures on operating classes for individual grades may not add up to the total number of classes in schools.
(4) Upon implementation of the New Senior Secondary Academic Structure, there are no subsidised Secondary 7 places under the local curriculum starting from 2012.
(5) Some of the non-public sector schools operate non-local formal curriculum courses.
(6) School districts are delineated by the District Council districts of the school premises.

4.5 (續) 2022年中學日校開辦班數 — 按分區及級別統計
(Cont'd) Operating Classes in Secondary Day Schools by District and Grade, 2022

(C) 國際及其他私立學校
International and Other Private Schools

分區 District	所有級別 All Grades	中一 S1	中二 S2	中三 S3	中四 S4	中五 S5	中六 S6	中七 S7
所有分區 All Districts	1 350	224	221	206	187	186	180	146
香港島 Hong Kong Island	634	106	103	92	83	88	87	75
中西區 Central & Western	90	18	17	11	10	10	12	12
灣仔 Wan Chai	39	8	6	5	5	5	5	5
東區 Eastern	147	25	25	23	15	22	22	15
南區 Southern	358	55	55	53	53	51	48	43
九龍 Kowloon	378	65	65	59	55	54	49	31
深水埗 Sham Shui Po	80	14	14	13	12	11	10	6
油尖旺 Yau Tsim Mong	6	1	1	-	1	1	2	-
九龍城 Kowloon City	217	35	36	34	32	32	28	20
黃大仙 Wong Tai Sin	21	4	4	4	3	3	3	-
觀塘 Kwun Tong	54	11	10	8	7	7	6	5
新界 New Territories	338	53	53	55	49	44	44	40
荃灣 Tsuen Wan	7	1	1	1	1	1	1	1
屯門 Tuen Mun	52	6	6	8	8	8	8	8
元朗 Yuen Long	-	-	-	-	-	-	-	-
北區 North	24	4	4	4	3	3	3	3
大埔 Tai Po	36	9	9	8	4	3	2	1
沙田 Sha Tin	141	21	20	20	20	20	20	20
西貢 Sai Kung	28	5	6	6	5	2	3	1
離島 Islands	50	7	7	8	8	7	7	6
葵青 Kwai Tsing	-	-	-	-	-	-	-	-

- 註： (1) 數字包括普通中學日校，但不包括特殊學校及由營辦補習班、職業訓練及成人教育的私立學校所開辦的日間中學課程。
(2) 數字反映2022年9月15日的情況。
(3) 在很少數的非公營學校中，數字涉及少數的混合班，即一班內有不同級別的學生於同一課室上課。於計算每所學校總班數時，混合班只會視作一班計算。當計算按級別劃分的班數時，混合班會根據不同級別學生人數的比例分拆，並按四捨五入以整數表列。因此，個別級別的開辦班數合計起來可能與學校的總班數不同。
(4) 在推行新高中學制後，本地課程自2012年起沒有中七津貼學額。
(5) 部分非公營學校開辦非本地正規課程。
(6) 學校分區按其校舍所在的區議會分區劃分。

- Notes: (1) Figures include ordinary secondary day schools, but not special schools and secondary day courses operated by private schools offering tutorial, vocational and adult education courses.
(2) Figures refer to the position as at 15 September 2022.
(3) Figures in a very small number of non-public sector schools involve a small number of combined classes, i.e. classes operated in the same classroom comprising students of different grades. When counting the total number of classes in a school, a combined class is treated as one class. When counting the number of classes broken down by grade, a combined class is split into different classes in proportion to the number of students from each grade and the numbers are rounded to the nearest integer. Accordingly, figures on operating classes for individual grades may not add up to the total number of classes in schools.
(4) Upon implementation of the New Senior Secondary Academic Structure, there are no subsidised Secondary 7 places under the local curriculum starting from 2012.
(5) Some of the non-public sector schools operate non-local formal curriculum courses.
(6) School districts are delineated by the District Council districts of the school premises.

4.6 2022年中學日校學額 — 按分區及級別統計 Accommodation in Secondary Day Schools by District and Grade, 2022

(A) 所有學校 All Schools

分區 District		所有級別 All Grades	中一 S1	中二 S2	中三 S3	中四 S4	中五 S5	中六 S6	中七 S7
所有分區	All Districts	388 490	64 606	65 448	66 073	65 040	62 994	61 459	2 870
香港島	Hong Kong Island	71 547	11 891	11 798	11 878	11 764	11 533	11 217	1 466
中西區	Central & Western	12 434	2 140	2 094	2 063	2 025	1 995	1 910	207
灣仔	Wan Chai	14 501	2 367	2 329	2 332	2 442	2 453	2 453	125
東區	Eastern	25 589	4 227	4 200	4 367	4 179	4 228	4 125	263
南區	Southern	19 023	3 157	3 175	3 116	3 118	2 857	2 729	871
九龍	Kowloon	120 797	20 138	20 260	20 274	20 239	19 824	19 497	565
深水埗	Sham Shui Po	22 854	3 879	3 905	3 879	3 838	3 665	3 576	112
油尖旺	Yau Tsim Mong	14 761	2 384	2 351	2 369	2 551	2 535	2 571	-
九龍城	Kowloon City	35 602	5 869	5 966	5 863	5 983	5 875	5 697	349
黃大仙	Wong Tai Sin	18 330	3 062	3 095	3 161	2 994	3 041	2 977	-
觀塘	Kwun Tong	29 250	4 944	4 943	5 002	4 873	4 708	4 676	104
新界	New Territories	196 146	32 577	33 390	33 921	33 037	31 637	30 745	839
荃灣	Tsuen Wan	10 290	1 699	1 732	1 732	1 732	1 685	1 685	25
屯門	Tuen Mun	26 602	4 433	4 532	4 527	4 532	4 302	4 176	100
元朗	Yuen Long	32 389	5 298	5 469	5 835	5 423	5 182	5 182	-
北區	North	19 619	3 489	3 409	3 413	3 393	3 211	2 650	54
大埔	Tai Po	16 505	2 758	2 857	2 964	2 828	2 597	2 477	24
沙田	Sha Tin	38 475	6 196	6 546	6 636	6 351	6 172	6 156	418
西貢	Sai Kung	21 584	3 630	3 705	3 654	3 616	3 496	3 435	48
離島	Islands	7 357	1 180	1 180	1 200	1 235	1 184	1 208	170
葵青	Kwai Tsing	23 325	3 894	3 960	3 960	3 927	3 808	3 776	-

- 註： (1) 數字包括普通中學日校，但不包括特殊學校及由營辦補習班、職業訓練及成人教育的私立學校所開辦的日間中學課程。
(2) 數字反映2022年9月15日的情況。
(3) 學額數字指有關學校的預設學位數目。
(4) 在推行新高中學制後，本地課程自2012年起沒有中七津貼學額。
(5) 學校分區按其校舍所在的區議會分區劃分。

- Notes: (1) Figures include ordinary secondary day schools, but not special schools and secondary day courses operated by private schools offering tutorial, vocational and adult education courses.
(2) Figures refer to the position as at 15 September 2022.
(3) Figures on accommodation refer to the planned number of school places offered by the schools concerned.
(4) Upon implementation of the New Senior Secondary Academic Structure, there are no subsidised Secondary 7 places under the local curriculum starting from 2012.
(5) School districts are delineated by the District Council districts of the school premises.

4.6 (續) 2022年中學日校學額 — 按分區及級別統計
(Cont'd) Accommodation in Secondary Day Schools by District and Grade, 2022

(B) 公營及直接資助計劃學校
Public Sector and DSS Schools

分區 District		所有級別 All Grades	中一 S1	中二 S2	中三 S3	中四 S4	中五 S5	中六 S6	中七 S7
所有分區	All Districts	357 739	59 203	60 217	61 123	60 597	58 824	57 775	-
香港島	Hong Kong Island	57 010	9 334	9 378	9 596	9 695	9 561	9 446	-
中西區	Central & Western	10 397	1 771	1 765	1 752	1 736	1 712	1 661	-
灣仔	Wan Chai	13 496	2 152	2 169	2 202	2 317	2 328	2 328	-
東區	Eastern	22 277	3 662	3 629	3 827	3 761	3 747	3 651	-
南區	Southern	10 840	1 749	1 815	1 815	1 881	1 774	1 806	-
九龍	Kowloon	112 013	18 563	18 692	18 837	18 899	18 567	18 455	-
深水埗	Sham Shui Po	20 882	3 501	3 525	3 525	3 538	3 411	3 382	-
油尖旺	Yau Tsim Mong	14 630	2 369	2 336	2 369	2 531	2 512	2 513	-
九龍城	Kowloon City	30 938	5 099	5 171	5 116	5 236	5 168	5 148	-
黃大仙	Wong Tai Sin	17 595	2 922	2 955	3 021	2 889	2 936	2 872	-
觀塘	Kwun Tong	27 968	4 672	4 705	4 806	4 705	4 540	4 540	-
新界	New Territories	188 716	31 306	32 147	32 690	32 003	30 696	29 874	-
荃灣	Tsuen Wan	10 115	1 674	1 707	1 707	1 707	1 660	1 660	-
屯門	Tuen Mun	25 757	4 303	4 402	4 402	4 402	4 172	4 076	-
元朗	Yuen Long	32 389	5 298	5 469	5 835	5 423	5 182	5 182	-
北區	North	19 189	3 401	3 333	3 333	3 333	3 175	2 614	-
大埔	Tai Po	15 583	2 525	2 624	2 756	2 726	2 524	2 428	-
沙田	Sha Tin	35 393	5 724	6 090	6 186	5 917	5 738	5 738	-
西貢	Sai Kung	20 923	3 502	3 577	3 526	3 513	3 433	3 372	-
離島	Islands	6 042	985	985	985	1 055	1 004	1 028	-
葵青	Kwai Tsing	23 325	3 894	3 960	3 960	3 927	3 808	3 776	-

- 註： (1) 數字包括普通中學日校，但不包括特殊學校及由營辦補習班、職業訓練及成人教育的私立學校所開辦的日間中學課程。
(2) 數字反映2022年9月15日的情況。
(3) 學額數字指有關學校的預設學位數目。
(4) 在推行新高中學制後，本地課程自2012年起沒有中七津貼學額。
(5) 部分非公營學校開辦非本地正規課程。
(6) 學校分區按其校舍所在的區議會分區劃分。

- Notes: (1) Figures include ordinary secondary day schools, but not special schools and secondary day courses operated by private schools offering tutorial, vocational and adult education courses.
(2) Figures refer to the position as at 15 September 2022.
(3) Figures on accommodation refer to the planned number of school places offered by the schools concerned.
(4) Upon implementation of the New Senior Secondary Academic Structure, there are no subsidised Secondary 7 places under the local curriculum starting from 2012.
(5) Some of the non-public sector schools operate non-local formal curriculum courses.
(6) School districts are delineated by the District Council districts of the school premises.

4.6 (續) 2022年中學日校學額 — 按分區及級別統計
(Cont'd) Accommodation in Secondary Day Schools by District and Grade, 2022

(C) 國際及其他私立學校
International and Other Private Schools

分區 District		所有級別 All Grades	中一 S1	中二 S2	中三 S3	中四 S4	中五 S5	中六 S6	中七 S7
所有分區	All Districts	30 751	5 403	5 231	4 950	4 443	4 170	3 684	2 870
香港島	Hong Kong Island	14 537	2 557	2 420	2 282	2 069	1 972	1 771	1 466
中西區	Central & Western	2 037	369	329	311	289	283	249	207
灣仔	Wan Chai	1 005	215	160	130	125	125	125	125
東區	Eastern	3 312	565	571	540	418	481	474	263
南區	Southern	8 183	1 408	1 360	1 301	1 237	1 083	923	871
九龍	Kowloon	8 784	1 575	1 568	1 437	1 340	1 257	1 042	565
深水埗	Sham Shui Po	1 972	378	380	354	300	254	194	112
油尖旺	Yau Tsim Mong	131	15	15	-	20	23	58	-
九龍城	Kowloon City	4 664	770	795	747	747	707	549	349
黃大仙	Wong Tai Sin	735	140	140	140	105	105	105	-
觀塘	Kwun Tong	1 282	272	238	196	168	168	136	104
新界	New Territories	7 430	1 271	1 243	1 231	1 034	941	871	839
荃灣	Tsuen Wan	175	25	25	25	25	25	25	25
屯門	Tuen Mun	845	130	130	125	130	130	100	100
元朗	Yuen Long	-	-	-	-	-	-	-	-
北區	North	430	88	76	80	60	36	36	54
大埔	Tai Po	922	233	233	208	102	73	49	24
沙田	Sha Tin	3 082	472	456	450	434	434	418	418
西貢	Sai Kung	661	128	128	128	103	63	63	48
離島	Islands	1 315	195	195	215	180	180	180	170
葵青	Kwai Tsing	-	-	-	-	-	-	-	-

- 註： (1) 數字包括普通中學日校，但不包括特殊學校及由營辦補習班、職業訓練及成人教育的私立學校所開辦的日間中學課程。
(2) 數字反映2022年9月15日的情況。
(3) 學額數字指有關學校的預設學位數目。
(4) 在推行新高中學制後，本地課程自2012年起沒有中七津貼學額。
(5) 部分非公營學校開辦非本地正規課程。
(6) 學校分區按其校舍所在的區議會分區劃分。

- Notes: (1) Figures include ordinary secondary day schools, but not special schools and secondary day courses operated by private schools offering tutorial, vocational and adult education courses.
(2) Figures refer to the position as at 15 September 2022.
(3) Figures on accommodation refer to the planned number of school places offered by the schools concerned.
(4) Upon implementation of the New Senior Secondary Academic Structure, there are no subsidised Secondary 7 places under the local curriculum starting from 2012.
(5) Some of the non-public sector schools operate non-local formal curriculum courses.
(6) School districts are delineated by the District Council districts of the school premises.

4.7 2022年中學日校學生人數 — 按分區及級別統計

Student Enrolment in Secondary Day Schools by District and Grade, 2022

(A) 所有學校

All Schools

分區 District	所有級別 All Grades	中一 S1	中二 S2	中三 S3	中四 S4	中五 S5	中六 S6	中七 S7
所有分區 All Districts	321 162	56 888	56 284	55 963	54 370	49 417	45 877	2 363
香港島 Hong Kong Island	55 653	10 112	9 581	9 437	9 182	8 294	7 812	1 235
中西區 Central & Western	10 077	1 949	1 794	1 628	1 577	1 537	1 406	186
灣仔 Wan Chai	10 431	1 943	1 779	1 721	1 760	1 525	1 593	110
東區 Eastern	19 837	3 504	3 374	3 524	3 374	3 079	2 809	173
南區 Southern	15 308	2 716	2 634	2 564	2 471	2 153	2 004	766
九龍 Kowloon	101 198	17 845	17 661	17 338	17 201	15 868	14 788	497
深水埗 Sham Shui Po	19 715	3 556	3 526	3 399	3 386	2 981	2 780	87
油尖旺 Yau Tsim Mong	12 059	2 079	2 053	1 964	2 116	1 946	1 901	-
九龍城 Kowloon City	29 015	5 245	5 043	4 889	4 849	4 527	4 139	323
黃大仙 Wong Tai Sin	15 315	2 599	2 668	2 704	2 590	2 498	2 256	-
觀塘 Kwun Tong	25 094	4 366	4 371	4 382	4 260	3 916	3 712	87
新界 New Territories	164 311	28 931	29 042	29 188	27 987	25 255	23 277	631
荃灣 Tsuen Wan	8 725	1 477	1 527	1 495	1 519	1 353	1 351	3
屯門 Tuen Mun	21 976	3 880	3 862	3 879	3 806	3 404	3 051	94
元朗 Yuen Long	27 690	4 914	4 919	5 090	4 662	4 202	3 903	-
北區 North	17 374	3 187	3 074	3 093	3 028	2 744	2 206	42
大埔 Tai Po	13 773	2 498	2 455	2 494	2 333	2 083	1 895	15
沙田 Sha Tin	32 217	5 678	5 712	5 645	5 316	4 903	4 607	356
西貢 Sai Kung	16 810	2 849	2 966	2 975	2 955	2 625	2 416	24
離島 Islands	5 782	1 043	1 032	996	941	831	842	97
葵青 Kwai Tsing	19 964	3 405	3 495	3 521	3 427	3 110	3 006	-

- 註： (1) 數字包括普通中學日校，但不包括特殊學校及由營辦補習班、職業訓練及成人教育的私立學校所開辦的日間中學課程。
(2) 數字反映2022年9月15日的情況。
(3) 在推行新高中學制後，本地課程自2012年起沒有中七津貼學額。
(4) 學校分區按其校舍所在的區議會分區劃分。

- Notes: (1) Figures include ordinary secondary day schools, but not special schools and secondary day courses operated by private schools offering tutorial, vocational and adult education courses.
(2) Figures refer to the position as at 15 September 2022.
(3) Upon implementation of the New Senior Secondary Academic Structure, there are no subsidised Secondary 7 places under the local curriculum starting from 2012.
(4) School districts are delineated by the District Council districts of the school premises.

4.7 (續) 2022年中學日校學生人數 — 按分區及級別統計
(Cont'd) Student Enrolment in Secondary Day Schools by District and Grade, 2022

(B) 公營及直接資助計劃學校
Public Sector and DSS Schools

分區 District	所有級別 All Grades	中一 S1	中二 S2	中三 S3	中四 S4	中五 S5	中六 S6	中七 S7
所有分區 All Districts	294 602	52 019	51 663	51 597	50 543	45 890	42 890	-
香港島 Hong Kong Island	42 983	7 806	7 426	7 411	7 388	6 593	6 359	-
中西區 Central & Western	8 224	1 614	1 496	1 349	1 315	1 279	1 171	-
灣仔 Wan Chai	9 589	1 764	1 645	1 608	1 656	1 422	1 494	-
東區 Eastern	17 421	3 039	2 920	3 115	3 070	2 738	2 539	-
南區 Southern	7 749	1 389	1 365	1 339	1 347	1 154	1 155	-
九龍 Kowloon	93 704	16 443	16 313	16 063	16 088	14 854	13 943	-
深水埗 Sham Shui Po	18 078	3 233	3 194	3 097	3 145	2 789	2 620	-
油尖旺 Yau Tsim Mong	11 989	2 078	2 049	1 964	2 100	1 936	1 862	-
九龍城 Kowloon City	24 907	4 549	4 358	4 207	4 197	3 936	3 660	-
黃大仙 Wong Tai Sin	14 772	2 484	2 562	2 584	2 527	2 422	2 193	-
觀塘 Kwun Tong	23 958	4 099	4 150	4 211	4 119	3 771	3 608	-
新界 New Territories	157 915	27 770	27 924	28 123	27 067	24 443	22 588	-
荃灣 Tsuen Wan	8 686	1 468	1 520	1 487	1 514	1 349	1 348	-
屯門 Tuen Mun	21 145	3 748	3 729	3 760	3 683	3 285	2 940	-
元朗 Yuen Long	27 690	4 914	4 919	5 090	4 662	4 202	3 903	-
北區 North	16 965	3 103	3 001	3 014	2 968	2 708	2 171	-
大埔 Tai Po	13 066	2 289	2 274	2 346	2 246	2 032	1 879	-
沙田 Sha Tin	29 316	5 221	5 251	5 207	4 891	4 492	4 254	-
西貢 Sai Kung	16 337	2 761	2 864	2 880	2 880	2 581	2 371	-
離島 Islands	4 746	861	871	818	796	684	716	-
葵青 Kwai Tsing	19 964	3 405	3 495	3 521	3 427	3 110	3 006	-

- 註： (1) 數字包括普通中學日校，但不包括特殊學校及由營辦補習班、職業訓練及成人教育的私立學校所開辦的日間中學課程。
(2) 數字反映2022年9月15日的情況。
(3) 在推行新高中學制後，本地課程自2012年起沒有中七津貼學額。
(4) 部分非公營學校開辦非本地正規課程。
(5) 學校分區按其校舍所在的區議會分區劃分。

- Notes: (1) Figures include ordinary secondary day schools, but not special schools and secondary day courses operated by private schools offering tutorial, vocational and adult education courses.
(2) Figures refer to the position as at 15 September 2022.
(3) Upon implementation of the New Senior Secondary Academic Structure, there are no subsidised Secondary 7 places under the local curriculum starting from 2012.
(4) Some of the non-public sector schools operate non-local formal curriculum courses.
(5) School districts are delineated by the District Council districts of the school premises.

4.7 (續) 2022年中學日校學生人數 — 按分區及級別統計
(Cont'd) Student Enrolment in Secondary Day Schools by District and Grade, 2022

(C) 國際及其他私立學校
International and Other Private Schools

分區 District	所有級別 All Grades	中一 S1	中二 S2	中三 S3	中四 S4	中五 S5	中六 S6	中七 S7
所有分區 All Districts	26 560	4 869	4 621	4 366	3 827	3 527	2 987	2 363
香港島 Hong Kong Island	12 670	2 306	2 155	2 026	1 794	1 701	1 453	1 235
中西區 Central & Western	1 853	335	298	279	262	258	235	186
灣仔 Wan Chai	842	179	134	113	104	103	99	110
東區 Eastern	2 416	465	454	409	304	341	270	173
南區 Southern	7 559	1 327	1 269	1 225	1 124	999	849	766
九龍 Kowloon	7 494	1 402	1 348	1 275	1 113	1 014	845	497
深水埗 Sham Shui Po	1 637	323	332	302	241	192	160	87
油尖旺 Yau Tsim Mong	70	1	4	-	16	10	39	-
九龍城 Kowloon City	4 108	696	685	682	652	591	479	323
黃大仙 Wong Tai Sin	543	115	106	120	63	76	63	-
觀塘 Kwun Tong	1 136	267	221	171	141	145	104	87
新界 New Territories	6 396	1 161	1 118	1 065	920	812	689	631
荃灣 Tsuen Wan	39	9	7	8	5	4	3	3
屯門 Tuen Mun	831	132	133	119	123	119	111	94
元朗 Yuen Long	-	-	-	-	-	-	-	-
北區 North	409	84	73	79	60	36	35	42
大埔 Tai Po	707	209	181	148	87	51	16	15
沙田 Sha Tin	2 901	457	461	438	425	411	353	356
西貢 Sai Kung	473	88	102	95	75	44	45	24
離島 Islands	1 036	182	161	178	145	147	126	97
葵青 Kwai Tsing	-	-	-	-	-	-	-	-

- 註： (1) 數字包括普通中學日校，但不包括特殊學校及由營辦補習班、職業訓練及成人教育的私立學校所開辦的日間中學課程。
(2) 數字反映2022年9月15日的情況。
(3) 在推行新高中學制後，本地課程自2012年起沒有中七津貼學額。
(4) 部分非公營學校開辦非本地正規課程。
(5) 學校分區按其校舍所在的區議會分區劃分。

- Notes: (1) Figures include ordinary secondary day schools, but not special schools and secondary day courses operated by private schools offering tutorial, vocational and adult education courses.
(2) Figures refer to the position as at 15 September 2022.
(3) Upon implementation of the New Senior Secondary Academic Structure, there are no subsidised Secondary 7 places under the local curriculum starting from 2012.
(4) Some of the non-public sector schools operate non-local formal curriculum courses.
(5) School districts are delineated by the District Council districts of the school premises.

4.8 2022年中學日校學生人數 — 按級別、性別及年齡統計
Student Enrolment in Secondary Day Schools by Grade, Sex and Age, 2022

級別 Grade	性別 Sex	所有歲數 All Ages	年齡 Age									
			≤ 11	12	13	14	15	16	17	18	19	≥ 20
所有級別 All Grades		321 162	16 215	50 599	53 323	54 623	51 272	47 429	36 406	8 355	2 250	690
	男 Male	166 041	8 072	26 201	27 468	28 266	26 558	24 485	18 770	4 593	1 240	388
	女 Female	155 121	8 143	24 398	25 855	26 357	24 714	22 944	17 636	3 762	1 010	302
中一 Secondary 1		56 888	15 674	35 338	4 531	1 092	198	42	9	2	2	-
	男 Male	29 894	7 812	18 623	2 629	665	131	28	4	2	-	-
	女 Female	26 994	7 862	16 715	1 902	427	67	14	5	-	2	-
中二 Secondary 2		56 284	539	14 665	33 791	5 645	1 357	221	45	16	2	3
	男 Male	29 362	258	7 283	17 548	3 256	827	143	31	12	2	2
	女 Female	26 922	281	7 382	16 243	2 389	530	78	14	4	-	1
中三 Secondary 3		55 963	1	594	14 424	33 131	5 915	1 490	327	62	9	10
	男 Male	28 887	1	294	7 040	17 092	3 327	898	189	36	4	6
	女 Female	27 076	-	300	7 384	16 039	2 588	592	138	26	5	4
中四 Secondary 4		54 370	1	1	572	14 177	31 118	6 351	1 670	365	80	35
	男 Male	28 061	1	-	247	6 994	16 034	3 556	951	218	41	19
	女 Female	26 309	-	1	325	7 183	15 084	2 795	719	147	39	16
中五 Secondary 5		49 417	-	-	4	577	12 212	28 113	6 297	1 727	383	104
	男 Male	25 407	-	-	4	259	6 011	14 470	3 396	1 008	208	51
	女 Female	24 010	-	-	-	318	6 201	13 643	2 901	719	175	53
中六 Secondary 6		45 877	-	-	1	1	470	10 847	26 353	5 913	1 755	537
	男 Male	23 276	-	-	-	-	227	5 235	13 358	3 172	975	309
	女 Female	22 601	-	-	1	1	243	5 612	12 995	2 741	780	228
中七 Secondary 7		2 363	-	1	-	-	2	365	1 705	270	19	1
	男 Male	1 154	-	1	-	-	1	155	841	145	10	1
	女 Female	1 209	-	-	-	-	1	210	864	125	9	-

註: (1) 數字包括普通中學日校，但不包括特殊學校及由營辦補習班、職業訓練及成人教育的私立學校所開辦的日間中學課程。
(2) 數字反映2022年9月15日的情況。
(3) 在推行新高中學制後，本地課程自2012年起沒有中七津貼學額。

Notes: (1) Figures include ordinary secondary day schools, but not special schools and secondary day courses operated by private schools offering tutorial, vocational and adult education courses.
(2) Figures refer to the position as at 15 September 2022.
(3) Upon implementation of the New Senior Secondary Academic Structure, there are no subsidised Secondary 7 places under the local curriculum starting from 2012.

4.9 2012年至2022年其他⁽¹⁾日間中學課程學生人數 — 按級別統計
Student Enrolment in Other⁽¹⁾ Secondary Day Courses by Grade, 2012-2022

級別 Grade	2012	2013	2014	2015	2016	2017	2018	2019	2020	2021	2022
所有級別 All Grades	1 411	1 157	806	563	412	352	332	318	288	317	415
中一 Secondary 1	-	-	-	-	-	-	-	-	4	2	2
中二 Secondary 2	-	-	-	-	-	-	-	-	5	-	3
中三 Secondary 3	19	22	9	-	-	-	-	-	2	2	-
中四 Secondary 4	78	85	51	27	28	27	28	29	36	21	40
中五 Secondary 5	241	206	169	93	66	79	57	52	61	65	60
中六 Secondary 6	1 051	828	563	423	318	246	247	237	180	227	310
中七 Secondary 7	22	16	14	20	-	-	-	-	-	-	-

註： (1) 指由營辦補習班、職業訓練及成人教育的私立學校所開辦的日間中學課程。
(2) 2020年數字反映10月中情況，其餘則為該年9月中的情況。

Notes: (1) Referring to secondary day courses operated by private schools offering tutorial, vocational and adult education courses.
(2) Figures for 2020 refer to the position as at mid-October, and others refer to the position as at mid-September of the respective years.

4.10 2012年至2022年夜間中學課程⁽¹⁾學生人數 — 按級別統計
Student Enrolment in Secondary Evening Courses⁽¹⁾ by Grade, 2012-2022

級別 Grade	2012	2013	2014	2015	2016	2017	2018	2019	2020	2021	2022
所有級別 All Grades	1 936	1 870	1 666	1 526	1 285	1 226	1 193	1 031	1 006	1 082	986
中一 Secondary 1	40	40	40	40	39	26	30	22	22	47	19
中二 Secondary 2	74	44	40	40	41	37	29	34	32	22	14
中三 Secondary 3	111	105	81	80	80	86	65	65	72	53	65
中四 Secondary 4	439	423	343	288	259	276	269	223	197	196	202
中五 Secondary 5	551	539	427	389	359	339	330	299	247	313	237
中六 Secondary 6	721	719	735	682	507	462	470	388	436	451	449
中七 Secondary 7	-	-	-	7	-	-	-	-	-	-	-

註： (1) 數字包括由私立中學（當中包括於指定中心授課的認可辦學機構）和營辦補習班、職業訓練及成人教育的私立學校所開辦的夜間中學課程。

(2) 2020年數字反映10月中情況，其餘則為該年9月中的情況。

Notes: (1) Figures include secondary evening courses operated by private secondary schools (also covering those operated by approved course providers in designated centres) and private schools offering tutorial, vocational and adult education courses.

(2) Figures for 2020 refer to the position as at mid-October, and others refer to the position as at mid-September of the respective years.

V

特殊教育

Special Education

5.1 2012年至2022年特殊學校及設有特殊班的普通學校數目
Number of Special Schools and Ordinary Schools with Special Classes, 2012-2022

		2012	2013	2014	2015	2016	2017	2018	2019	2020	2021	2022
本地特殊學校 ^{(1) (2) (3)} Local Special School ^{(1) (2) (3)}	所有程度 All Levels	60	60	60	60	60	61	60	60	61	62	62
	小學 Primary	56	56	56	56	56	57	58	58	59	60	60
	中學 Secondary	59	59	59	59	59	60	59	60	61	62	62
英基學校協會屬下特殊學校 English Schools Foundation Special School	所有程度 All Levels	1	1	1	1	1	1	1	1	1	1	1
	小學 Primary	1	1	1	1	1	1	1	1	1	1	1
	中學 Secondary	1	1	1	1	1	1	1	1	1	1	1
設有特殊班的普通學校 ⁽⁴⁾ Ordinary School with Special Classes ⁽⁴⁾	所有程度 All Levels	4	4	3	5	6	8	9	8	8	8	7
	小學 Primary	2	2	1	2	2	4	4	2	2	2	2
	中學 Secondary	4	3	3	5	6	7	9	7	7	8	7

註： 數字不包括在社會福利署轄下註冊的特殊幼兒中心。

(1) 2012年至2017年的數字包括一所主流化中的學校。該所學校的小學部於2010年8月完成主流化，而其中學部亦已於2018年8月完成主流化。

(2) 本地特殊學校一般提供中學及小學教育，少量學校只提供中學／小學教育。

(3) 本地特殊學校的數字包括一所在公立醫院運作並提供中學及小學教育的醫院學校。

(4) 只有很少數的非公營普通學校開辦特殊班。

Notes: Figures do not include special child care centres registered under the Social Welfare Department.

(1) Figures from 2012 to 2017 include one mainstreaming special school. The mainstreaming of its primary section was completed in August 2010 and the mainstreaming of its secondary section was completed in August 2018.

(2) In general, local special schools provide primary and secondary education. A small number of schools provide solely primary/secondary education.

(3) Figures of local special schools include 1 hospital school providing primary and secondary education at public hospitals.

(4) Only a very small number of non-public sector ordinary schools are operating special classes.

5.2 2012年至2022年接受特殊教育（包括普通學校的特殊班）學生人數 — 按程度統計
Student Enrolment in Special Education (Including Special Classes in Ordinary Schools) by Level, 2012-2022

		2012	2013	2014	2015	2016	2017	2018	2019	2020	2021	2022
接受特殊教育的學生總人數 Total Enrolment in Special Education	所有程度 All Levels	8 021	7 965	7 760	7 847	7 843	8 002	8 130	8 344	8 356	8 471	8 539
	小學 Primary	3 212	3 253	3 231	3 374	3 460	3 680	3 838	3 971	3 996	3 975	3 997
	中學 Secondary	4 809	4 712	4 529	4 473	4 383	4 322	4 292	4 373	4 360	4 496	4 542
在特殊學校就讀的學生人數 ⁽¹⁾⁽²⁾⁽³⁾ Enrolment in Special Schools ⁽¹⁾⁽²⁾⁽³⁾	所有程度 All Levels	7 946	7 904	7 712	7 770	7 752	7 896	8 008	8 270	8 290	8 379	8 458
	小學 Primary	3 198	3 226	3 224	3 362	3 449	3 633	3 806	3 946	3 980	3 956	3 979
	中學 Secondary	4 748	4 678	4 488	4 408	4 303	4 263	4 202	4 324	4 310	4 423	4 479
在普通學校特殊班就讀的學生 人數 ⁽⁴⁾ Enrolment in Special Classes in Ordinary Schools ⁽⁴⁾	所有程度 All Levels	75	61	48	77	91	106	122	74	66	92	81
	小學 Primary	14	27	7	12	11	47	32	25	16	19	18
	中學 Secondary	61	34	41	65	80	59	90	49	50	73	63

註： 數字反映該年9/10月的情況。數字不包括在社會福利署轄下註冊的特殊幼兒中心及那些在沒開辦特殊班的普通學校就讀而有特殊教育需要的學生。

(1) 2012年至2017年的數字包括一所主流化中的學校。該所學校的小學部於2010年8月完成主流化，而其中學部亦已於2018年8月完成主流化。

(2) 本地特殊學校一般提供中學及小學教育，少量學校只提供中學／小學教育。

(3) 本地特殊學校的數字包括一所在公立醫院運作並提供中學及小學教育的醫院學校。

(4) 只有很少數的非公營普通學校開辦特殊班。

Notes: Figures refer to the position as at September/October of the respective years. Figures do not include special child care centres registered under the Social Welfare Department and those students with special educational needs who are enrolled in ordinary schools without operating special classes.

(1) Figures from 2012 to 2017 include one mainstreaming special school. The mainstreaming of its primary section was completed in August 2010 and the mainstreaming of its secondary section was completed in August 2018.

(2) In general, local special schools provide primary and secondary education. A small number of schools provide solely primary/secondary education.

(3) Figures of local special schools include 1 hospital school providing primary and secondary education at public hospitals.

(4) Only a very small number of non-public sector ordinary schools are operating special classes.

5.3 2012年至2022年本地特殊學校學生人數 — 按程度及類別統計 Student Enrolment in Local Special Schools by Level and Category, 2012-2022

類別 Category		2012	2013	2014	2015	2016	2017	2018	2019	2020	2021	2022
所有程度 All Levels		7 883	7 834	7 643	7 703	7 682	7 826	7 939	8 201	8 223	8 311	8 389
視障	Visual Impairment	122	124	126	125	123	112	110	119	125	126	122
聽障	Hearing Impairment	129	111	102	87	89	84	64	71	63	57	61
肢體傷殘	Physical Disability	929	936	921	915	883	877	907	903	880	872	854
智障	Intellectual Disability											
- 輕度	- Mild	3 122	3 098	3 051	3 049	3 103	3 154	3 218	3 295	3 314	3 356	3 418
- 中度	- Moderate	1 786	1 822	1 865	1 879	1 911	1 992	2 040	2 103	2 188	2 275	2 329
- 嚴重	- Severe	729	704	691	679	687	699	706	712	708	717	728
群育學校	School for Social Development	769	744	632	600	553	594	614	647	572	596	588
醫院學校	Hospital School	297	295	255	369	333	314	280	351	373	312	289
小學 Primary		3 167	3 195	3 191	3 337	3 423	3 610	3 783	3 920	3 955	3 931	3 951
視障	Visual Impairment	58	62	58	57	61	57	59	58	67	64	60
聽障	Hearing Impairment	29	22	18	20	25	25	20	26	23	22	22
肢體傷殘	Physical Disability	366	358	337	334	350	359	370	389	405	405	381
智障	Intellectual Disability											
- 輕度	- Mild	1 304	1 311	1 343	1 318	1 375	1 447	1 525	1 558	1 555	1 589	1 624
- 中度	- Moderate	753	767	826	879	918	992	1 094	1 149	1 172	1 216	1 222
- 嚴重	- Severe	290	292	311	318	330	353	373	364	355	340	345
群育學校	School for Social Development	181	179	153	175	155	183	180	181	149	161	162
醫院學校	Hospital School	186	204	145	236	209	194	162	195	229	134	135
中學 Secondary		4 716	4 639	4 452	4 366	4 259	4 216	4 156	4 281	4 268	4 380	4 438
視障	Visual Impairment	64	62	68	68	62	55	51	61	58	62	62
聽障	Hearing Impairment	100	89	84	67	64	59	44	45	40	35	39
肢體傷殘	Physical Disability	563	578	584	581	533	518	537	514	475	467	473
智障	Intellectual Disability											
- 輕度	- Mild	1 818	1 787	1 708	1 731	1 728	1 707	1 693	1 737	1 759	1 767	1 794
- 中度	- Moderate	1 033	1 055	1 039	1 000	993	1 000	946	954	1 016	1 059	1 107
- 嚴重	- Severe	439	412	380	361	357	346	333	348	353	377	383
群育學校	School for Social Development	588	565	479	425	398	411	434	466	423	435	426
醫院學校	Hospital School	111	91	110	133	124	120	118	156	144	178	154

註：數字反映該年9月中的情況。數字不包括在社會福利署轄下註冊的特殊幼兒中心及那些在沒開辦特殊班的普通學校就讀而有特殊教育需要的學生。

Note: Figures refer to the position as at mid-September of the respective years. Figures do not include special child care centres registered under the Social Welfare Department and those students with special educational needs who are enrolled in ordinary schools without operating special classes.

名詞釋義
Glossary of Terms

名詞釋義

以下是學生人數統計中所用各主要名詞的定義，這些名詞的定義或會與教育局其他分部／組所用的定義不盡相同，故不能視為其他用途的正式定義。（為方便查閱，以下名詞是根據其英文譯名的字母次序排列。）

學額

幼稚園（包括幼稚園暨幼兒中心）方面，學額指每間課室或幼兒中心部分在容額證明書所列的註冊課室最高容額／幼兒中心部分的批准容額，並按當年開辦的半日班與全日班及幼稚園班與2-3歲班的學生人數分布情況計算。空置課室及空置的幼兒中心部分不包括在計算之內。

小學及中學方面，學額指有關學校的預設學位數目。就公營學校（包括官立、資助及按位津貼學校）而言，學校的學額是由教育局所規定。在不同年度、地區或學校，學額或會有所不同，須視乎當時的政策而定。

至於直接資助計劃及私立學校（包括私立獨立學校及國際學校），學額則按學校在「學生人數統計調查」中填報的計劃取錄學生人數而編算。

在2021年之前，「學生人數統計調查」並沒有收集私立獨立學校及國際學校以外的私立學校的預設學位數目。就這些學校而言，其學額是參照《教育條例》所規定每班最多可容納的學生人數，或以有關課室的核准學額為上限計算。此外，在2021年之前，只有開辦班級（不包括空置課室）的預設學位數目才計算在內。

Glossary of Terms

This glossary lists the definition of the major terms used in student enrolment statistics. They may differ from those used by other divisions/sections of the Education Bureau and should NOT therefore be taken as OFFICIAL ones to be adopted for other purposes. (For easy reference, the terms below are arranged in alphabetical order.)

Accommodation

For kindergartens (including kindergarten-cum-child care centres), it refers to the maximum capacity of a registered classroom/child-care-centre portion as stipulated on the Certificate of Accommodation/approved capacity of child-care-centre portions with reference to the split in student enrolment between half day and whole day sessions as well as between kindergarten classes and aged 2-3 classes in operation in the year. Vacant classrooms and vacant child care centre portions are not included in the counting.

For primary and secondary schools, it refers to the planned number of school places offered by the school concerned. For public sector schools (including government, aided and caput schools), accommodation of schools is stipulated by the Education Bureau, which may vary across years, districts or schools depending on the prevailing policy.

For DSS and private schools (including Private Independent Schools and international schools), it is compiled with reference to the number of students that a school plans to admit as reported by the school in the Student Enrolment Survey.

Before 2021, the planned number of school places was not collected from private schools other than Private Independent Schools and international schools in the Student Enrolment Survey. For these schools, accommodation was then compiled with reference to the maximum number of students that can be admitted according to the Education Ordinance, or as constrained by the permitted accommodation of the classrooms concerned. Also, only the planned number of school places in operating classes (excluding vacant classrooms) were counted before 2021.

名詞釋義 (續)

資助學校

由志願團體開辦的學校。這些學校的辦學經費，主要由政府按照統一的資助則例撥與。

按位津貼學校

受政府以按位津貼形式資助的學校（即按每名學生計算）。

每班人數

在統計參照日各班所註冊的學生人數，即9月的情況（除了2020年反映10月的情況）。如一班內有不同級別的學生（即混合班），各級別的學生人數會以個別級別所有的學生計算。而班級數目則按該班內不同級別的數目而分為二分之一班、三分之一班等。

直接資助計劃

一項在1991年推行的計劃，目的旨在使教育制度更多元化，為家長提供更多選擇。在這計劃下，直接資助學校在符合基本教育標準的情況下，可自行決定課程、學費及收生條件。政府所給予的資助，則視乎有關學校的收生人數而定（即有關學校能否吸引家長）。

分區

學校分區按其校舍所在的區議會分區劃分。本港共有18個區議會分區。由2019年開始，設在臨時校舍的學校會按其校舍原址所在的區議會分區劃分。

Glossary of Terms (Cont'd)

Aided School

A school operated by a voluntary body and mainly financed by the Government through the unified Code of Aid.

Caput School

A school which receives Government assistance in the form of a Per Caput Grant (i.e. on a per student basis).

Class Size

The number of students registered in a class as at the reference date, i.e. in September (except for 2020 refers to October position). For a combined class with students from different grades, the class size of a particular grade is the number of students of that grade. The number of class is counted as one-half, one-third, etc. according to the number of grades in the class.

Direct Subsidy Scheme (DSS)

A scheme introduced in 1991 to inject more variety into the education system to provide parents with more choices. Under the scheme, schools are free to decide their curriculum, fees and entrance requirements that are consistent with basic education standards. Government subsidy may vary depending on the number of enrolment in the schools, i.e. on the success of the schools in attracting parents.

District

School districts are delineated by the District Council (DC) districts of the school premises. There are 18 DC districts in Hong Kong. Starting from 2019, the districts for schools with decanting premises are based on the DC districts of the original premises.

名詞釋義 (續)

英基學校協會

指由「英基學校協會」管轄的國際學校。而「英基學校協會」是在1967年根據有關條例成立，在香港或其他地方擁有、管理、管治和營辦學校，該等學校是不分種族及宗教、提供以英語為媒介的現代的通才教育予能從上述教育獲益的男童及女童的。

官立學校

完全由政府資助及直接營辦的學校。

級別

代表學生在一個學年內所修讀的學校課程。

國際學校

指主要為非本地學生提供完整的非本地正規課程，並經教育局認可為國際學校的學校。

幼稚園教育計劃

由2017年開始，政府推行新的幼稚園教育計劃，以取代學前教育學券計劃。在新政策下，政府會直接向參加幼稚園教育計劃的合資格本地非牟利幼稚園提供資助。政策目的是提供易於負擔的優質幼稚園教育，以及提高學童按其所需接受不同模式幼稚園教育的機會。

Glossary of Terms (Cont'd)

English Schools Foundation

They refer to those international schools operated under the administration of the English Schools Foundation (ESF). The ESF was established by Ordinance in 1967 to own, manage, administer and operate within Hong Kong or elsewhere schools offering, without regard to race or religion, a modern liberal education through the medium of English language to boys and girls who are able to benefit from such an education.

Government School

A school wholly financed and operated by the Government.

Grade

A division of the instructional programme of a school representing the work of one school year.

International Schools

They refer to those schools recognised by the Education Bureau as international schools that offer full non-local formal curricula primarily for non-local students.

Kindergarten Education Scheme

From 2017, the Government has implemented the new Kindergarten Education Scheme to replace the Pre-primary Education Voucher Scheme. Under the new policy, eligible local non-profit-making kindergartens joining the Kindergarten Education Scheme will be provided with direct subsidy. The policy objectives are to provide quality and highly affordable kindergarten education, and to enhance students' access to different services that suit their needs.

名詞釋義（續）

本地學校

幼稚園方面，本地學校是指根據香港課程發展議會頒布的最新幼稚園課程指引，提供全面的本地課程的幼稚園（包括幼稚園暨幼兒中心）。

就中、小學而言，國際學校以外的學校統稱為本地學校。這包括提供本地正規課程的學校，而該校學生亦會準備參與本地公開考試（如香港中學文憑），以及主要為本地學生而提供非本地正規課程的直接資助計劃學校及私立學校。

學前教育學券計劃

學前教育學券計劃自2007年起推行，主要為入讀本地非牟利幼稚園幼兒班、低班或高班學童的家長提供直接學費資助，以供支付子女的幼稚園學費。由2017年開始，學前教育學券計劃被幼稚園教育計劃所取代。

私立獨立學校

私立獨立學校是根據1999年私立學校政策檢討推展的私立獨立學校計劃所設立的私立學校。私立獨立學校大部分開辦非本地正規課程。

私立學校

私立學校屬於私營學校，以自負盈虧和市場運作原則營辦。

Glossary of Terms (Cont'd)

Local Schools

For kindergartens, local schools refer to those kindergartens (including kindergarten-cum-child care centres) which offer a full local curriculum in accordance with the latest kindergarten education curriculum guide issued by the Curriculum Development Council of Hong Kong.

For primary and secondary schools, schools other than international schools are collectively referred to as local schools. These cover schools which offer a local formal curriculum and whose students are prepared to sit for local examinations (e.g. the Hong Kong Diploma of Secondary Education), as well as those DSS schools and private schools which offer non-local formal curricula primarily for local students.

Pre-primary Education Voucher Scheme

The Pre-primary Education Voucher Scheme was introduced in 2007 mainly to provide direct fee subsidy for parents of children attending nursery, lower and upper classes in local non-profit-making kindergartens under the Pre-primary Education Voucher Scheme in meeting towards the tuition fee of kindergarten education for their children. The Pre-primary Education Voucher Scheme has been replaced by the Kindergarten Education Scheme since 2017.

Private Independent Schools

Private Independent Schools are private schools established under the Private Independent School Scheme which was launched pursuant to the 1999 Private School Policy Review. Most of the Private Independent Schools operate non-local formal curriculum course.

Private Schools

Private schools are privately run and operate on a self-financing and market driven basis.

名詞釋義 (續)

公營學校

公營學校指官立、資助及按位津貼學校。

重讀生

重讀生是指

- 甲) 在統計參照日就讀與上個學年同一級別的學生，即9月的情況（除了2020年反映10月的情況），不論他們是在同一學校重讀，或是從另一學校轉校重讀，或
- 乙) 在上個學年內輟學而現時就讀輟學前同一級別的學生，不論他們以前是在那一所學校就讀。

學校

在學年初正在辦學的教育機構，而不論其註冊學生人數。學校的數目是以註冊數目計算。一間學校可以有一個或多個校址，以及有一個或多個學校行政單位。另一方面，兩間或以上的學校亦可分佔同一個校址辦學，及由一個或多個學校行政單位管理。

學校數目的統計數字是由教育局學校發展分部提供。藝術與科技教育中心（前稱實用教育中心）、可觀自然教育中心暨天文館和明愛陳震夏郊野學園亦包括在學校數目內。

學校類別

根據經費來源及營辦方式，劃分為官立、資助、按位津貼、直接資助計劃、私立及國際學校。

Glossary of Terms (Cont'd)

Public sector schools

Public sector schools refer to government, aided and caput schools.

Repeaters

Repeaters refer to

- a) students who are studying the same grade as they were in the last school year as at the reference date, i.e. in September (except for 2020 refers to October position), regardless of whether they are studying in the same school or have been transferred there from another school, or
- b) students who had withdrawn from studies during the last school year and are now attending the same grade as they did before they withdrew regardless of the school they previously attended.

School

An education institution in operation at the beginning of the school year, irrespective of the number of students enrolled. The number of schools is registration based. A school may be situated at one or more locations and managed by one or more school administrations. On the other hand, two or more schools may share accommodation in a single premises and managed by one or more administrations.

Statistics on the number of schools are provided by the School Development Division of the Education Bureau. The Arts & Technology Education Centre (previously known as Practical Education Centre), Ho Koon Nature Education cum Astronomical Centre and Caritas Chan Chun Ha Field Studies Centre have been included in the total number of schools.

Sector

Schools are classified into government, aided, caput, DSS, private and international ones according to the mode of financing and operation.

名詞釋義 (續)

上課時間

學校指定學生回校上課的一段時間。學校可分別開辦上午班、下午班及全日制班級或同時開辦上述班級。

普通學校的特殊班

在普通學校內特別為有特殊學習需要的學生所開辦的班級。只有很少數的非公營普通學校開辦特殊班。

特殊學校

為較為嚴重殘疾兒童提供教育的學校，例如：視障、聽障、肢體傷殘或智障的兒童。

學生人數

幼稚園、小學及中學的學生人數是指在統計參照日的就讀人數，即9月的情況（除了2020年反映10月的情況）。所列數字已包括重讀生人數。

Glossary of Terms (Cont'd)

Session

A period of time on a school day in which a group of students attend school. Schools may operate AM, PM, and Whole Day sessions separately or in combinations.

Special Class in Ordinary School

A class operated in an ordinary school particularly for students with special educational needs. Only a very small number of non-public sector ordinary schools are operating special classes.

Special School

A school which provides education for children with more severe disability, e.g. visual impairment, hearing impairment, physical disability and intellectually disability.

Student Enrolment

Student enrolment in kindergartens, primary and secondary schools refers to the number of students in these schools as at the reference date, i.e. in September (except for 2020 refers to October position). Figures shown include the number of repeaters.

