

2024／25 學年學生人數統計

(幼稚園、小學及中學)

Student Enrolment Statistics, 2024/25

(Kindergartens, Primary and Secondary Schools)

有關本刊物的查詢，請聯絡：

Enquiries about this publication can be directed to:

	主題 Topic	查詢電話 Enquiry Telephone No.	電郵地址 Email Address
幼稚園 Kindergartens	學生統計 Enrolment Statistics	3509 8443	edstat@edb.gov.hk
	幼稚園數目 Number of Kindergartens	2892 5032	eokga2@edb.gov.hk
小學 Primary Schools	學生統計 Enrolment Statistics	3509 8442	edstat@edb.gov.hk
	學校數目 Number of Schools	3509 8465	sd_centralteam1@edb.gov.hk
中學 Secondary Schools	學生統計 Enrolment Statistics	3509 8442	edstat@edb.gov.hk
	學校數目 Number of Schools	3509 8465	sd_centralteam1@edb.gov.hk

目錄 CONTENTS

		頁數 Page
簡介	INTRODUCTION	1 - 3
統計表	TABLES	
	I. 所有學校 All Schools	7 - 17
	II. 幼稚園 Kindergartens	21 - 38
	III. 小學 Primary Schools	41 - 56
	IV. 中學 Secondary Schools	59 - 75
	V. 特殊教育 Special Education	79 - 81
統計圖	CHARTS	7 - 62
名詞釋義	GLOSSARY OF TERMS	85 - 90

目錄 CONTENTS

頁數 Page

統計表 TABLES

I. 所有學校 All Schools

1.1	2014年至2024年日校數目 — 按學校類別統計 Day Schools by Type/Sector, 2014-2024	11
1.2	2014年至2024年私立中學夜校數目 Number of Private Secondary Evening Schools, 2014-2024	12
1.3	2014年至2024年日校學生人數 — 按學校類別統計 Student Enrolment in Day Schools by Type/Sector, 2014-2024	13
1.4	2014年至2024年夜間中學課程學生人數 Student Enrolment in Secondary Evening Courses, 2014-2024	17

II. 幼稚園 Kindergartens

2.1	2014年至2024年幼稚園學額及學生人數 — 按級別統計 Accommodation and Student Enrolment in Kindergartens by Grade, 2014-2024	
	(A) 本地及非本地幼稚園 Local and Non-local Kindergartens	21
	(B) 本地幼稚園 Local Kindergartens	22
	(C) 非本地幼稚園 Non-local Kindergartens	23
	(D) 參加學前教育學券計劃/幼稚園教育計劃的幼稚園 Kindergartens Joining the Pre-primary Education Voucher Scheme/ Kindergarten Education Scheme	24
2.2	2024年幼稚園學額及學生人數 — 按學校宗教背景統計 Accommodation and Student Enrolment in Kindergartens by Religious Background of School, 2024	26
2.3	2024年幼稚園學額及學生人數 — 按幼稚園類別及級別統計 Accommodation and Student Enrolment in Kindergartens by Type of Kindergarten and Grade, 2024	27
2.4	2024年幼稚園學額及學生人數 — 按幼稚園類別及上課時間統計 Accommodation and Student Enrolment in Kindergartens by Type of Kindergarten and Session, 2024	28

目錄 CONTENTS

頁數 Page

統計表(續) TABLES (Cont'd)

2.5	2024年幼稚園學額及學生人數 — 按幼稚園類別、級別及上課時間統計 Accommodation and Student Enrolment in Kindergartens by Type of Kindergarten, Grade and Session, 2024	29
2.6	2024年幼稚園學額及學生人數 — 按分區及幼稚園類別統計 Accommodation and Student Enrolment in Kindergartens by District and Type of Kindergarten, 2024	30
2.7	2024年幼稚園學額及學生人數 — 按分區及級別統計 Accommodation and Student Enrolment in Kindergartens by District and Grade, 2024	
	(A) 本地及非本地幼稚園 Local and Non-local Kindergartens	31
	(B) 本地幼稚園 Local Kindergartens	32
	(C) 參加幼稚園教育計劃的幼稚園 Kindergartens Joining the Kindergarten Education Scheme	33
2.8	2024年幼稚園學額及學生人數 — 按分區及上課時間統計 Accommodation and Student Enrolment in Kindergartens by District and Session, 2024	
	(A) 本地及非本地幼稚園 Local and Non-local Kindergartens	34
	(B) 本地幼稚園 Local Kindergartens	35
	(C) 參加幼稚園教育計劃的幼稚園 Kindergartens Joining the Kindergarten Education Scheme	36
2.9	2024年幼稚園學生人數 — 按級別、性別及年齡統計 Student Enrolment in Kindergartens by Grade, Sex and Age, 2024	
	(A) 本地及非本地幼稚園 Local and Non-local Kindergartens	37
	(B) 本地幼稚園 Local Kindergartens	38

III. 小學 Primary Schools

3.1	2014年至2024年小學開辦班數、學額、學生人數及重讀生人數 — 按級別統計 Operating Classes, Accommodation, Student Enrolment and Repeaters in Primary Schools by Grade, 2014-2024	41
3.2	2014年至2024年小學開辦班數、學額、學生人數及重讀生人數 — 按學校類別統計 Operating Classes, Accommodation, Student Enrolment and Repeaters in Primary Schools by Sector, 2014-2024	42

目錄 CONTENTS

	頁數 Page
統計表(續) TABLES (Cont'd)	
3.3 2024年小學開辦班數、學額、學生人數及重讀生人數 — 按學校類別及級別統計 Operating Classes, Accommodation, Student Enrolment and Repeaters in Primary Schools by Sector and Grade, 2024	45
3.4 2024年小學開辦班數、學額及學生人數 — 按學校宗教背景統計 Operating Classes, Accommodation and Student Enrolment in Primary Schools by Religious Background of School, 2024	46
3.5 2024年小學開辦班數 — 按分區及級別統計 Operating Classes in Primary Schools by District and Grade, 2024	
(A) 所有學校 All Schools	47
(B) 公營及直接資助計劃學校 Public Sector and DSS Schools	48
(C) 國際及其他私立學校 International and Other Private Schools	49
3.6 2024年小學學額 — 按分區及級別統計 Accommodation in Primary Schools by District and Grade, 2024	
(A) 所有學校 All Schools	50
(B) 公營及直接資助計劃學校 Public Sector and DSS Schools	51
(C) 國際及其他私立學校 International and Other Private Schools	52
3.7 2024年小學學生人數 — 按分區及級別統計 Student Enrolment in Primary Schools by District and Grade, 2024	
(A) 所有學校 All Schools	53
(B) 公營及直接資助計劃學校 Public Sector and DSS Schools	54
(C) 國際及其他私立學校 International and Other Private Schools	55
3.8 2024年小學學生人數 — 按級別、性別及年齡統計 Student Enrolment in Primary Schools by Grade, Sex and Age, 2024	56
IV. 中學 Secondary Schools	
4.1 2014年至2024年中學日校開辦班數、學額、學生人數及重讀生人數 — 按級別統計 Operating Classes, Accommodation, Student Enrolment and Repeaters in Secondary Day Schools by Grade, 2014-2024	59
4.2 2014年至2024年中學日校開辦班數、學額、學生人數及重讀生人數 — 按學校類別統計 Operating Classes, Accommodation, Student Enrolment and Repeaters in Secondary Day Schools by Sector, 2014-2024	60

目錄 CONTENTS

	頁數 Page
統計表(續) TABLES (Cont'd)	
4.3 2024年中學日校開辦班數、學額、學生人數及重讀生人數 — 按學校類別及級別統計 Operating Classes, Accommodation, Student Enrolment and Repeaters in Secondary Day Schools by Sector and Grade, 2024	63
4.4 2024年中學日校開辦班數、學額及學生人數 — 按學校宗教背景統計 Operating Classes, Accommodation and Student Enrolment in Secondary Day Schools by Religious Background of School, 2024	64
4.5 2024年中學日校開辦班數 — 按分區及級別統計 Operating Classes in Secondary Day Schools by District and Grade, 2024	
(A) 所有學校 All Schools	65
(B) 公營及直接資助計劃學校 Public Sector and DSS Schools	66
(C) 國際及其他私立學校 International and Other Private Schools	67
4.6 2024年中學日校學額 — 按分區及級別統計 Accommodation in Secondary Day Schools by District and Grade, 2024	
(A) 所有學校 All Schools	68
(B) 公營及直接資助計劃學校 Public Sector and DSS Schools	69
(C) 國際及其他私立學校 International and Other Private Schools	70
4.7 2024年中學日校學生人數 — 按分區及級別統計 Student Enrolment in Secondary Day Schools by District and Grade, 2024	
(A) 所有學校 All Schools	71
(B) 公營及直接資助計劃學校 Public Sector and DSS Schools	72
(C) 國際及其他私立學校 International and Other Private Schools	73
4.8 2024年中學日校學生人數 — 按級別、性別及年齡統計 Student Enrolment in Secondary Day Schools by Grade, Sex and Age, 2024	74
4.9 2014年至2024年夜間中學課程學生人數 — 按級別統計 Student Enrolment in Secondary Evening Courses by Grade, 2014-2024	75

目錄 CONTENTS

	頁數 Page
統計表(續) TABLES (Cont'd)	
V. 特殊教育 Special Education	
5.1 2014年至2024年特殊學校及設有特殊班的普通學校數目 Number of Special Schools and Ordinary Schools with Special Classes, 2014-2024	79
5.2 2014年至2024年接受特殊教育（包括普通學校的特殊班）學生人數 — 按程度統計 Student Enrolment in Special Education (Including Special Classes in Ordinary Schools) by Level, 2014-2024	80
5.3 2014年至2024年本地特殊學校學生人數 — 按程度及類別統計 Student Enrolment in Local Special Schools by Level and Category, 2014-2024	81

目錄 CONTENTS

		頁數 Page
統計圖 CHARTS		
1	2024年日校數目及學生人數 — 按學校分類統計 Number of Day Schools and Student Enrolment by School Type, 2024	7
2	2024年幼稚園數目及學生人數 — 按幼稚園類別統計 Number of Kindergartens and Student Enrolment by Type of Kindergarten, 2024	8
3	2024年普通小學數目及學生人數 — 按學校類別統計 Number of Ordinary Primary Schools and Student Enrolment by Sector, 2024	9
4	2024年普通中學日校數目及學生人數 — 按學校類別統計 Number of Ordinary Secondary Day Schools and Student Enrolment by Sector, 2024	10
5	2014年至2024年幼稚園學生人數 — 按幼稚園類別統計 Student Enrolment in Kindergartens by Type of Kindergarten, 2014-2024	14
6	2014年至2024年小學學生人數 — 按學校類別統計 Student Enrolment in Primary Schools by Sector, 2014-2024	15
7	2014年至2024年中學日校學生人數 — 按學校類別統計 Student Enrolment in Secondary Day Schools by Sector, 2014-2024	16
8	2014年至2024年幼稚園學額及學生人數 Accommodation and Student Enrolment in Kindergartens, 2014-2024	25
9	2014年至2024年小學學額及學生人數 Accommodation and Student Enrolment in Primary Schools, 2014-2024	43
10	2014年至2024年小學每班平均人數 Average Class Size in Primary Schools, 2014-2024	44
11	2014年至2024年中學日校學額及學生人數 Accommodation and Student Enrolment in Secondary Day Schools, 2014-2024	61
12	2014年至2024年中一每班平均人數 Average Class Size in Secondary One, 2014-2024	62

簡介

1. 本報告列載普通幼稚園、小學及中學的學生人數詳細統計數字，亦包括為有特殊教育需要學生而設學校的學生人數基本統計數字。
2. 本報告所載的學生人數統計數字，是根據教育局各資訊系統所備存的行政記錄，以及學校教育統計組按年進行「學生人數統計調查」所搜集的數據編製而成。就 2024/25 學年的統計數字而言，大部分數據（主要包括所有公營中、小學和參加幼稚園教育計劃的幼稚園的數據）是來自上述資訊系統；而餘下有關國際和其他私立中、小學的數據，以及上述資訊系統未能提供的一些有關幼稚園和直接資助計劃中、小學的特定數據項目，則是透過「學生人數統計調查」搜集得來。是項統計調查的回應率為 100%。
3. 除註明外，所有幼稚園、小學及中學的學生統計數字均反映該學年 9 月中的情況。為簡化代號，本報告會以學年開始的年份來表示某一學年，即 2024 年的數字是指 2024/25 學年的數字。

Introduction

1. This report presents detailed statistics on student enrolment in ordinary kindergartens, primary and secondary schools. Basic statistics on enrolment in schools for students with special educational needs are also included.
2. Student enrolment statistics contained in this report are compiled based on administrative records kept in the Bureau's information systems as well as data collected via the annual Student Enrolment Survey conducted by the School Education Statistics Section. For statistics of the 2024/25 school year, the main bulk of data, covering primarily all public sector primary and secondary schools as well as kindergartens participating in the Kindergarten Education Scheme, were available from the information systems. The remaining data, being those of international and other private primary and secondary schools as well as selected data items of kindergartens and Direct Subsidy Scheme (DSS) primary and secondary schools, that were not available from the information systems, were collected via the survey. The survey achieved a response rate of 100%.
3. Unless otherwise stated, all enrolment statistics for kindergartens, primary and secondary schools refer to the position as at mid-September of the respective school years. To simplify the notations, the year that a school year commences is used to represent the school year hereafter. In other words, statistics for 2024 refer to those for the 2024/25 school year.

簡介 (續)

4. 由 2005 年 9 月 1 日開始，當局實施協調學前服務的措施，凡提供 3 歲或以上學前服務的機構（包括過往受社會福利署監管且提供 0 至 6 歲或 2 至 6 歲服務的幼兒中心），均須根據《教育條例》（第 279 章）註冊為幼稚園，並以幼稚園或幼稚園暨幼兒中心的模式營辦。下文所述的「幼稚園」，已包括「幼稚園暨幼兒中心」。有關幼稚園的數字包括幼稚園暨幼兒中心開辦的幼兒班、低班及高班的數字。

5. 當局於 2008/09 學年起，透過公營學校提供免費高中教育，並由 2009 年 9 月開始，在中四推出三年的新高中學制。因此，由 2011 年開始有關中六學生的數字是反映就讀新高中學制的學生，並不能與較早年份的數字比較。此外，新高中學制亦於 2012/13 學年全面推行，本地課程自該學年起沒有中七津貼學額。

Introduction (Cont'd)

4. Upon harmonisation of pre-primary services on 1 September 2005, all pre-primary institutions providing services for children aged 3 or above (including child care centres providing services for children aged 0-6 or 2-6 supervised by the Social Welfare Department before then) are registered as kindergartens under the Education Ordinance (Cap. 279) and are operated as kindergartens or kindergarten-cum-child care centres. Kindergartens hereafter mentioned include these kindergarten-cum-child care centres. Figures for kindergartens include nursery, lower and upper classes in kindergarten-cum-child care centres.

5. Starting from the 2008/09 school year, senior secondary education is provided free through public sector schools. The 3-year senior secondary education under the New Senior Secondary Academic Structure was implemented in Secondary 4 in September 2009. Therefore, figures for Secondary 6 students from 2011 onwards referred to students enrolled under the New Senior Secondary Academic Structure. Accordingly, they are not comparable to figures for earlier years. Moreover, upon the full implementation of the New Senior Secondary Academic Structure in the 2012/13 school year, there are no subsidised Secondary 7 places under the local curriculum starting from that school year.

簡介 (續)

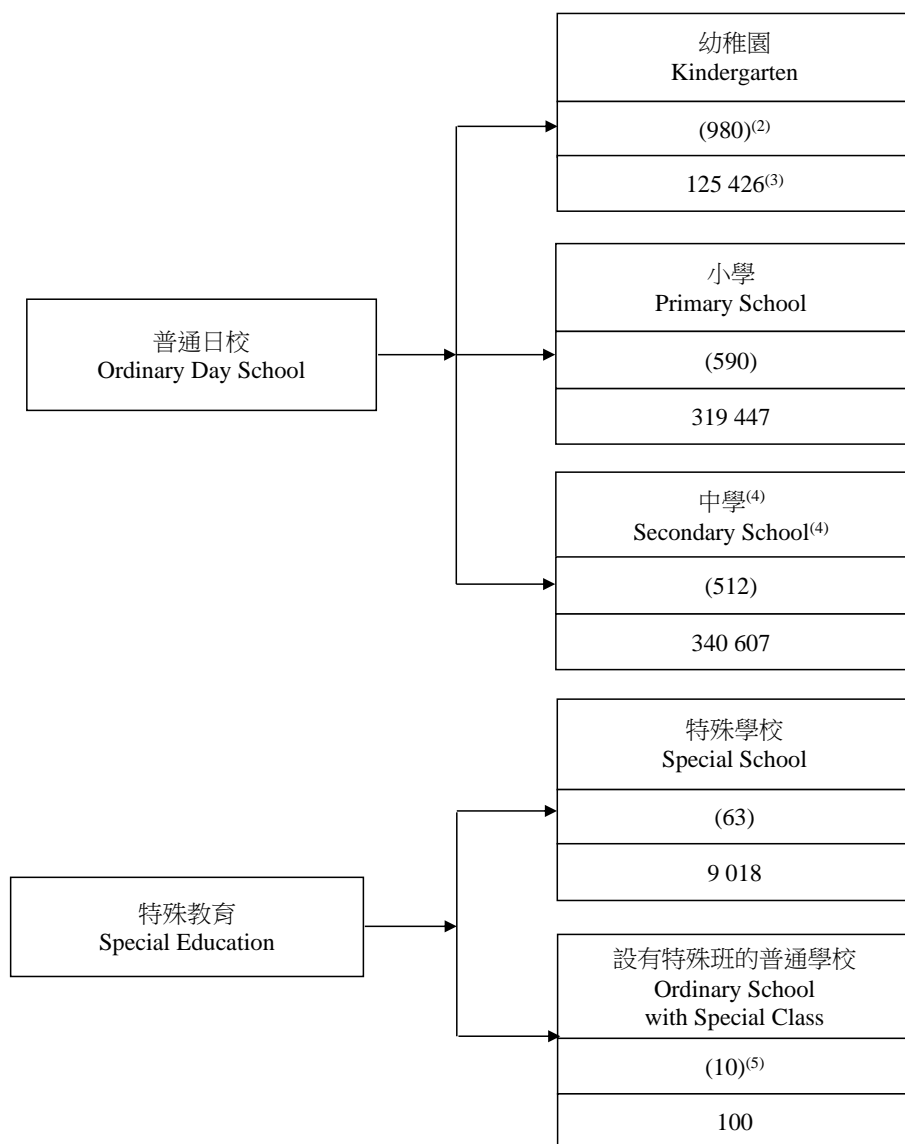
6. 為方便編製按級別的統計數字，本局已要求提供非本地正規課程的學校（主要為國際及其他私立學校），按相等於本地正規課程的級別程度劃分提供按級別的學生數據。小學的統計數字亦包括國際及其他私立小學開辦的預備班的數字。
7. 為方便讀者了解學生人數統計的各項數字，本報告的最後部分附有「名詞釋義」，列出學生人數統計中各主要名詞的定義。這些名詞的定義或會與教育局其他分部／組所用的定義不盡相同，故不能視為其他用途的正式定義。

Introduction (Cont'd)

6. To facilitate the compilation of statistics by grade, schools offering non-local formal curriculum (mainly refer to international and other private schools) have been requested to provide the student data by grade according to the grades equivalent to those of the local formal curriculum. Figures for primary schools also cover those of preparatory classes operated by international and other private primary schools.
7. To facilitate better understanding of the statistics, a glossary listing the definitions of major terms is given at the end of this report. The definitions listed may differ from those used by other divisions/sections of the Education Bureau and should NOT therefore be taken as OFFICIAL ones to be adopted for other purposes.

I
所有學校
All Schools

圖 1 2024年日校數目⁽¹⁾及學生人數 — 按學校分類統計
 Chart 1 Number of Day Schools⁽¹⁾ and Student Enrolment by School Type, 2024



註：學生人數反映2024年9月中的情況。

(1) 只包括在教育局註冊的學校。

(2) 數字包括幼稚園暨幼兒中心。

(3) 數字包括幼稚園暨幼兒中心的幼兒班、低班及高班。

(4) 數字不包括營辦補習班、職業訓練及成人教育的私立學校。這些學校亦可能開辦日間中學課程。

(5) 只有很少數的非公營普通學校開辦特殊班，其數字亦計算在相應的普通小學和中學學校數目內。

() 括號內之數字代表所示的學校數目。

資料來源：教育局學校教育統計組
 教育局學校發展分部中央1組
 教育局幼稚園行政組
 教育局特殊教育分部

Notes: Figures on enrolment refer to the position as at mid-September 2024.

(1) Including only schools registered under the Education Bureau.

(2) Figures include kindergarten-cum-child care centres.

(3) Figures include nursery, lower and upper classes in kindergarten-cum-child care centres.

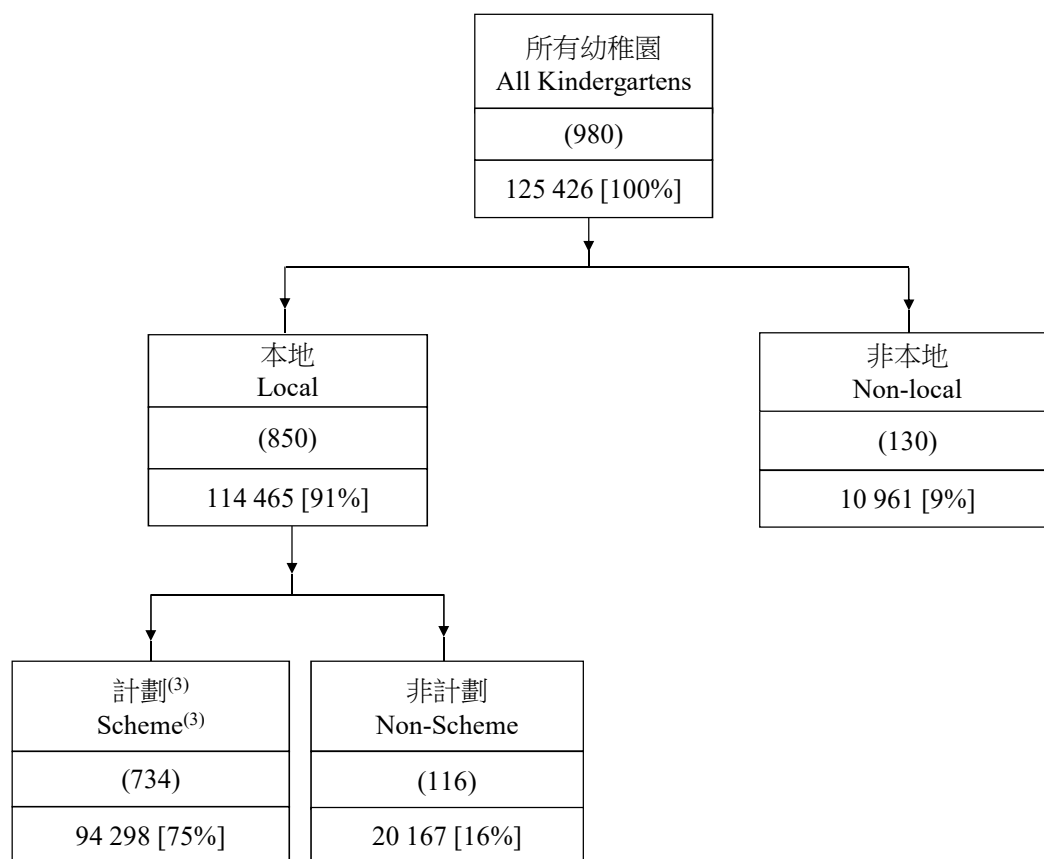
(4) Figures exclude private schools offering tutorial, vocational and adult education courses, which may also operate secondary day courses.

(5) Only a very small number of non-public sector ordinary schools are operating special classes, and they are also counted in the respective numbers of ordinary primary and secondary schools.

() Figures in brackets represent the respective numbers of schools.

Sources: School Education Statistics Section, Education Bureau
 Central Team 1/School Development Division, Education Bureau
 Kindergarten Administration Section, Education Bureau
 Special Education Division, Education Bureau

圖 2 2024年幼稚園數目⁽¹⁾及學生人數⁽²⁾ — 按幼稚園類別統計
 Chart 2 Number of Kindergartens⁽¹⁾ and Student Enrolment⁽²⁾ by Type of Kindergarten, 2024



註： 學生人數反映2024年9月中的情況。

(1) 只包括在教育局註冊的幼稚園及幼稚園暨幼兒中心。所有幼稚園及幼稚園暨幼兒中心均屬私營。

(2) 數字包括幼稚園暨幼兒中心的幼兒班、低班及高班。

(3) 「計劃」代表幼稚園教育計劃。

() 圓括號內的數字代表所示幼稚園及幼稚園暨幼兒中心的數目。

[] 方括號內的數字代表所示學生人數佔總學生人數的百分比。由於四捨五入關係，個別百分比相加可能與相應的總數不同。

資料來源： 教育局學校教育統計組
 教育局幼稚園行政組

Notes: Figures on enrolment refer to the position as at mid-September 2024.

(1) Including only kindergartens and kindergarten-cum-child care centres registered under the Education Bureau. All kindergartens and kindergarten-cum-child care centres are privately run.

(2) Figures include nursery, lower and upper classes in kindergarten-cum-child care centres.

(3) "Scheme" stands for Kindergarten Education Scheme.

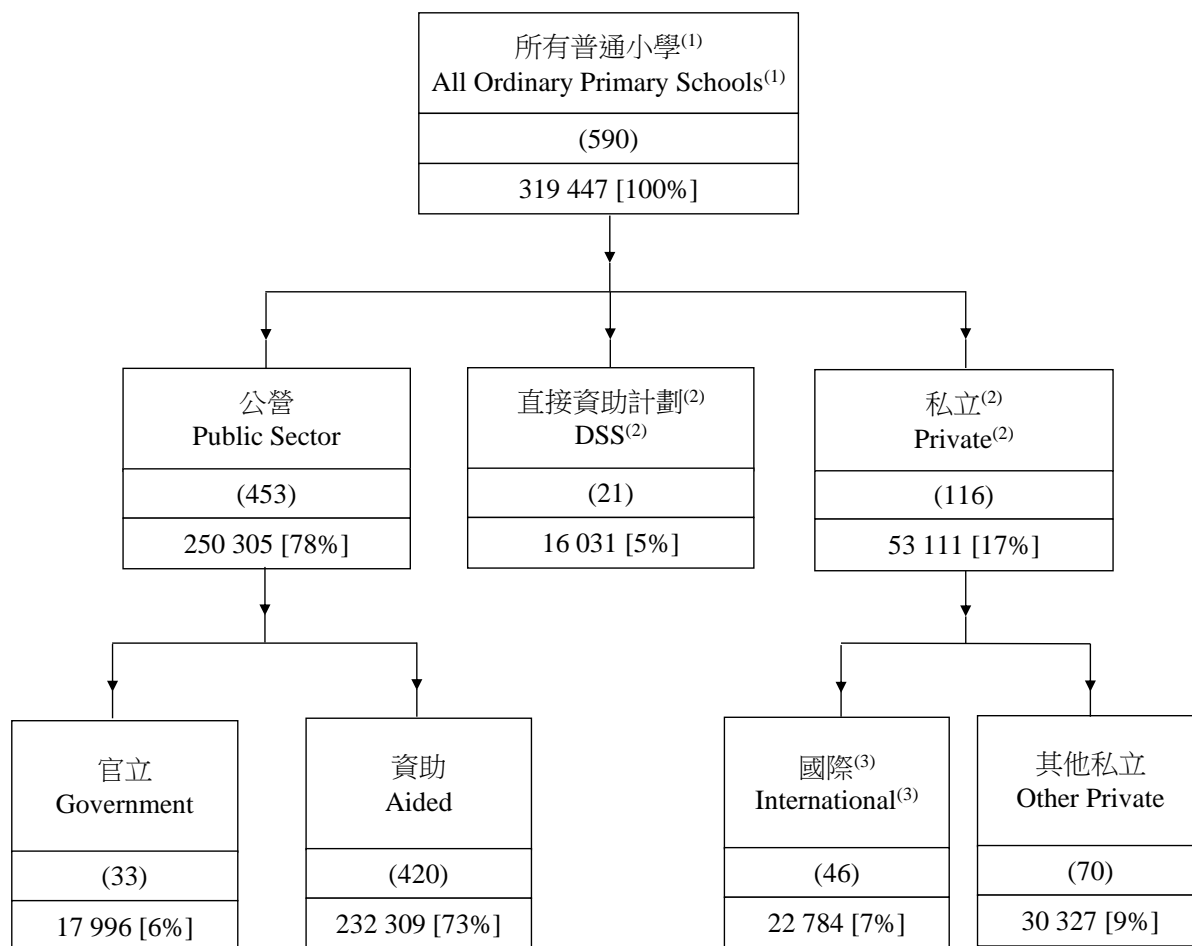
() Figures in round brackets represent the respective numbers of kindergartens and kindergarten-cum-child care centres.

[] Figures in square brackets represent the respective proportions of student enrolment in total enrolment. Figures may not add up to the corresponding totals due to rounding.

Sources: School Education Statistics Section, Education Bureau
 Kindergarten Administration Section, Education Bureau

圖 3
Chart 3

2024年普通小學數目及學生人數 — 按學校類別統計
Number of Ordinary Primary Schools and Student Enrolment by Sector, 2024



註：學生人數反映2024年9月中的情況。

(1) 只包括在教育局註冊的學校。數字不包括特殊學校。

(2) 部分非公營學校開辦非本地正規課程。

(3) 國際學校可能同時開辦小學及中學。因此，將不同程度的國際學校數目相加並不等於所有國際學校的總數。

() 圓括號內之數字代表所示的學校數目。

[] 方括號內的數字代表所示學生人數佔總學生人數的百分比。由於四捨五入關係，個別百分比相加可能與相應的總數不同。

資料來源：教育局學校教育統計組
教育局學校發展分部中央1組

Notes: Figures on enrolment refer to the position as at mid-September 2024.

(1) Including only schools registered under the Education Bureau. Figures do not include special schools.

(2) Some of the non-public sector schools operate non-local formal curriculum courses.

(3) International schools may operate at both primary and secondary levels at the same time. Therefore, adding the respective numbers at different levels will not give the total number of international schools.

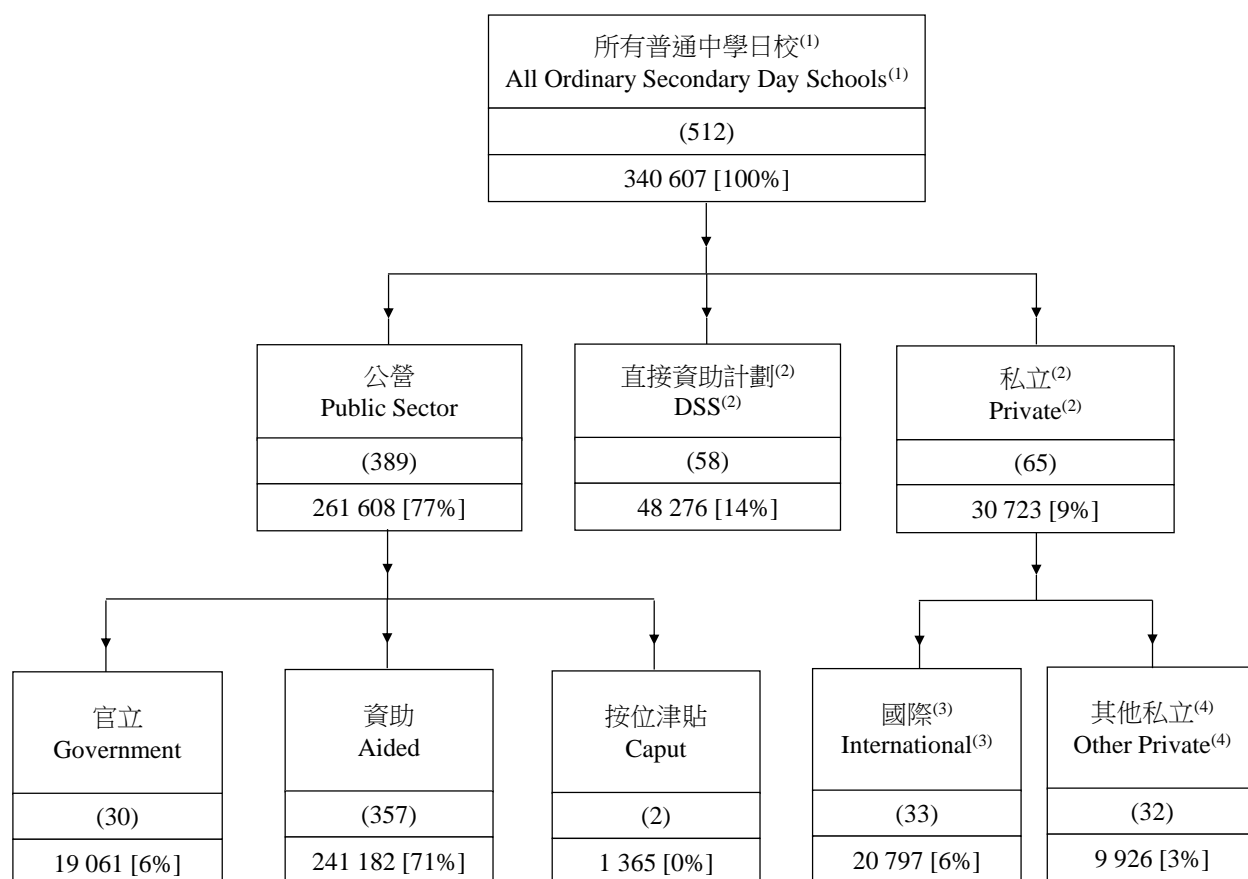
() Figures in round brackets represent the respective numbers of schools.

[] Figures in square brackets represent the respective proportions of student enrolment in total enrolment. Figures may not add up to the corresponding totals due to rounding.

Sources: School Education Statistics Section, Education Bureau
Central Team 1/School Development Division, Education Bureau

圖 4
Chart 4

2024年普通中學日校數目及學生人數 — 按學校類別統計
Number of Ordinary Secondary Day Schools and Student Enrolment by Sector, 2024



註：學生人數反映2024年9月中的情況。

(1) 只包括在教育局註冊的學校。數字不包括特殊學校。

(2) 部分非公營學校開辦非本地正規課程。

(3) 國際學校可能同時開辦小學及中學。因此，將不同程度的國際學校數目相加並不等於所有國際學校的總數。

(4) 數字不包括營辦補習班、職業訓練及成人教育的私立學校。這些學校亦可能開辦日間中學課程。

() 圓括號內之數字代表所示的學校數目。

[] 方括號內的數字代表所示學生人數佔總學生人數的百分比。由於四捨五入關係，個別百分比相加可能與相應的總數不同。

資料來源：教育局學校教育統計組
教育局學校發展分部中央1組

Notes: Figures on enrolment refer to the position as at mid-September 2024.

(1) Including only schools registered under the Education Bureau. Figures do not include special schools.

(2) Some of the non-public sector schools operate non-local formal curriculum courses.

(3) International schools may operate at both primary and secondary levels at the same time. Therefore, adding the respective numbers at different levels will not give the total number of international schools.

(4) Figures exclude private schools offering tutorial, vocational and adult education courses, which may also operate secondary day courses.

() Figures in round brackets represent the respective numbers of schools.

[] Figures in square brackets represent the respective proportions of student enrolment in total enrolment. Figures may not add up to the corresponding totals due to rounding.

Sources: School Education Statistics Section, Education Bureau
Central Team 1/School Development Division, Education Bureau

1.1 2014年至2024年日校數目－按學校類別統計 Day Schools by Type/Sector, 2014-2024

學校類別 Type/Sector			2014	2015	2016	2017	2018	2019	2020	2021	2022	2023	2024
幼稚園 ^(1,2) Kindergarten ^(1,2)	本地	Local	874	872	876	881	884	894	897	893	881	871	850
	非本地	Non-local	104	128	138	149	149	155	149	149	145	138	130
合計			978	1 000	1 014	1 030	1 033	1 049	1 046	1 042	1 026	1 009	980
小學 Primary	官立	Government	34	34	34	34	34	34	34	34	34	34	33
	資助	Aided	418	420	420	420	422	421	421	422	422	422	420
	直接資助計劃 ⁽³⁾	DSS ⁽³⁾	21	21	21	21	21	21	21	21	21	21	21
	國際 ⁽⁴⁾	International ⁽⁴⁾	45	44	43	44	46	44	45	45	46	46	46
	其他私立 ⁽³⁾	Other Private ⁽³⁾	53	53	57	62	64	67	68	69	70	71	70
	合計	All	571	572	575	581	587	587	589	591	593	594	590
中學 Secondary	官立	Government	31	31	31	31	31	31	31	31	31	31	30
	資助	Aided	362	360	360	359	359	359	359	359	358	358	357
	按位津貼	Caput	2	2	2	2	2	2	2	2	2	2	2
	直接資助計劃 ⁽³⁾	DSS ⁽³⁾	61	61	61	61	60	59	59	59	59	59	58
	國際 ⁽⁴⁾	International ⁽⁴⁾	30	30	31	33	34	33	33	33	33	33	33
	其他私立 ^(3,5)	Other Private ^(3,5)	23	22	21	20	20	20	22	24	27	29	32
合計			509	506	506	506	506	504	506	508	510	512	512
特殊學校 ⁽²⁾ Special School ⁽²⁾	本地／資助	Local/Aided	60	60	60	61	60	60	61	62	62	62	62
	國際 ⁽⁶⁾	International ⁽⁶⁾	1	1	1	1	1	1	1	1	1	1	1
合計			61	61	61	62	61	61	62	63	63	63	63

註： (1) 包括幼稚園暨幼兒中心。
(2) 不包括在社會福利署轄下註冊的特殊幼兒中心。
(3) 部分非公營學校開辦非本地正規課程。
(4) 國際學校可能同時開辦小學及中學。因此，將不同程度的國際學校數目相加並不等於所有國際學校的總數。
(5) 不包括營辦補習班、職業訓練及成人教育的私立學校。這些學校亦可能開辦日間中學課程。
(6) 指英基學校協會屬下的一所特殊學校。

Notes: (1) Including kindergarten-cum-child care centres.
(2) Excluding special child care centres registered under the Social Welfare Department.
(3) Some of the non-public sector schools operate non-local formal curriculum courses.
(4) International schools may operate at both primary and secondary levels at the same time. Therefore, adding the respective numbers at different levels will not give the total number of international schools.
(5) Excluding private schools offering tutorial, vocational and adult education courses, which may also operate secondary day courses.
(6) Referring to one special school under the English Schools Foundation.

1.2 2014年至2024年私立⁽¹⁾中學夜校數目

Number of Private⁽¹⁾ Secondary Evening Schools, 2014-2024

	2014	2015	2016	2017	2018	2019	2020	2021	2022	2023	2024
私立中學夜校 Private Secondary Evening Schools	26	26	21	21	18	17	16	6	6	7	6

註： (1) 不包括營辦補習班、職業訓練及成人教育的私立學校。這些學校亦可能開辦夜間中學課程。

Note: (1) Excluding private schools offering tutorial, vocational and adult education courses, which may also operate secondary evening courses.

1.3 2014年至2024年日校學生人數 — 按學校類別統計 Student Enrolment in Day Schools by Type/Sector, 2014-2024

學校類別 Type/Sector			2014	2015	2016	2017	2018	2019	2020	2021	2022	2023	2024
幼稚園 ⁽¹⁾ Kindergarten ⁽¹⁾	本地	Local	166 755	171 935	170 410	167 032	159 895	160 006	152 287	143 597	132 646	125 098	114 465
	非本地	Non-local	9 642	13 463	13 622	14 115	14 507	14 291	12 648	12 359	11 030	10 997	10 961
	合計	All	176 397	185 398	184 032	181 147	174 402	174 297	164 935	155 956	143 676	136 095	125 426
小學 Primary	官立	Government	21 131	21 466	22 000	22 618	23 159	23 043	22 393	21 084	19 750	18 846	17 996
	資助	Aided	245 022	251 540	260 482	270 839	278 732	278 030	270 930	258 571	246 900	238 829	232 309
	直接資助計劃 ⁽²⁾	DSS ⁽²⁾	14 839	15 120	15 326	15 590	15 759	15 935	15 918	15 744	15 544	15 803	16 031
	國際	International	20 193	20 439	21 093	21 912	22 720	23 156	22 783	22 933	22 143	22 610	22 784
	其他私立 ⁽²⁾	Other Private ⁽²⁾	28 115	28 993	30 107	31 090	32 095	33 064	32 233	30 662	29 214	29 476	30 327
	合計	All	329 300	337 558	349 008	362 049	372 465	373 228	364 257	348 994	333 551	325 564	319 447
中學 Secondary	官立	Government	23 540	22 260	21 360	21 013	20 574	20 551	20 467	19 910	19 071	18 882	19 061
	資助	Aided	277 105	258 899	245 956	238 971	233 630	234 319	235 991	233 724	230 407	233 896	241 182
	按位津貼	Caput	1 465	1 366	1 293	1 258	1 221	1 256	1 215	1 224	1 232	1 337	1 365
	直接資助計劃 ⁽²⁾	DSS ⁽²⁾	48 268	47 232	46 356	45 863	45 601	46 049	45 586	44 636	43 892	45 870	48 276
	國際	International	16 442	16 530	16 664	16 956	17 478	17 977	18 232	18 561	18 483	19 464	20 797
	其他私立 ^(2,3)	Other Private ^(2,3)	6 311	6 322	6 523	6 743	6 994	7 242	7 520	7 872	8 077	9 025	9 926
	合計	All	373 131	352 609	338 152	330 804	325 498	327 394	329 011	325 927	321 162	328 474	340 607
特殊教育 ⁽⁴⁾ Special Education ⁽⁴⁾	本地/資助	Local/Aided	7 643	7 703	7 682	7 826	7 939	8 201	8 223	8 311	8 389	8 747	8 951
	國際 ⁽⁵⁾	International ⁽⁵⁾	113	136	158	168	186	137	128	155	144	138	161
	其他私立	Other Private	4	8	3	8	5	6	5	5	6	7	6
	合計	All	7 760	7 847	7 843	8 002	8 130	8 344	8 356	8 471	8 539	8 892	9 118

註：數字反映該年9/10月的情况。

(1) 包括幼稚園暨幼兒中心的幼兒班、低班及高班。

(2) 部分非公營學校開辦非本地正規課程。

(3) 不包括由營辦補習班、職業訓練及成人教育的私立學校所開辦的日間中學課程。

(4) 包括特殊學校和很少數的非公營普通學校開辦的特殊班，但不包括在社會福利署轄下註冊的特殊幼兒中心及那些在沒開辦特殊班的普通學校就讀而有特殊教育需要的學生。

(5) 包括英基學校協會屬下的一所特殊學校及設於普通國際學校的特殊班。

Notes: Figures refer to the position as at September/October of the respective years.

(1) Including nursery, lower and upper classes in kindergarten-cum-child care centres.

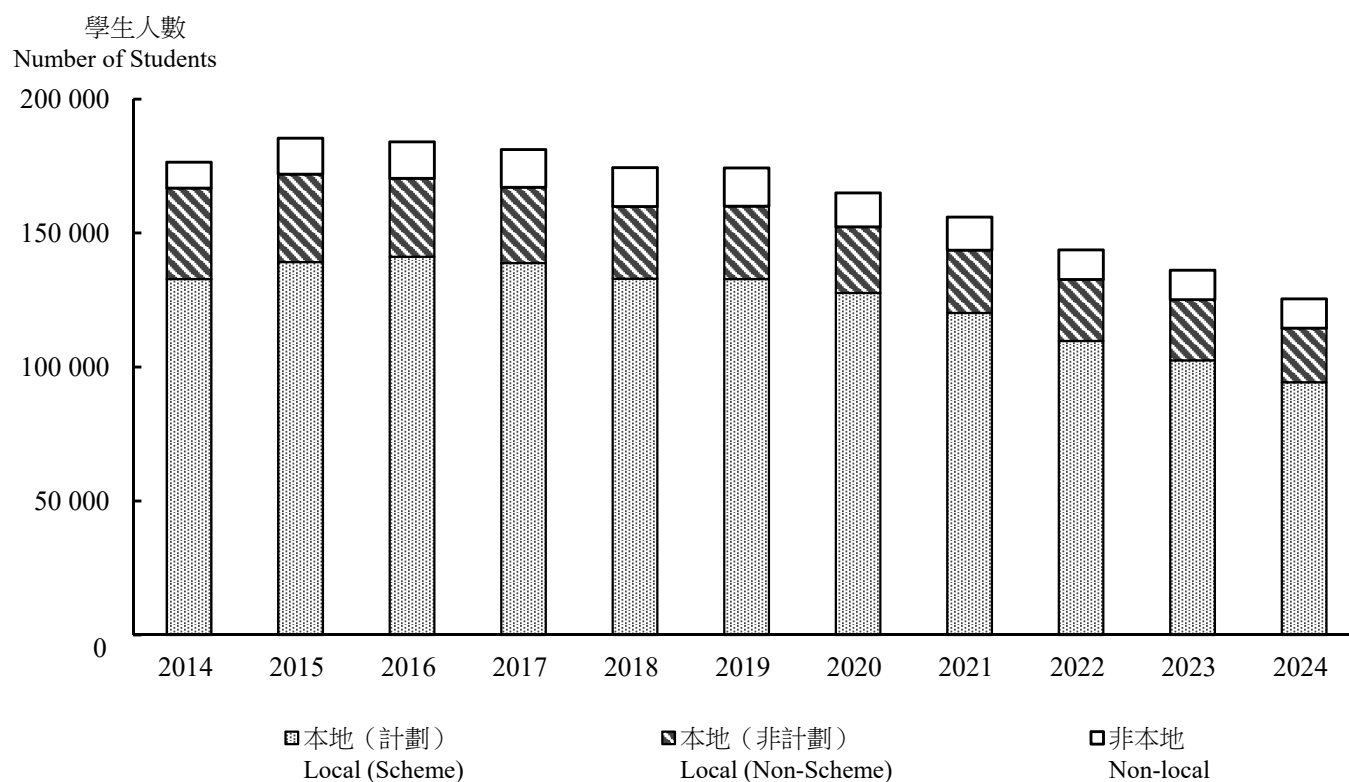
(2) Some of the non-public sector schools operate non-local formal curriculum courses.

(3) Excluding secondary day courses operated by private schools offering tutorial, vocational and adult education courses.

(4) Including special schools and a very small number of special classes in non-public sector ordinary schools, but excluding special child care centres registered under the Social Welfare Department and those students with special educational needs who are enrolled in ordinary schools without operating special classes.

(5) Including one special school under the English Schools Foundation and special classes in ordinary international schools.

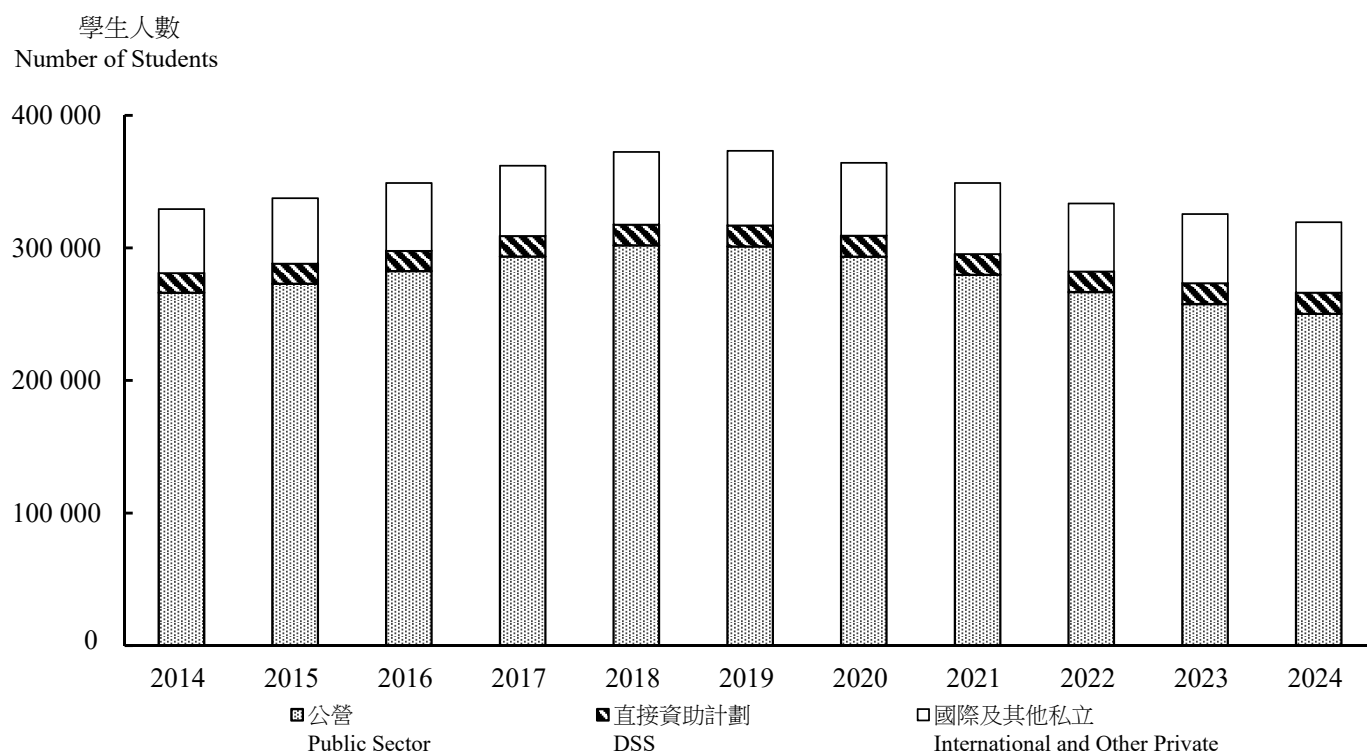
圖 5 2014年至2024年幼稚園學生人數 — 按幼稚園類別統計
Chart 5 Student Enrolment in Kindergartens by Type of Kindergarten, 2014-2024



- 註：
- (1) 2020年數字反映10月中的情況，其餘則為該年9月中的情況。
 - (2) 數字包括幼稚園暨幼兒中心的幼兒班、低班及高班。
 - (3) 「計劃」代表2014年至2016年的學前教育學券計劃，及由2017年起的幼稚園教育計劃。

- Notes:
- (1) Figures for 2020 refer to the position as at mid-October, and others refer to the position as at mid-September of the respective years.
 - (2) Figures include nursery, lower and upper classes in kindergarten-cum-child care centres.
 - (3) "Scheme" stands for Pre-primary Education Voucher Scheme from 2014 to 2016, and Kindergarten Education Scheme with effect from 2017.

圖 6 2014年至2024年小學學生人數 — 按學校類別統計
Chart 6 Student Enrolment in Primary Schools by Sector, 2014-2024



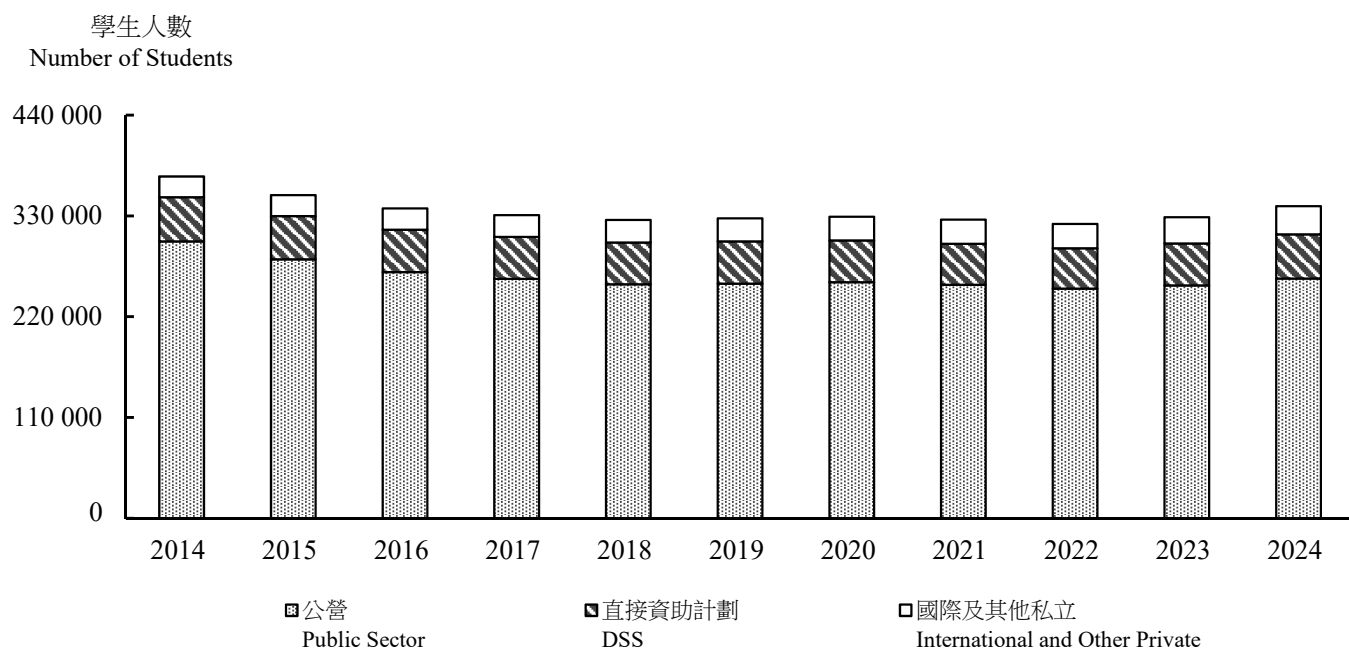
註：

- (1) 2020年數字反映10月中的情況，其餘則為該年9月中的情況。
- (2) 數字包括普通小學，但不包括特殊學校。
- (3) 部分非公營學校開辦非本地正規課程。

Notes:

- (1) Figures for 2020 refer to the position as at mid-October, and others refer to the position as at mid-September of the respective years.
- (2) Figures include ordinary primary schools, but not special schools.
- (3) Some of the non-public sector schools operate non-local formal curriculum courses.

圖 7 2014年至2024年中學日校學生人數 — 按學校類別統計
Chart 7 Student Enrolment in Secondary Day Schools by Sector, 2014-2024



- 註：
- (1) 2020年數字反映10月中的情況，其餘則為該年9月中的情況。
 - (2) 數字包括普通中學日校，但不包括特殊學校及由營辦補習班、職業訓練及成人教育的私立學校所開辦的日間中學課程。
 - (3) 部分非公營學校開辦非本地正規課程。

- Notes:
- (1) Figures for 2020 refer to the position as at mid-October, and others refer to the position as at mid-September of the respective years.
 - (2) Figures include ordinary secondary day schools, but not special schools and secondary day courses operated by private schools offering tutorial, vocational and adult education courses.
 - (3) Some of the non-public sector schools operate non-local formal curriculum courses.

1.4 2014年至2024年夜間中學課程學生人數
Student Enrolment in Secondary Evening Courses , 2014-2024

	2014	2015	2016	2017	2018	2019	2020	2021	2022	2023	2024
夜間中學課程 ⁽¹⁾											
Secondary Evening Courses ⁽¹⁾	1 666	1 526	1 285	1 226	1 193	1 031	1 006	1 082	986	914	908

註： 2020年數字反映10月中的情況，其餘則為該年9月中的情況。
 (1) 包括由私立中學（當中包括於指定中心授課的認可辦學機構）和營辦補習班、職業訓練及成人教育的私立學校所開辦的夜間中學課程。

Notes: Figures for 2020 refer to the position as at mid-October, and others refer to the position as at mid-September of the respective
 (1) Including secondary evening courses operated by private secondary schools (also covering those operated by approved course providers in designated centres) and private schools offering tutorial, vocational and adult education courses.

II
幼稚園
Kindergartens

2.1 2014年至2024年幼稚園學額及學生人數 — 按級別統計
Accommodation and Student Enrolment in Kindergartens by Grade, 2014-2024

(A) 本地及非本地幼稚園
Local and Non-local Kindergartens

級別 Grade		2014	2015	2016	2017	2018	2019	2020	2021	2022	2023	2024
所有級別 All Grades												
學額 Accommodation		205 843	214 348	215 483	214 156	208 235	208 308	204 362	198 255	189 379	178 017	165 735
學生人數 Enrolment		176 397	185 398	184 032	181 147	174 402	174 297	164 935	155 956	143 676	136 095	125 426
幼兒班 Nursery Class												
學額 Accommodation		73 816	76 799	67 408	70 080	69 661	70 380	66 777	63 375	61 720	54 795	48 776
學生人數 Enrolment		62 369	65 323	57 355	59 350	58 168	58 710	53 877	50 003	46 985	42 182	37 079
低班 Lower Class												
學額 Accommodation		68 240	73 047	77 563	68 996	71 548	70 090	71 001	67 630	63 799	62 602	56 456
學生人數 Enrolment		58 738	63 315	65 769	58 481	59 978	58 534	57 195	53 199	48 646	47 947	43 057
高班 Upper Class												
學額 Accommodation		63 787	64 502	70 512	75 080	67 026	67 838	66 584	67 250	63 860	60 620	60 503
學生人數 Enrolment		55 290	56 760	60 908	63 316	56 256	57 053	53 863	52 754	48 045	45 966	45 290

註： (1) 2020年數字反映10月中的情況，其餘則為該年9月中的情況。
(2) 數字包括幼稚園暨幼兒中心的幼兒班、低班及高班。
(3) 有關學額的數字，並不包括空置課室及空置的幼兒中心部分。

Notes: (1) Figures for 2020 refer to the position as at mid-October, and others refer to the position as at mid-September of the respective years.
(2) Figures include nursery, lower and upper classes in kindergarten-cum-child care centres.
(3) Figures on accommodation do not include vacant classrooms and vacant child care centre portions.

2.1 (續) 2014年至2024年幼稚園學額及學生人數 — 按級別統計
(Cont'd) Accommodation and Student Enrolment in Kindergartens by Grade, 2014-2024

(B) 本地幼稚園
Local Kindergartens

級別 Grade		2014	2015	2016	2017	2018	2019	2020	2021	2022	2023	2024
所有級別 All Grades												
學額 Accommodation		191 771	195 356	195 391	193 163	186 898	186 975	184 346	178 724	171 303	160 501	148 707
學生人數 Enrolment		166 755	171 935	170 410	167 032	159 895	160 006	152 287	143 597	132 646	125 098	114 465
幼兒班 Nursery Class												
學額 Accommodation		68 256	69 275	60 203	62 465	61 936	62 438	59 387	55 893	54 378	48 162	42 398
學生人數 Enrolment		58 543	59 978	52 409	54 163	52 817	53 246	49 150	45 295	42 540	37 976	32 985
低班 Lower Class												
學額 Accommodation		62 950	65 954	69 357	60 980	63 217	62 003	63 092	59 888	56 818	55 466	49 747
學生人數 Enrolment		55 048	58 229	60 273	53 096	54 313	53 116	52 173	48 253	44 265	43 332	38 575
高班 Upper Class												
學額 Accommodation		60 565	60 127	65 831	69 718	61 745	62 534	61 867	62 943	60 107	56 873	56 562
學生人數 Enrolment		53 164	53 728	57 728	59 773	52 765	53 644	50 964	50 049	45 841	43 790	42 905

註： (1) 2020年數字反映10月中的情況，其餘則為該年9月中的情況。
(2) 數字包括幼稚園暨幼兒中心的幼兒班、低班及高班。
(3) 有關學額的數字，並不包括空置課室及空置的幼兒中心部分。

Notes: (1) Figures for 2020 refer to the position as at mid-October, and others refer to the position as at mid-September of the respective years.
(2) Figures include nursery, lower and upper classes in kindergarten-cum-child care centres.
(3) Figures on accommodation do not include vacant classrooms and vacant child care centre portions.

2.1 (續) 2014年至2024年幼稚園學額及學生人數 — 按級別統計
(Cont'd) Accommodation and Student Enrolment in Kindergartens by Grade, 2014-2024

(C) 非本地幼稚園
Non-local Kindergartens

級別 Grade		2014	2015	2016	2017	2018	2019	2020	2021	2022	2023	2024
所有級別 All Grades												
學額 Accommodation		14 072	18 992	20 092	20 993	21 337	21 333	20 016	19 531	18 076	17 516	17 028
學生人數 Enrolment		9 642	13 463	13 622	14 115	14 507	14 291	12 648	12 359	11 030	10 997	10 961
幼兒班 Nursery Class												
學額 Accommodation		5 560	7 524	7 205	7 615	7 725	7 942	7 390	7 482	7 342	6 633	6 378
學生人數 Enrolment		3 826	5 345	4 946	5 187	5 351	5 464	4 727	4 708	4 445	4 206	4 094
低班 Lower Class												
學額 Accommodation		5 290	7 093	8 206	8 016	8 331	8 087	7 909	7 742	6 981	7 136	6 709
學生人數 Enrolment		3 690	5 086	5 496	5 385	5 665	5 418	5 022	4 946	4 381	4 615	4 482
高班 Upper Class												
學額 Accommodation		3 222	4 375	4 681	5 362	5 281	5 304	4 717	4 307	3 753	3 747	3 941
學生人數 Enrolment		2 126	3 032	3 180	3 543	3 491	3 409	2 899	2 705	2 204	2 176	2 385

註： (1) 2020年數字反映10月中的情況，其餘則為該年9月中的情況。
(2) 數字包括幼稚園暨幼兒中心的幼兒班、低班及高班。
(3) 有關學額的數字，並不包括空置課室及空置的幼兒中心部分。

Notes: (1) Figures for 2020 refer to the position as at mid-October, and others refer to the position as at mid-September of the respective years.
(2) Figures include nursery, lower and upper classes in kindergarten-cum-child care centres.
(3) Figures on accommodation do not include vacant classrooms and vacant child care centre portions.

2.1 (續) 2014年至2024年幼稚園學額及學生人數 — 按級別統計
(Cont'd) Accommodation and Student Enrolment in Kindergartens by Grade, 2014-2024

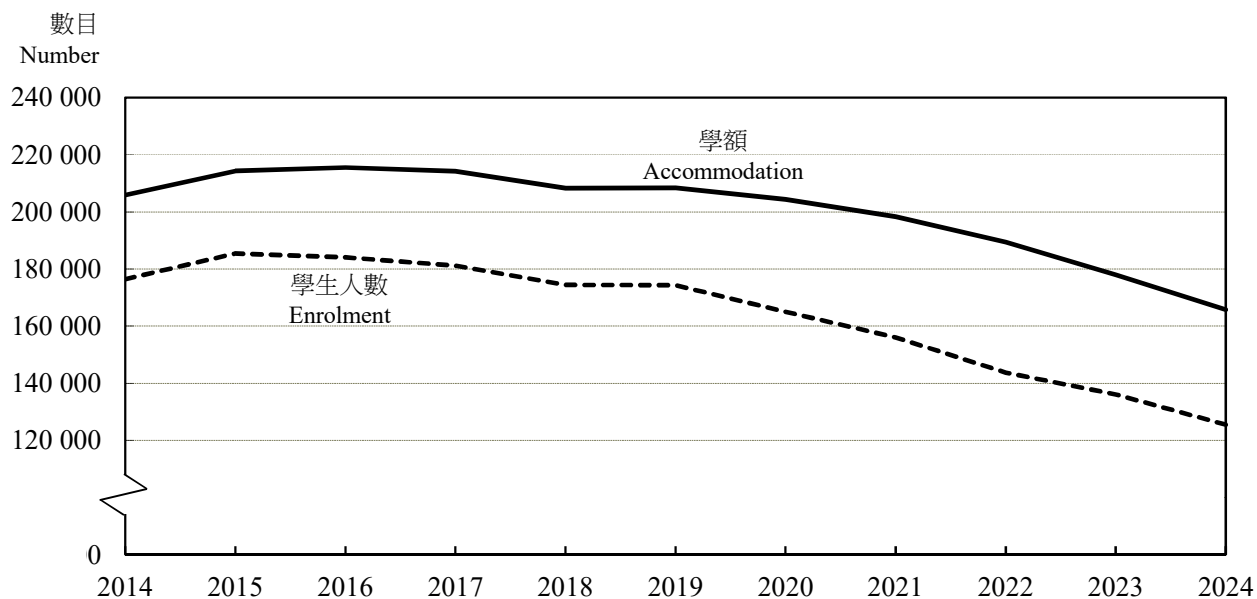
(D) 參加學前教育學券計劃/幼稚園教育計劃的幼稚園
Kindergartens Joining the Pre-primary Education Voucher Scheme/Kindergarten Education Scheme

級別 Grade		2014	2015	2016	2017	2018	2019	2020	2021	2022	2023	2024
所有級別 All Grades												
學額 Accommodation		151 373	156 295	159 420	157 978	153 313	152 524	151 117	147 391	139 860	130 210	122 354
學生人數 Enrolment		132 829	139 127	141 127	138 771	132 960	132 823	127 610	120 152	109 735	102 489	94 298
幼兒班 Nursery Class												
學額 Accommodation		53 459	54 959	48 853	50 835	50 378	50 405	48 043	45 561	43 665	38 353	33 935
學生人數 Enrolment		46 318	48 254	43 253	44 877	43 639	43 813	40 730	37 433	34 659	30 622	26 471
低班 Lower Class												
學額 Accommodation		49 504	52 564	56 381	49 431	51 894	50 141	51 651	49 147	46 350	44 926	40 918
學生人數 Enrolment		43 777	46 954	49 735	43 749	45 149	43 811	43 631	40 190	36 494	35 410	31 768
高班 Upper Class												
學額 Accommodation		48 410	48 772	54 186	57 712	51 041	51 978	51 423	52 683	49 845	46 931	47 501
學生人數 Enrolment		42 734	43 919	48 139	50 145	44 172	45 199	43 249	42 529	38 582	36 457	36 059

- 註： (1) 2020年數字反映10月中的情況，其餘則為該年9月中的情況。
(2) 數字包括幼稚園暨幼兒中心的幼兒班、低班及高班。
(3) 有關學額的數字，並不包括空置課室及空置的幼兒中心部分。
(4) 2014年至2016年的學生人數包括非持有學券但在參加學前教育學券計劃的幼稚園（包括幼稚園暨幼兒中心）就讀的學生。由2017年起，學生人數包括非持有幼稚園入學註冊證但在參加幼稚園教育計劃的幼稚園（包括幼稚園暨幼兒中心）就讀的學生。
(5) 所有參加學前教育學券計劃或幼稚園教育計劃的幼稚園都是合資格的本地非牟利幼稚園。

- Notes: (1) Figures for 2020 refer to the position as at mid-October, and others refer to the position as at mid-September of the respective years.
(2) Figures include nursery, lower and upper classes in kindergarten-cum-child care centres.
(3) Figures on accommodation do not include vacant classrooms and vacant child care centre portions.
(4) Enrolment figures from 2014 to 2016 include students who are not holders of Certificate of Eligibility under the Pre-primary Education Voucher Scheme but attend kindergartens (including kindergarten-cum-child care centres) joining the Scheme. With effect from 2017, enrolment figures include students who are not holders of Registration Certificate for Kindergarten Admission but attend kindergartens (including kindergarten-cum-child care centres) joining the Kindergarten Education Scheme.
(5) All kindergartens joining the Pre-primary Education Voucher Scheme or the Kindergarten Education Scheme are eligible local non-profit-making kindergartens.

圖 8 2014年至2024年幼稚園學額及學生人數
Chart 8 Accommodation and Student Enrolment in Kindergartens, 2014-2024



- 註：
- (1) 2020年數字反映10月中的情況，其餘則為該年9月中的情況。
 - (2) 數字包括幼稚園暨幼兒中心的幼兒班、低班及高班。
 - (3) 有關學額的數字，並不包括空置課室及空置的幼兒中心部分。

- Notes:
- (1) Figures for 2020 refer to the position as at mid-October, and others refer to the position as at mid-September of the respective years.
 - (2) Figures include nursery, lower and upper classes in kindergarten-cum-child care centres.
 - (3) Figures on accommodation do not include vacant classrooms and vacant child care centre portions.

2.2

2024年幼稚園學額及學生人數 — 按學校宗教背景統計

Accommodation and Student Enrolment in Kindergartens by Religious Background of School, 2024

學校宗教背景 Religious Background of School		學額 Accommodation	學生人數 Enrolment
所有學校	All	165 735	125 426
無宗教	No Religion	78 943	58 980
基督教	Christianity / Protestantism	68 807	52 289
天主教	Catholicism	12 868	10 156
佛教	Buddhism	2 830	2 231
道教	Taoism	1 305	1 131
儒釋道三教	Confucianism, Buddhism and Taoism	669	462
伊斯蘭教	Islam	194	118
其他	Others	119	59

- 註： (1) 數字反映2024年9月中的情況。
 (2) 數字包括幼稚園暨幼兒中心的幼兒班、低班及高班。
 (3) 有關學額的數字，並不包括空置課室及空置的幼兒中心部分。

- Notes: (1) Figures refer to the position as at mid-September 2024.
 (2) Figures include nursery, lower and upper classes in kindergarten-cum-child care centres.
 (3) Figures on accommodation do not include vacant classrooms and vacant child care centre portions.

2.3 2024年幼稚園學額及學生人數 — 按幼稚園類別及級別統計

Accommodation and Student Enrolment in Kindergartens by Type of Kindergarten and Grade, 2024

幼稚園類別 Type of Kindergarten			所有級別 All Grades	幼兒班 Nursery Class	低班 Lower Class	高班 Upper Class
本地及非本地 Local and Non-local	學額 學生人數	Accommodation Enrolment	165 735 125 426	48 776 37 079	56 456 43 057	60 503 45 290
本地 Local	學額 學生人數	Accommodation Enrolment	148 707 114 465	42 398 32 985	49 747 38 575	56 562 42 905
參加幼稚園教育計劃 Joining the Kindergarten Education Scheme	學額 學生人數	Accommodation Enrolment	122 354 94 298	33 935 26 471	40 918 31 768	47 501 36 059
沒有參加幼稚園教育計劃 Not joining the Kindergarten Education Scheme	學額 學生人數	Accommodation Enrolment	26 353 20 167	8 463 6 514	8 829 6 807	9 061 6 846
非本地 Non-local	學額 學生人數	Accommodation Enrolment	17 028 10 961	6 378 4 094	6 709 4 482	3 941 2 385

- 註： (1) 數字反映2024年9月中的情況。
(2) 數字包括幼稚園暨幼兒中心的幼兒班、低班及高班。
(3) 有關學額的數字，並不包括空置課室及空置的幼兒中心部分。
(4) 學生人數包括非持有幼稚園入學註冊證但在參加幼稚園教育計劃的幼稚園（包括幼稚園暨幼兒中心）就讀的學生。
(5) 所有參加幼稚園教育計劃的幼稚園都是合資格的本地非牟利幼稚園。

- Notes: (1) Figures refer to the position as at mid-September 2024.
(2) Figures include nursery, lower and upper classes in kindergarten-cum-child care centres.
(3) Figures on accommodation do not include vacant classrooms and vacant child care centre portions.
(4) Figures on enrolment include students who are not holders of Registration Certificate for Kindergarten Admission but attend kindergartens (including kindergarten-cum-child care centres) joining the Kindergarten Education Scheme.
(5) All kindergartens joining the Kindergarten Education Scheme are eligible local non-profit-making kindergartens.

2.4 2024年幼稚園學額及學生人數 — 按幼稚園類別及上課時間統計
Accommodation and Student Enrolment in Kindergartens by Type of Kindergarten and Session, 2024

幼稚園類別 Type of Kindergarten			所有上課時間 All Sessions	上午 AM	下午 PM	全日 Whole Day
本地及非本地 Local and Non-local	學額 Accommodation		165 735	67 542	42 485	55 708
	學生人數 Enrolment		125 426	52 249	28 236	44 941
本地 Local	學額 Accommodation		148 707	58 550	37 051	53 106
	學生人數 Enrolment		114 465	46 240	25 043	43 182
	參加幼稚園教育計劃 Joining the Kindergarten Education Scheme	學額 Accommodation	122 354	44 460	26 514	51 380
		學生人數 Enrolment	94 298	35 236	17 224	41 838
	沒有參加幼稚園教育計劃 Not joining the Kindergarten Education Scheme	學額 Accommodation	26 353	14 090	10 537	1 726
		學生人數 Enrolment	20 167	11 004	7 819	1 344
非本地 Non-local	學額 Accommodation		17 028	8 992	5 434	2 602
	學生人數 Enrolment		10 961	6 009	3 193	1 759

- 註： (1) 數字反映2024年9月中的情況。
(2) 數字包括幼稚園暨幼兒中心的幼兒班、低班及高班。
(3) 有關學額的數字，並不包括空置課室及空置的幼兒中心部分。
(4) 學生人數包括非持有幼稚園入學註冊證但在參加幼稚園教育計劃的幼稚園（包括幼稚園暨幼兒中心）就讀的學生。
(5) 所有參加幼稚園教育計劃的幼稚園都是合資格的本地非牟利幼稚園。

- Notes: (1) Figures refer to the position as at mid-September 2024.
(2) Figures include nursery, lower and upper classes in kindergarten-cum-child care centres.
(3) Figures on accommodation do not include vacant classrooms and vacant child care centre portions.
(4) Figures on enrolment include students who are not holders of Registration Certificate for Kindergarten Admission but attend kindergartens (including kindergarten-cum-child care centres) joining the Kindergarten Education Scheme.
(5) All kindergartens joining the Kindergarten Education Scheme are eligible local non-profit-making kindergartens.

2.5 2024年幼稚園學額及學生人數 — 按幼稚園類別、級別及上課時間統計
Accommodation and Student Enrolment in Kindergartens by Type of Kindergarten, Grade and Session, 2024

幼稚園類別 Type of Kindergarten	級別 Grade			所有上課時間 All Sessions	上午 AM	下午 PM	全日 Whole Day
本地及非本地 Local and Non-local	所有級別 All Grades	學額	Accommodation	165 735	67 542	42 485	55 708
		學生人數	Enrolment	125 426	52 249	28 236	44 941
	幼兒班 Nursery Class	學額	Accommodation	48 776	22 426	11 251	15 099
		學生人數	Enrolment	37 079	17 224	7 592	12 263
	低班 Lower Class	學額	Accommodation	56 456	23 095	14 172	19 189
		學生人數	Enrolment	43 057	17 853	9 632	15 572
	高班 Upper Class	學額	Accommodation	60 503	22 021	17 062	21 420
		學生人數	Enrolment	45 290	17 172	11 012	17 106
本地 Local	所有級別 All Grades	學額	Accommodation	148 707	58 550	37 051	53 106
		學生人數	Enrolment	114 465	46 240	25 043	43 182
	幼兒班 Nursery Class	學額	Accommodation	42 398	18 259	9 579	14 560
		學生人數	Enrolment	32 985	14 436	6 644	11 905
	低班 Lower Class	學額	Accommodation	49 747	19 533	12 006	18 208
		學生人數	Enrolment	38 575	15 378	8 306	14 891
	高班 Upper Class	學額	Accommodation	56 562	20 758	15 466	20 338
		學生人數	Enrolment	42 905	16 426	10 093	16 386
參加幼稚園教育計劃 Joining the Kindergarten Education Scheme	所有級別 All Grades	學額	Accommodation	122 354	44 460	26 514	51 380
		學生人數	Enrolment	94 298	35 236	17 224	41 838
	幼兒班 Nursery Class	學額	Accommodation	33 935	13 183	6 704	14 048
		學生人數	Enrolment	26 471	10 525	4 435	11 511
	低班 Lower Class	學額	Accommodation	40 918	15 217	8 137	17 564
		學生人數	Enrolment	31 768	12 128	5 249	14 391
	高班 Upper Class	學額	Accommodation	47 501	16 060	11 673	19 768
		學生人數	Enrolment	36 059	12 583	7 540	15 936
非本地 Non-local	所有級別 All Grades	學額	Accommodation	17 028	8 992	5 434	2 602
		學生人數	Enrolment	10 961	6 009	3 193	1 759
	幼兒班 Nursery Class	學額	Accommodation	6 378	4 167	1 672	539
		學生人數	Enrolment	4 094	2 788	948	358
	低班 Lower Class	學額	Accommodation	6 709	3 562	2 166	981
		學生人數	Enrolment	4 482	2 475	1 326	681
	高班 Upper Class	學額	Accommodation	3 941	1 263	1 596	1 082
		學生人數	Enrolment	2 385	746	919	720

- 註：
- (1) 數字反映2024年9月中的情況。
 - (2) 數字包括幼稚園暨幼兒中心的幼兒班、低班及高班。
 - (3) 有關學額的數字，並不包括空置課室及空置的幼兒中心部分。
 - (4) 學生人數包括非持有幼稚園入學註冊證但在參加幼稚園教育計劃的幼稚園（包括幼稚園暨幼兒中心）就讀的學生。
 - (5) 所有參加幼稚園教育計劃的幼稚園都是合資格的本地非牟利幼稚園。

- Notes:
- (1) Figures refer to the position as at mid-September 2024.
 - (2) Figures include nursery, lower and upper classes in kindergarten-cum-child care centres.
 - (3) Figures on accommodation do not include vacant classrooms and vacant child care centre portions.
 - (4) Figures on enrolment include students who are not holders of Registration Certificate for Kindergarten Admission but attend kindergartens (including kindergarten-cum-child care centres) joining the Kindergarten Education Scheme.
 - (5) All kindergartens joining the Kindergarten Education Scheme are eligible local non-profit-making kindergartens.

2.6 2024年幼稚園學額及學生人數 — 按分區及幼稚園類別統計
Accommodation and Student Enrolment in Kindergartens by District and Type of Kindergarten, 2024

		所有類別 All Types		本地 Local		非本地 Non-local	
		學額 Accommodation	學生人數 Enrolment	學額 Accommodation	學生人數 Enrolment	學額 Accommodation	學生人數 Enrolment
分區 District							
所有分區 All Districts		165 735	125 426	148 707	114 465	17 028	10 961
香港島	Hong Kong Island	29 667	20 727	23 591	16 953	6 076	3 774
中西區	Central & Western	7 045	4 955	5 347	3 900	1 698	1 055
灣仔	Wan Chai	7 443	5 880	5 942	4 728	1 501	1 152
東區	Eastern	10 861	7 183	9 706	6 653	1 155	530
南區	Southern	4 318	2 709	2 596	1 672	1 722	1 037
九龍	Kowloon	53 718	40 975	49 410	38 219	4 308	2 756
深水埗	Sham Shui Po	9 964	7 587	9 423	7 318	541	269
油尖旺	Yau Tsim Mong	5 914	4 522	5 155	3 978	759	544
九龍城	Kowloon City	21 178	16 657	18 280	14 756	2 898	1 901
黃大仙	Wong Tai Sin	5 921	4 452	5 921	4 452	-	-
觀塘	Kwun Tong	10 741	7 757	10 631	7 715	110	42
新界	New Territories	82 350	63 724	75 706	59 293	6 644	4 431
荃灣	Tsuen Wan	6 932	4 948	6 652	4 738	280	210
屯門	Tuen Mun	10 825	8 505	10 253	8 105	572	400
元朗	Yuen Long	15 545	12 431	14 138	11 630	1 407	801
北區	North	7 709	6 467	7 586	6 401	123	66
大埔	Tai Po	5 881	4 548	5 434	4 353	447	195
沙田	Sha Tin	12 776	9 733	11 913	9 037	863	696
西貢	Sai Kung	9 268	6 914	7 494	5 782	1 774	1 132
離島	Islands	4 582	3 431	3 868	2 881	714	550
葵青	Kwai Tsing	8 832	6 747	8 368	6 366	464	381

註： (1) 數字反映2024年9月中的情況。
(2) 數字包括幼稚園暨幼兒中心的幼兒班、低班及高班。
(3) 有關學額的數字，並不包括空置課室及空置的幼兒中心部分。
(4) 學校分區按其校舍所在的區議會分區劃分。

Notes: (1) Figures refer to the position as at mid-September 2024.
(2) Figures include nursery, lower and upper classes in kindergarten-cum-child care centres.
(3) Figures on accommodation do not include vacant classrooms and vacant child care centre portions.
(4) School districts are delineated by the District Council districts of the school premises.

2.7 2024年幼稚園學額及學生人數 — 按分區及級別統計
Accommodation and Student Enrolment in Kindergartens by District and Grade, 2024

(A) 本地及非本地幼稚園
Local and Non-local Kindergartens

分區 District	所有級別 All Grades		幼兒班 Nursery Class		低班 Lower Class		高班 Upper Class	
	學額 Accommodation	學生人數 Enrolment	學額 Accommodation	學生人數 Enrolment	學額 Accommodation	學生人數 Enrolment	學額 Accommodation	學生人數 Enrolment
所有分區 All Districts	165 735	125 426	48 776	37 079	56 456	43 057	60 503	45 290
香港島 Hong Kong Island	29 667	20 727	9 622	6 619	10 193	7 253	9 852	6 855
中西區 Central & Western	7 045	4 955	2 453	1 664	2 581	1 812	2 011	1 479
灣仔 Wan Chai	7 443	5 880	2 597	1 987	2 533	2 060	2 313	1 833
東區 Eastern	10 861	7 183	3 318	2 210	3 511	2 357	4 032	2 616
南區 Southern	4 318	2 709	1 254	758	1 568	1 024	1 496	927
九龍 Kowloon	53 718	40 975	15 397	11 849	18 507	14 127	19 814	14 999
深水埗 Sham Shui Po	9 964	7 587	2 751	2 132	3 404	2 560	3 809	2 895
油尖旺 Yau Tsim Mong	5 914	4 522	1 841	1 421	2 034	1 560	2 039	1 541
九龍城 Kowloon City	21 178	16 657	6 329	4 977	7 449	5 843	7 400	5 837
黃大仙 Wong Tai Sin	5 921	4 452	1 622	1 228	1 919	1 473	2 380	1 751
觀塘 Kwun Tong	10 741	7 757	2 854	2 091	3 701	2 691	4 186	2 975
新界 New Territories	82 350	63 724	23 757	18 611	27 756	21 677	30 837	23 436
荃灣 Tsuen Wan	6 932	4 948	2 047	1 502	2 232	1 607	2 653	1 839
屯門 Tuen Mun	10 825	8 505	3 017	2 415	3 668	2 911	4 140	3 179
元朗 Yuen Long	15 545	12 431	4 571	3 669	5 261	4 246	5 713	4 516
北區 North	7 709	6 467	2 084	1 750	2 627	2 207	2 998	2 510
大埔 Tai Po	5 881	4 548	1 738	1 317	1 934	1 526	2 209	1 705
沙田 Sha Tin	12 776	9 733	3 543	2 812	4 311	3 320	4 922	3 601
西貢 Sai Kung	9 268	6 914	2 858	2 123	3 102	2 334	3 308	2 457
離島 Islands	4 582	3 431	1 469	1 125	1 593	1 205	1 520	1 101
葵青 Kwai Tsing	8 832	6 747	2 430	1 898	3 028	2 321	3 374	2 528

- 註：
- (1) 數字反映2024年9月中的情況。
 - (2) 數字包括幼稚園暨幼兒中心的幼兒班、低班及高班。
 - (3) 有關學額的數字，並不包括空置課室及空置的幼兒中心部分。
 - (4) 學校分區按其校舍所在的區議會分區劃分。

- Notes:
- (1) Figures refer to the position as at mid-September 2024.
 - (2) Figures include nursery, lower and upper classes in kindergarten-cum-child care centres.
 - (3) Figures on accommodation do not include vacant classrooms and vacant child care centre portions.
 - (4) School districts are delineated by the District Council districts of the school premises.

2.7 (續) 2024年幼稚園學額及學生人數 — 按分區及級別統計
(Cont'd) Accommodation and Student Enrolment in Kindergartens by District and Grade, 2024

(B) 本地幼稚園
Local Kindergartens

分區 District	所有級別 All Grades		幼兒班 Nursery Class		低班 Lower Class		高班 Upper Class	
	學額 Accommodation	學生人數 Enrolment	學額 Accommodation	學生人數 Enrolment	學額 Accommodation	學生人數 Enrolment	學額 Accommodation	學生人數 Enrolment
所有分區 All Districts	148 707	114 465	42 398	32 985	49 747	38 575	56 562	42 905
香港島 Hong Kong Island	23 591	16 953	7 385	5 301	7 735	5 620	8 471	6 032
中西區 Central & Western	5 347	3 900	1 664	1 188	1 813	1 321	1 870	1 391
灣仔 Wan Chai	5 942	4 728	2 002	1 548	1 933	1 574	2 007	1 606
東區 Eastern	9 706	6 653	2 922	2 056	3 115	2 163	3 669	2 434
南區 Southern	2 596	1 672	797	509	874	562	925	601
九龍 Kowloon	49 410	38 219	13 803	10 818	16 789	13 048	18 818	14 353
深水埗 Sham Shui Po	9 423	7 318	2 559	2 027	3 193	2 455	3 671	2 836
油尖旺 Yau Tsim Mong	5 155	3 978	1 527	1 201	1 761	1 363	1 867	1 414
九龍城 Kowloon City	18 280	14 756	5 281	4 286	6 259	5 083	6 740	5 387
黃大仙 Wong Tai Sin	5 921	4 452	1 622	1 228	1 919	1 473	2 380	1 751
觀塘 Kwun Tong	10 631	7 715	2 814	2 076	3 657	2 674	4 160	2 965
新界 New Territories	75 706	59 293	21 210	16 866	25 223	19 907	29 273	22 520
荃灣 Tsuen Wan	6 652	4 738	1 939	1 418	2 143	1 538	2 570	1 782
屯門 Tuen Mun	10 253	8 105	2 822	2 264	3 472	2 757	3 959	3 084
元朗 Yuen Long	14 138	11 630	4 116	3 411	4 780	3 978	5 242	4 241
北區 North	7 586	6 401	2 028	1 720	2 597	2 191	2 961	2 490
大埔 Tai Po	5 434	4 353	1 537	1 228	1 777	1 449	2 120	1 676
沙田 Sha Tin	11 913	9 037	3 184	2 505	3 902	2 987	4 827	3 545
西貢 Sai Kung	7 494	5 782	2 163	1 690	2 477	1 918	2 854	2 174
離島 Islands	3 868	2 881	1 219	919	1 283	962	1 366	1 000
葵青 Kwai Tsing	8 368	6 366	2 202	1 711	2 792	2 127	3 374	2 528

- 註：
- (1) 數字反映2024年9月中的情況。
 - (2) 數字包括幼稚園暨幼兒中心的幼兒班、低班及高班。
 - (3) 有關學額的數字，並不包括空置課室及空置的幼兒中心部分。
 - (4) 學校分區按其校舍所在的區議會分區劃分。

- Notes:
- (1) Figures refer to the position as at mid-September 2024.
 - (2) Figures include nursery, lower and upper classes in kindergarten-cum-child care centres.
 - (3) Figures on accommodation do not include vacant classrooms and vacant child care centre portions.
 - (4) School districts are delineated by the District Council districts of the school premises.

2.7 (續) 2024年幼稚園學額及學生人數 — 按分區及級別統計
(Cont'd) Accommodation and Student Enrolment in Kindergartens by District and Grade, 2024

(C) 參加幼稚園教育計劃的幼稚園
Kindergartens Joining the Kindergarten Education Scheme

分區 District	所有級別 All Grades		幼兒班 Nursery Class		低班 Lower Class		高班 Upper Class	
	學額 Accommodation	學生人數 Enrolment	學額 Accommodation	學生人數 Enrolment	學額 Accommodation	學生人數 Enrolment	學額 Accommodation	學生人數 Enrolment
所有分區 All Districts	122 354	94 298	33 935	26 471	40 918	31 768	47 501	36 059
香港島 Hong Kong Island	16 245	11 578	4 813	3 410	5 225	3 777	6 207	4 391
中西區 Central & Western	4 853	3 595	1 491	1 090	1 604	1 194	1 758	1 311
灣仔 Wan Chai	3 192	2 425	1 109	783	1 004	792	1 079	850
東區 Eastern	6 038	4 148	1 586	1 134	1 894	1 320	2 558	1 694
南區 Southern	2 162	1 410	627	403	723	471	812	536
九龍 Kowloon	37 659	28 601	10 268	7 901	12 752	9 731	14 639	10 969
深水埗 Sham Shui Po	8 341	6 565	2 205	1 762	2 832	2 218	3 304	2 585
油尖旺 Yau Tsim Mong	3 699	2 871	1 037	811	1 276	986	1 386	1 074
九龍城 Kowloon City	9 817	7 617	2 822	2 226	3 353	2 600	3 642	2 791
黃大仙 Wong Tai Sin	5 381	3 917	1 439	1 048	1 738	1 293	2 204	1 576
觀塘 Kwun Tong	10 421	7 631	2 765	2 054	3 553	2 634	4 103	2 943
新界 New Territories	68 450	54 119	18 854	15 160	22 941	18 260	26 655	20 699
荃灣 Tsuen Wan	5 754	4 058	1 605	1 169	1 871	1 331	2 278	1 558
屯門 Tuen Mun	9 718	7 709	2 641	2 128	3 274	2 614	3 803	2 967
元朗 Yuen Long	13 792	11 428	4 022	3 356	4 664	3 908	5 106	4 164
北區 North	7 289	6 205	1 912	1 641	2 499	2 127	2 878	2 437
大埔 Tai Po	4 466	3 773	1 213	1 042	1 475	1 259	1 778	1 472
沙田 Sha Tin	9 840	7 557	2 565	2 040	3 308	2 552	3 967	2 965
西貢 Sai Kung	6 376	4 919	1 810	1 421	2 097	1 623	2 469	1 875
離島 Islands	3 435	2 647	1 080	832	1 134	879	1 221	936
葵青 Kwai Tsing	7 780	5 823	2 006	1 531	2 619	1 967	3 155	2 325

- 註：
- (1) 數字反映2024年9月中的情況。
 - (2) 數字包括幼稚園暨幼兒中心的幼兒班、低班及高班。
 - (3) 有關學額的數字，並不包括空置課室及空置的幼兒中心部分。
 - (4) 學生人數包括非持有幼稚園入學註冊證但在參加幼稚園教育計劃的幼稚園（包括幼稚園暨幼兒中心）就讀的學生。
 - (5) 所有參加幼稚園教育計劃的幼稚園都是合資格的本地非牟利幼稚園。
 - (6) 學校分區按其校舍所在的區議會分區劃分。

- Notes:
- (1) Figures refer to the position as at mid-September 2024.
 - (2) Figures include nursery, lower and upper classes in kindergarten-cum-child care centres.
 - (3) Figures on accommodation do not include vacant classrooms and vacant child care centre portions.
 - (4) Figures on enrolment include students who are not holders of Registration Certificate for Kindergarten Admission but attend kindergartens (including kindergarten-cum-child care centres) joining the Kindergarten Education Scheme.
 - (5) All kindergartens joining the Kindergarten Education Scheme are eligible local non-profit-making kindergartens.
 - (6) School districts are delineated by the District Council districts of the school premises.

2.8 2024年幼稚園學額及學生人數 — 按分區及上課時間統計 Accommodation and Student Enrolment in Kindergartens by District and Session, 2024

(A) 本地及非本地幼稚園 Local and Non-local Kindergartens

分區 District	所有上課時間 All Sessions		上午 AM		下午 PM		全日 Whole Day	
	學額 Accommodation	學生人數 Enrolment	學額 Accommodation	學生人數 Enrolment	學額 Accommodation	學生人數 Enrolment	學額 Accommodation	學生人數 Enrolment
所有分區 All Districts	165 735	125 426	67 542	52 249	42 485	28 236	55 708	44 941
香港島 Hong Kong Island	29 667	20 727	13 468	9 820	8 870	5 645	7 329	5 262
中西區 Central & Western	7 045	4 955	3 520	2 577	2 198	1 419	1 327	959
灣仔 Wan Chai	7 443	5 880	3 401	2 817	2 874	2 163	1 168	900
東區 Eastern	10 861	7 183	4 753	3 290	3 040	1 645	3 068	2 248
南區 Southern	4 318	2 709	1 794	1 136	758	418	1 766	1 155
九龍 Kowloon	53 718	40 975	20 787	16 276	14 165	10 103	18 766	14 596
深水埗 Sham Shui Po	9 964	7 587	3 860	2 963	2 290	1 369	3 814	3 255
油尖旺 Yau Tsim Mong	5 914	4 522	2 331	1 749	1 648	1 153	1 935	1 620
九龍城 Kowloon City	21 178	16 657	9 488	7 751	7 605	5 977	4 085	2 929
黃大仙 Wong Tai Sin	5 921	4 452	1 723	1 305	828	523	3 370	2 624
觀塘 Kwun Tong	10 741	7 757	3 385	2 508	1 794	1 081	5 562	4 168
新界 New Territories	82 350	63 724	33 287	26 153	19 450	12 488	29 613	25 083
荃灣 Tsuen Wan	6 932	4 948	2 816	2 060	2 245	1 335	1 871	1 553
屯門 Tuen Mun	10 825	8 505	4 471	3 739	2 379	1 503	3 975	3 263
元朗 Yuen Long	15 545	12 431	6 391	5 172	4 553	3 108	4 601	4 151
北區 North	7 709	6 467	2 947	2 420	1 413	1 057	3 349	2 990
大埔 Tai Po	5 881	4 548	2 233	1 718	1 241	658	2 407	2 172
沙田 Sha Tin	12 776	9 733	5 081	3 955	3 211	2 000	4 484	3 778
西貢 Sai Kung	9 268	6 914	4 219	3 189	1 891	1 168	3 158	2 557
離島 Islands	4 582	3 431	1 801	1 393	1 026	677	1 755	1 361
葵青 Kwai Tsing	8 832	6 747	3 328	2 507	1 491	982	4 013	3 258

註： (1) 數字反映2024年9月中的情況。
(2) 數字包括幼稚園暨幼兒中心的幼兒班、低班及高班。
(3) 有關學額的數字，並不包括空置課室及空置的幼兒中心部分。
(4) 學校分區按其校舍所在的區議會分區劃分。

Notes: (1) Figures refer to the position as at mid-September 2024.
(2) Figures include nursery, lower and upper classes in kindergarten-cum-child care centres.
(3) Figures on accommodation do not include vacant classrooms and vacant child care centre portions.
(4) School districts are delineated by the District Council districts of the school premises.

2.8 (續) 2024年幼稚園學額及學生人數 — 按分區及上課時間統計
(Cont'd) Accommodation and Student Enrolment in Kindergartens by District and Session, 2024

(B) 本地幼稚園
Local Kindergartens

		所有上課時間 All Sessions		上午 AM		下午 PM		全日 Whole Day	
		學額 Accommodation	學生人數 Enrolment	學額 Accommodation	學生人數 Enrolment	學額 Accommodation	學生人數 Enrolment	學額 Accommodation	學生人數 Enrolment
分區 District									
所有分區 All Districts		148 707	114 465	58 550	46 240	37 051	25 043	53 106	43 182
香港島 Hong Kong Island		23 591	16 953	9 926	7 531	6 999	4 576	6 666	4 846
中西區 Central & Western		5 347	3 900	2 340	1 801	1 728	1 184	1 279	915
灣仔 Wan Chai		5 942	4 728	2 607	2 205	2 167	1 623	1 168	900
東區 Eastern		9 706	6 653	4 139	3 019	2 764	1 580	2 803	2 054
南區 Southern		2 596	1 672	840	506	340	189	1 416	977
九龍 Kowloon		49 410	38 219	18 796	14 938	12 826	9 313	17 788	13 968
深水埗 Sham Shui Po		9 423	7 318	3 600	2 780	2 021	1 287	3 802	3 251
油尖旺 Yau Tsim Mong		5 155	3 978	1 922	1 474	1 482	1 043	1 751	1 461
九龍城 Kowloon City		18 280	14 756	8 256	6 902	6 701	5 379	3 323	2 475
黃大仙 Wong Tai Sin		5 921	4 452	1 723	1 305	828	523	3 370	2 624
觀塘 Kwun Tong		10 631	7 715	3 295	2 477	1 794	1 081	5 542	4 157
新界 New Territories		75 706	59 293	29 828	23 771	17 226	11 154	28 652	24 368
荃灣 Tsuen Wan		6 652	4 738	2 676	1 946	2 105	1 239	1 871	1 553
屯門 Tuen Mun		10 253	8 105	4 196	3 535	2 267	1 468	3 790	3 102
元朗 Yuen Long		14 138	11 630	5 613	4 696	4 038	2 854	4 487	4 080
北區 North		7 586	6 401	2 842	2 365	1 413	1 057	3 331	2 979
大埔 Tai Po		5 434	4 353	2 028	1 613	1 099	623	2 307	2 117
沙田 Sha Tin		11 913	9 037	4 625	3 574	2 804	1 685	4 484	3 778
西貢 Sai Kung		7 494	5 782	3 258	2 585	1 428	902	2 808	2 295
離島 Islands		3 868	2 881	1 494	1 150	813	525	1 561	1 206
葵青 Kwai Tsing		8 368	6 366	3 096	2 307	1 259	801	4 013	3 258

註： (1) 數字反映2024年9月中的情況。
(2) 數字包括幼稚園暨幼兒中心的幼兒班、低班及高班。
(3) 有關學額的數字，並不包括空置課室及空置的幼兒中心部分。
(4) 學校分區按其校舍所在的區議會分區劃分。

Notes: (1) Figures refer to the position as at mid-September 2024.
(2) Figures include nursery, lower and upper classes in kindergarten-cum-child care centres.
(3) Figures on accommodation do not include vacant classrooms and vacant child care centre portions.
(4) School districts are delineated by the District Council districts of the school premises.

2.8 (續) 2024年幼稚園學額及學生人數 — 按分區及上課時間統計
(Cont'd) Accommodation and Student Enrolment in Kindergartens by District and Session, 2024

(C) 參加幼稚園教育計劃的幼稚園
Kindergartens Joining the Kindergarten Education Scheme

分區 District	所有上課時間 All Sessions		上午 AM		下午 PM		全日 Whole Day	
	學額 Accommodation	學生人數 Enrolment	學額 Accommodation	學生人數 Enrolment	學額 Accommodation	學生人數 Enrolment	學額 Accommodation	學生人數 Enrolment
所有分區 All Districts	122 354	94 298	44 460	35 236	26 514	17 224	51 380	41 838
香港島 Hong Kong Island	16 245	11 578	6 207	4 739	3 747	2 327	6 291	4 512
中西區 Central & Western	4 853	3 595	2 070	1 647	1 548	1 067	1 235	881
灣仔 Wan Chai	3 192	2 425	1 342	1 128	958	644	892	653
東區 Eastern	6 038	4 148	2 215	1 601	1 075	546	2 748	2 001
南區 Southern	2 162	1 410	580	363	166	70	1 416	977
九龍 Kowloon	37 659	28 601	12 398	9 694	7 747	5 136	17 514	13 771
深水埗 Sham Shui Po	8 341	6 565	3 024	2 371	1 589	999	3 728	3 195
油尖旺 Yau Tsim Mong	3 699	2 871	1 183	908	864	566	1 652	1 397
九龍城 Kowloon City	9 817	7 617	3 563	2 958	3 032	2 261	3 222	2 398
黃大仙 Wong Tai Sin	5 381	3 917	1 453	1 036	558	257	3 370	2 624
觀塘 Kwun Tong	10 421	7 631	3 175	2 421	1 704	1 053	5 542	4 157
新界 New Territories	68 450	54 119	25 855	20 803	15 020	9 761	27 575	23 555
荃灣 Tsuen Wan	5 754	4 058	2 209	1 566	1 722	955	1 823	1 537
屯門 Tuen Mun	9 718	7 709	3 910	3 303	2 182	1 426	3 626	2 980
元朗 Yuen Long	13 792	11 428	5 416	4 583	3 913	2 785	4 463	4 060
北區 North	7 289	6 205	2 684	2 249	1 345	1 026	3 260	2 930
大埔 Tai Po	4 466	3 773	1 556	1 311	898	575	2 012	1 887
沙田 Sha Tin	9 840	7 557	3 568	2 788	2 027	1 175	4 245	3 594
西貢 Sai Kung	6 376	4 919	2 492	1 995	1 183	709	2 701	2 215
離島 Islands	3 435	2 647	1 269	1 006	636	454	1 530	1 187
葵青 Kwai Tsing	7 780	5 823	2 751	2 002	1 114	656	3 915	3 165

- 註：
- (1) 數字反映2024年9月中的情況。
 - (2) 數字包括幼稚園暨幼兒中心的幼兒班、低班及高班。
 - (3) 有關學額的數字，並不包括空置課室及空置的幼兒中心部分。
 - (4) 學生人數包括非持有幼稚園入學註冊證但在參加幼稚園教育計劃的幼稚園（包括幼稚園暨幼兒中心）就讀的學生。
 - (5) 所有參加幼稚園教育計劃的幼稚園都是合資格的本地非牟利幼稚園。
 - (6) 學校分區按其校舍所在的區議會分區劃分。

- Notes:
- (1) Figures refer to the position as at mid-September 2024.
 - (2) Figures include nursery, lower and upper classes in kindergarten-cum-child care centres.
 - (3) Figures on accommodation do not include vacant classrooms and vacant child care centre portions.
 - (4) Figures on enrolment include students who are not holders of Registration Certificate for Kindergarten Admission but attend kindergartens (including kindergarten-cum-child care centres) joining the Kindergarten Education Scheme.
 - (5) All kindergartens joining the Kindergarten Education Scheme are eligible local non-profit-making kindergartens.
 - (6) School districts are delineated by the District Council districts of the school premises.

2.9 2024年幼稚園學生人數 — 按級別、性別及年齡統計
Student Enrolment in Kindergartens by Grade, Sex and Age, 2024

(A) 本地及非本地幼稚園
Local and Non-local Kindergartens

		年齡 Age				
級別 Grade	性別 Sex	所有歲數 All Ages	≤3	4	5	≥6
所有級別 All Grades		125 426	45 482	43 991	34 406	1 547
	男 Male	65 162	23 378	22 990	17 837	957
	女 Female	60 264	22 104	21 001	16 569	590
幼兒班 Nursery Class		37 079	36 545	530	4	-
	男 Male	19 174	18 836	**	**	-
	女 Female	17 905	17 709	**	**	-
低班 Lower Class		43 057	8 902	33 202	938	15
	男 Male	22 653	4 524	**	**	7
	女 Female	20 404	4 378	**	**	8
高班 Upper Class		45 290	35	10 259	33 464	1 532
	男 Male	23 335	18	5 136	17 231	950
	女 Female	21 955	17	5 123	16 233	582

註： (1) 數字反映2024年9月中的情況。
 (2) 數字包括幼稚園暨幼兒中心的幼兒班、低班及高班。
 ** 為使個別學生的資料得以保密，數字不予公布。

Notes: (1) Figures refer to the position as at mid-September 2024.
 (2) Figures include nursery, lower and upper classes in kindergarten-cum-child care centres.
 ** Figures are not released to safeguard confidentiality of information pertaining to individual students.

2.9 (續) 2024年幼稚園學生人數 — 按級別、性別及年齡統計
(Cont'd) Student Enrolment in Kindergartens by Grade, Sex and Age, 2024

(B) 本地幼稚園
Local Kindergartens

		年齡 Age				
級別 Grade	性別 Sex	所有歲數 All Ages	≤3	4	5	≥6
所有級別 All Grades		114 465	40 612	39 796	32 607	1 450
	男 Male	59 260	20 798	20 763	16 809	890
	女 Female	55 205	19 814	19 033	15 798	560
幼兒班 Nursery Class		32 985	32 553	**	**	-
	男 Male	16 973	16 699	**	**	-
	女 Female	16 012	15 854	**	**	-
低班 Lower Class		38 575	**	29 736	**	15
	男 Male	20 267	**	15 657	**	7
	女 Female	18 308	**	14 079	**	8
高班 Upper Class		42 905	**	**	31 837	1 435
	男 Male	22 020	**	**	16 302	883
	女 Female	20 885	**	**	15 535	552

註： (1) 數字反映2024年9月中的情況。
(2) 數字包括幼稚園暨幼兒中心的幼兒班、低班及高班。
** 為使個別學生的資料得以保密，數字不予公布。

Notes: (1) Figures refer to the position as at mid-September 2024.
(2) Figures include nursery, lower and upper classes in kindergarten-cum-child care centres.
** Figures are not released to safeguard confidentiality of information pertaining to individual students.

III
小學
Primary Schools

3.1 2014年至2024年小學開辦班數、學額、學生人數及重讀生人數 — 按級別統計
Operating Classes, Accommodation, Student Enrolment and Repeaters in Primary Schools by Grade, 2014-2024

級別	Grade		2014	2015	2016	2017	2018	2019	2020	2021	2022	2023	2024
所有級別 All Grades	班數	Classes	12 334	12 618	12 931	13 317	13 610	13 725	13 713	13 627	13 456	13 175	12 888
	學額	Accommodation	338 324	345 485	355 112	367 466	380 124	383 845	383 379	376 156	369 002	357 837	344 853
	學生人數	Enrolment	329 300	337 558	349 008	362 049	372 465	373 228	364 257	348 994	333 551	325 564	319 447
	重讀生人數	Repeaters	1 664	1 610	1 506	1 471	1 608	1 765	1 623	2 097	2 003	1 605	1 329
小一 Primary 1	班數	Classes	2 280	2 262	2 280	2 378	2 391	2 292	2 295	2 245	2 202	2 139	2 098
	學額	Accommodation	62 589	61 731	63 015	66 969	69 219	63 706	63 566	60 221	57 777	55 695	54 277
	學生人數	Enrolment	61 082	60 320	61 861	65 601	66 914	60 465	59 427	56 119	54 319	52 071	50 222
	重讀生人數	Repeaters	486	484	409	395	430	602	461	460	416	398	350
小二 Primary 2	班數	Classes	2 182	2 231	2 216	2 250	2 330	2 363	2 245	2 255	2 184	2 138	2 085
	學額	Accommodation	59 855	61 623	60 948	62 325	66 250	68 623	62 779	61 768	58 710	56 654	54 908
	學生人數	Enrolment	58 859	60 486	59 896	61 293	64 700	66 131	58 916	57 273	53 604	53 353	51 877
	重讀生人數	Repeaters	340	337	323	321	346	348	419	449	451	254	254
小三 Primary 3	班數	Classes	2 057	2 182	2 232	2 222	2 258	2 342	2 351	2 232	2 243	2 165	2 130
	學額	Accommodation	56 331	59 673	61 696	60 972	62 553	66 511	68 170	61 680	61 386	58 367	56 626
	學生人數	Enrolment	54 972	58 931	60 735	60 111	61 238	64 804	64 603	57 037	54 880	53 371	53 743
	重讀生人數	Repeaters	272	249	260	275	288	273	304	517	382	316	208
小四 Primary 4	班數	Classes	1 967	2 061	2 180	2 226	2 225	2 269	2 335	2 337	2 224	2 227	2 163
	學額	Accommodation	53 880	56 346	59 639	61 544	61 066	62 665	65 990	66 855	61 247	60 828	58 258
	學生人數	Enrolment	52 494	55 203	59 292	61 098	60 351	61 436	63 303	62 072	54 980	54 747	54 287
	重讀生人數	Repeaters	378	320	324	315	359	323	304	428	503	387	366
小五 Primary 5	班數	Classes	1 929	1 966	2 063	2 184	2 229	2 235	2 260	2 312	2 316	2 204	2 218
	學額	Accommodation	52 840	53 732	56 277	59 597	61 631	61 041	62 096	64 555	66 086	60 621	60 486
	學生人數	Enrolment	50 945	52 445	55 240	59 178	60 829	60 283	59 631	60 158	58 947	54 591	55 101
	重讀生人數	Repeaters	170	207	162	155	154	190	105	229	216	230	127
小六 Primary 6	班數	Classes	1 918	1 916	1 960	2 057	2 177	2 224	2 227	2 244	2 287	2 303	2 194
	學額	Accommodation	52 829	52 380	53 537	56 059	59 405	61 299	60 778	61 077	63 796	65 672	60 298
	學生人數	Enrolment	50 948	50 173	51 984	54 768	58 433	60 109	58 377	56 335	56 821	57 431	54 217
	重讀生人數	Repeaters	18	13	28	10	31	29	30	14	35	20	24

註： (1) 2020年數字反映10月中的情況，其餘則為該年9月中的情況。
(2) 數字包括普通小學，但不包括特殊學校。
(3) 在很少數的非公營學校中，開辦班數涉及少數的混合班，即一班內有不同級別的學生於同一課室上課。於計算每所學校總班數時，混合班只會視作一班計算。當計算按級別劃分的班數時，混合班會根據不同級別學生人數的比例分拆，並按四捨五入以整數表列。因此，個別級別的開辦班數合計起來可能與學校的總班數不同。
(4) 學額數字指有關學校的預設學位數目。

Notes: (1) Figures for 2020 refer to the position as at mid-October, and others refer to the position as at mid-September of the respective years.
(2) Figures include ordinary primary schools, but not special schools.
(3) Figures on operating classes in a very small number of non-public sector schools involve a small number of combined classes, i.e. classes operated in the same classroom comprising students of different grades. When counting the total number of classes in a school, a combined class is treated as one class. When counting the number of classes broken down by grade, a combined class is split into different classes in proportion to the number of students from each grade and the numbers are rounded to the nearest integer. Accordingly, figures on operating classes for individual grades may not add up to the total number of classes in schools.
(4) Figures on accommodation refer to the planned number of school places offered by the schools concerned.

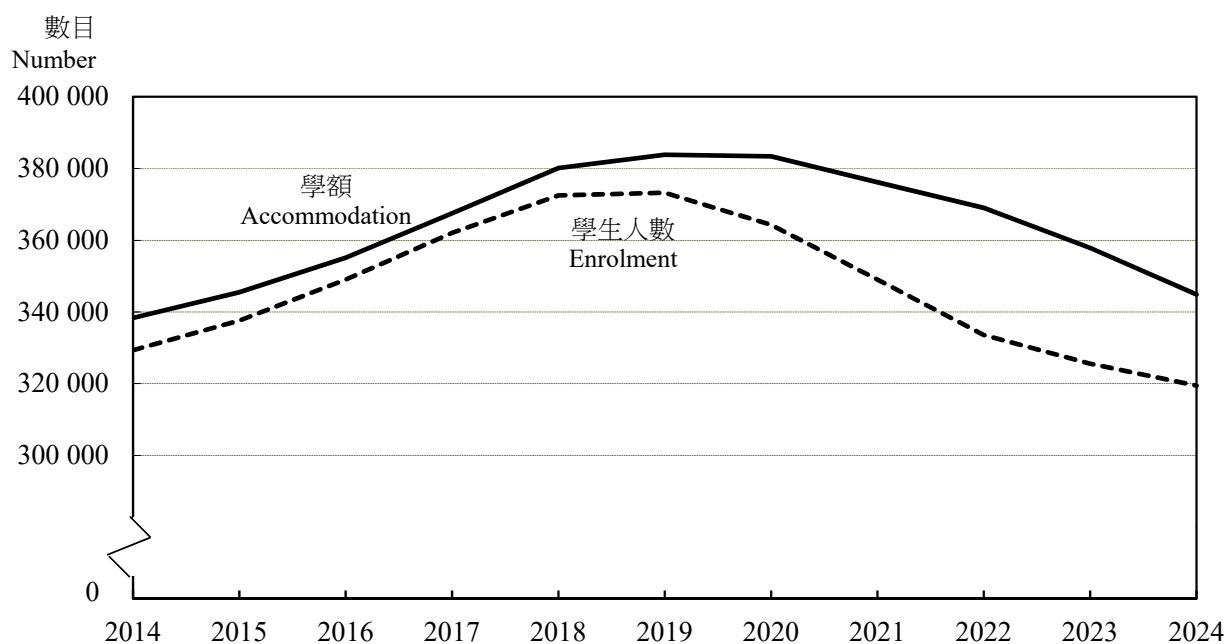
3.2 2014年至2024年小學開辦班數、學額、學生人數及重讀生人數 — 按學校類別統計
Operating Classes, Accommodation, Student Enrolment and Repeaters in Primary Schools by Sector, 2014-2024

學校類別 Sector			2014	2015	2016	2017	2018	2019	2020	2021	2022	2023	2024
各類學校合計 All Sectors	班數	Classes	12 334	12 618	12 931	13 317	13 610	13 725	13 713	13 627	13 456	13 175	12 888
	學額	Accommodation	338 324	345 485	355 112	367 466	380 124	383 845	383 379	376 156	369 002	357 837	344 853
	學生人數	Enrolment	329 300	337 558	349 008	362 049	372 465	373 228	364 257	348 994	333 551	325 564	319 447
	重讀生人數	Repeaters	1 664	1 610	1 506	1 471	1 608	1 765	1 623	2 097	2 003	1 605	1 329
官立 Government	班數	Classes	819	832	843	856	864	859	851	830	807	787	750
	學額	Accommodation	21 172	21 452	21 777	22 380	23 059	23 098	22 971	22 478	21 821	20 996	19 541
	學生人數	Enrolment	21 131	21 466	22 000	22 618	23 159	23 043	22 393	21 084	19 750	18 846	17 996
	重讀生人數	Repeaters	67	75	56	51	49	57	98	107	99	60	64
資助 Aided	班數	Classes	9 168	9 394	9 639	9 930	10 138	10 184	10 164	10 089	9 995	9 741	9 488
	學額	Accommodation	243 822	249 577	256 939	266 776	275 797	278 027	277 550	275 103	270 083	260 566	248 661
	學生人數	Enrolment	245 022	251 540	260 482	270 839	278 732	278 030	270 930	258 571	246 900	238 829	232 309
	重讀生人數	Repeaters	1 137	1 037	972	965	1 005	1 144	1 245	1 632	1 471	1 209	963
直接資助計劃 DSS	班數	Classes	510	515	518	525	526	532	534	536	537	538	538
	學額	Accommodation	15 909	15 862	16 125	16 173	16 413	16 432	16 503	16 568	16 513	16 605	16 692
	學生人數	Enrolment	14 839	15 120	15 326	15 590	15 759	15 935	15 918	15 744	15 544	15 803	16 031
	重讀生人數	Repeaters	101	117	113	101	116	140	113	135	116	96	67
國際 International	班數	Classes	868	871	887	919	945	960	964	971	960	952	955
	學額	Accommodation	22 326	22 430	22 940	23 803	24 664	25 012	24 993	25 167	25 102	24 812	24 920
	學生人數	Enrolment	20 193	20 439	21 093	21 912	22 720	23 156	22 783	22 933	22 143	22 610	22 784
	重讀生人數	Repeaters	65	42	52	72	85	60	36	11	55	29	21
其他私立 Other Private	班數	Classes	969	1 006	1 044	1 087	1 137	1 190	1 200	1 201	1 157	1 157	1 157
	學額	Accommodation	35 095	36 164	37 331	38 334	40 191	41 276	41 362	36 840	35 483	34 858	35 039
	學生人數	Enrolment	28 115	28 993	30 107	31 090	32 095	33 064	32 233	30 662	29 214	29 476	30 327
	重讀生人數	Repeaters	294	339	313	282	353	364	131	212	262	211	214

註： (1) 2020年數字反映10月中的情況，其餘則為該年9月中的情況。
(2) 數字包括普通小學，但不包括特殊學校。
(3) 學額數字指有關學校的預設學位數目。
(4) 部分非公營學校開辦非本地正規課程。

Notes: (1) Figures for 2020 refer to the position as at mid-October, and others refer to the position as at mid-September of the respective years.
(2) Figures include ordinary primary schools, but not special schools.
(3) Figures on accommodation refer to the planned number of school places offered by the schools concerned.
(4) Some of the non-public sector schools operate non-local formal curriculum courses.

圖 9 2014年至2024年小學學額及學生人數
Chart 9 Accommodation and Student Enrolment in Primary Schools, 2014-2024

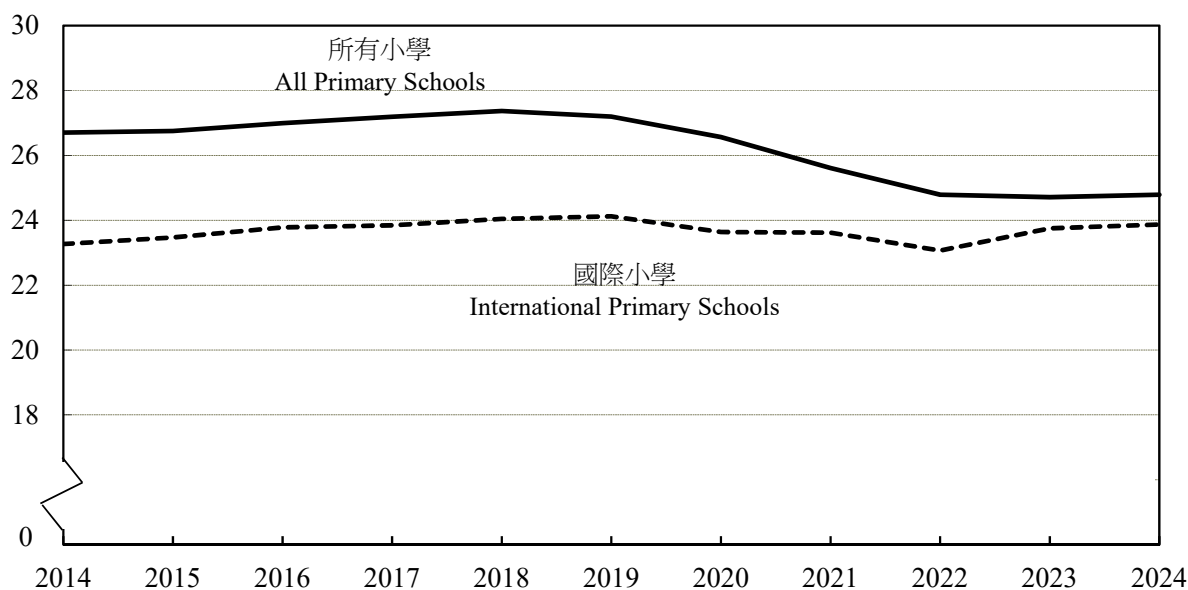


註：
 (1) 2020年數字反映10月中的情況，其餘則為該年9月中的情況。
 (2) 數字包括普通小學，但不包括特殊學校。
 (3) 學額數字指有關學校的預設學位數目。

Notes:
 (1) Figures for 2020 refer to the position as at mid-October, and others refer to the position as at mid-September of the respective years.
 (2) Figures include ordinary primary schools, but not special schools.
 (3) Figures on accommodation refer to the planned number of school places offered by the schools concerned.

圖 10 2014年至2024年小學每班平均人數
Chart 10 Average Class Size in Primary Schools, 2014-2024

每班平均人數
Average Class Size



註：
(1) 2020年數字反映10月中的情況，其餘則為該年9月中的情況。
(2) 數字包括普通小學，但不包括特殊學校。

Notes:
(1) Figures for 2020 refer to the position as at mid-October, and others refer to the position as at mid-September of the respective years.
(2) Figures include ordinary primary schools, but not special schools.

3.3 2024年小學開辦班數、學額、學生人數及重讀生人數 — 按學校類別及級別統計
Operating Classes, Accommodation, Student Enrolment and Repeaters in Primary Schools by Sector and Grade, 2024

學校類別 Sector			所有級別 All Grades	小一 P1	小二 P2	小三 P3	小四 P4	小五 P5	小六 P6
各類學校合計 All Sectors	班數	Classes	12 888	2 098	2 085	2 130	2 163	2 218	2 194
	學額	Accommodation	344 853	54 277	54 908	56 626	58 258	60 486	60 298
	學生人數	Enrolment	319 447	50 222	51 877	53 743	54 287	55 101	54 217
	重讀生人數	Repeaters	1 329	350	254	208	366	127	24
官立 Government	班數	Classes	750	115	124	122	124	131	134
	學額	Accommodation	19 541	2 925	3 135	3 158	3 242	3 483	3 598
	學生人數	Enrolment	17 996	2 598	2 945	2 937	3 040	3 234	3 242
	重讀生人數	Repeaters	64	14	12	11	21	6	-
資助 Aided	班數	Classes	9 488	1 487	1 516	1 567	1 606	1 663	1 649
	學額	Accommodation	248 661	37 325	38 730	40 580	42 476	44 759	44 791
	學生人數	Enrolment	232 309	35 186	37 163	39 010	39 782	40 752	40 416
	重讀生人數	Repeaters	963	235	204	150	292	77	5
直接資助計劃 DSS	班數	Classes	538	91	91	91	91	84	90
	學額	Accommodation	16 692	2 815	2 815	2 820	2 820	2 617	2 805
	學生人數	Enrolment	16 031	2 758	2 755	2 772	2 713	2 482	2 551
	重讀生人數	Repeaters	67	33	8	8	6	9	3
國際 International	班數	Classes	955	194	155	152	152	148	153
	學額	Accommodation	24 920	4 815	4 161	4 025	4 020	3 913	3 986
	學生人數	Enrolment	22 784	4 176	3 685	3 743	3 756	3 696	3 728
	重讀生人數	Repeaters	21	6	3	2	2	3	5
其他私立 Other Private	班數	Classes	1 157	211	198	198	190	192	168
	學額	Accommodation	35 039	6 397	6 067	6 043	5 700	5 714	5 118
	學生人數	Enrolment	30 327	5 504	5 329	5 281	4 996	4 937	4 280
	重讀生人數	Repeaters	214	62	27	37	45	32	11

- 註： (1) 數字反映2024年9月中的情況。
(2) 數字包括普通小學，但不包括特殊學校。
(3) 在很少數的非公營學校中，開辦班數涉及少數的混合班，即一班內有不同級別的學生於同一課室上課。於計算每所學校總班數時，混合班只會視作一班計算。當計算按級別劃分的班數時，混合班會根據不同級別學生人數的比例分拆，並按四捨五入以整數表列。因此，個別級別的開辦班數合計起來可能與學校的總班數不同。
(4) 學額數字指有關學校的預設學位數目。
(5) 部分非公營學校開辦非本地正規課程。
(6) 國際及其他私立學校小一級別的數字涵蓋預備班。

- Notes: (1) Figures refer to the position as at mid-September 2024.
(2) Figures include ordinary primary schools, but not special schools.
(3) Figures on operating classes in a very small number of non-public sector schools involve a small number of combined classes, i.e. classes operated in the same classroom comprising students of different grades. When counting the total number of classes in a school, a combined class is treated as one class. When counting the number of classes broken down by grade, a combined class is split into different classes in proportion to the number of students from each grade and the numbers are rounded to the nearest integer. Accordingly, figures on operating classes for individual grades may not add up to the total number of classes in schools.
(4) Figures on accommodation refer to the planned number of school places offered by the schools concerned.
(5) Some of the non-public sector schools operate non-local formal curriculum courses.
(6) Figures for Primary 1 in international and other private schools cover preparatory classes.

3.4

2024年小學開辦班數、學額及學生人數 — 按學校宗教背景統計
Operating Classes, Accommodation and Student Enrolment in Primary Schools by Religious Background of School, 2024

學校宗教背景 Religious Background of School		班數 Classes	學額 Accommodation	學生人數 Enrolment
所有學校	All	12 888	344 853	319 447
無宗教	No Religion	5 520	144 934	133 572
基督教	Christianity/Protestantism	4 305	117 444	109 659
天主教	Catholicism	2 402	65 970	61 287
佛教	Buddhism	337	8 547	7 877
道教	Taoism	195	4 885	4 484
儒釋道三教	Confucianism, Buddhism and Taoism	82	1 975	1 760
其他	Others	47	1 098	808

註：
(1) 數字反映2024年9月中的情況。
(2) 數字包括普通小學，但不包括特殊學校。
(3) 學額數字指有關學校的預設學位數目。

Notes:
(1) Figures refer to the position as at mid-September 2024.
(2) Figures include ordinary primary schools, but not special schools.
(3) Figures on accommodation refer to the planned number of school places offered by the schools concerned.

3.5

2024年小學開辦班數 — 按分區及級別統計

Operating Classes in Primary Schools by District and Grade, 2024

(A)

所有學校

All Schools

分區		所有級別	小一	小二	小三	小四	小五	小六
District		All Grades	P1	P2	P3	P4	P5	P6
所有分區	All Districts	12 888	2 098	2 085	2 130	2 163	2 218	2 194
香港島	Hong Kong Island	2 254	384	359	369	380	385	377
中西區	Central & Western	416	64	66	72	72	71	71
灣仔	Wan Chai	471	77	75	79	79	81	79
東區	Eastern	763	131	119	119	128	131	135
南區	Southern	604	111	98	99	101	102	92
九龍	Kowloon	4 022	657	654	665	675	692	680
深水埗	Sham Shui Po	783	132	131	129	131	136	124
油尖旺	Yau Tsim Mong	505	80	80	83	85	88	89
九龍城	Kowloon City	1 170	201	193	194	196	195	192
黃大仙	Wong Tai Sin	606	92	94	98	103	109	110
觀塘	Kwun Tong	958	152	156	161	160	164	165
新界	New Territories	6 612	1 057	1 072	1 095	1 108	1 142	1 138
荃灣	Tsuen Wan	442	70	72	73	76	75	76
屯門	Tuen Mun	887	140	143	146	147	154	157
元朗	Yuen Long	1 175	190	192	197	195	202	199
北區	North	655	102	106	108	109	115	115
大埔	Tai Po	569	93	93	93	96	96	98
沙田	Sha Tin	1 112	172	182	186	189	194	189
西貢	Sai Kung	754	124	122	123	126	129	130
離島	Islands	340	60	54	54	55	58	59
葵青	Kwai Tsing	678	106	108	115	115	119	115

註：

(1) 數字反映2024年9月中的情況。

(2) 數字包括普通小學，但不包括特殊學校。

(3) 在很少數的非公營學校中，數字涉及少數的混合班，即一班內有不同級別的學生於同一課室上課。於計算每所學校總班數時，混合班只會視作一班計算。當計算按級別劃分的班數時，混合班會根據不同級別學生人數的比例分拆，並按四捨五入以整數表列。因此，個別級別的開辦班數合計起來可能與學校的總班數不同。

(4) 學校分區按其校舍所在的區議會分區劃分。

Notes:

(1) Figures refer to the position as at mid-September 2024.

(2) Figures include ordinary primary schools, but not special schools.

(3) Figures in a very small number of non-public sector schools involve a small number of combined classes, i.e. classes operated in the same classroom comprising students of different grades. When counting the total number of classes in a school, a combined class is treated as one class. When counting the number of classes broken down by grade, a combined class is split into different classes in proportion to the number of students from each grade and the numbers are rounded to the nearest integer. Accordingly, figures on operating classes for individual grades may not add up to the total number of classes in schools.

(4) School districts are delineated by the District Council districts of the school premises.

3.5 (續) 2024年小學開辦班數 — 按分區及級別統計
(Cont'd) Operating Classes in Primary Schools by District and Grade, 2024

(B) 公營及直接資助計劃學校
Public Sector and DSS Schools

分區 District		所有級別 All Grades	小一 P1	小二 P2	小三 P3	小四 P4	小五 P5	小六 P6
所有分區	All Districts	10 776	1 693	1 731	1 780	1 821	1 878	1 873
香港島	Hong Kong Island	1 421	222	219	233	243	250	254
中西區	Central & Western	289	45	44	48	50	51	51
灣仔	Wan Chai	293	49	43	48	50	51	52
東區	Eastern	602	94	96	97	102	105	108
南區	Southern	237	34	36	40	41	43	43
九龍	Kowloon	3 208	504	518	528	544	559	555
深水埗	Sham Shui Po	578	92	96	95	97	101	97
油尖旺	Yau Tsim Mong	461	73	73	75	78	80	82
九龍城	Kowloon City	755	122	122	124	129	129	129
黃大仙	Wong Tai Sin	536	79	83	87	92	98	97
觀塘	Kwun Tong	878	138	144	147	148	151	150
新界	New Territories	6 147	967	994	1 019	1 034	1 069	1 064
荃灣	Tsuen Wan	442	70	72	73	76	75	76
屯門	Tuen Mun	854	135	138	141	142	149	149
元朗	Yuen Long	1 131	180	184	189	189	196	193
北區	North	655	102	106	108	109	115	115
大埔	Tai Po	470	72	76	77	81	81	83
沙田	Sha Tin	1 011	155	165	169	172	177	173
西貢	Sai Kung	637	101	103	105	106	110	112
離島	Islands	269	46	42	42	44	47	48
葵青	Kwai Tsing	678	106	108	115	115	119	115

- 註：
- (1) 數字反映2024年9月中的情況。
 - (2) 數字包括普通小學，但不包括特殊學校。
 - (3) 在很少數的非公營學校中，數字涉及少數的混合班，即一班內有不同級別的學生於同一課室上課。於計算每所學校總班數時，混合班只會視作一班計算。當計算按級別劃分的班數時，混合班會根據不同級別學生人數的比例分拆，並按四捨五入以整數表列。因此，個別級別的開辦班數合計起來可能與學校的總班數不同。
 - (4) 學校分區按其校舍所在的區議會分區劃分。

- Notes:
- (1) Figures refer to the position as at mid-September 2024.
 - (2) Figures include ordinary primary schools, but not special schools.
 - (3) Figures in a very small number of non-public sector schools involve a small number of combined classes, i.e. classes operated in the same classroom comprising students of different grades. When counting the total number of classes in a school, a combined class is treated as one class. When counting the number of classes broken down by grade, a combined class is split into different classes in proportion to the number of students from each grade and the numbers are rounded to the nearest integer. Accordingly, figures on operating classes for individual grades may not add up to the total number of classes in schools.
 - (4) School districts are delineated by the District Council districts of the school premises.

3.5 (續) 2024年小學開辦班數 — 按分區及級別統計
(Cont'd) Operating Classes in Primary Schools by District and Grade, 2024

(C) 國際及其他私立學校
International and Other Private Schools

分區 District		所有級別 All Grades	小一 P1	小二 P2	小三 P3	小四 P4	小五 P5	小六 P6
所有分區	All Districts	2 112	405	354	350	342	340	321
香港島	Hong Kong Island	833	162	140	136	137	135	123
中西區	Central & Western	127	19	22	24	22	20	20
灣仔	Wan Chai	178	28	32	31	29	30	27
東區	Eastern	161	37	23	22	26	26	27
南區	Southern	367	77	62	59	60	59	49
九龍	Kowloon	814	153	136	137	131	133	125
深水埗	Sham Shui Po	205	40	35	34	34	35	27
油尖旺	Yau Tsim Mong	44	7	7	8	7	8	7
九龍城	Kowloon City	415	79	71	70	67	66	63
黃大仙	Wong Tai Sin	70	13	11	11	11	11	13
觀塘	Kwun Tong	80	14	12	14	12	13	15
新界	New Territories	465	90	78	76	74	73	74
荃灣	Tsuen Wan	-	-	-	-	-	-	-
屯門	Tuen Mun	33	5	5	5	5	5	8
元朗	Yuen Long	44	10	8	8	6	6	6
北區	North	-	-	-	-	-	-	-
大埔	Tai Po	99	21	17	16	15	15	15
沙田	Sha Tin	101	17	17	17	17	17	16
西貢	Sai Kung	117	23	19	18	20	19	18
離島	Islands	71	14	12	12	11	11	11
葵青	Kwai Tsing	-	-	-	-	-	-	-

- 註：
- (1) 數字反映2024年9月中的情況。
 - (2) 數字包括普通小學，但不包括特殊學校。
 - (3) 在很少數的非公營學校中，數字涉及少數的混合班，即一班內有不同級別的學生於同一課室上課。於計算每所學校總班數時，混合班只會視作一班計算。當計算按級別劃分的班數時，混合班會根據不同級別學生人數的比例分拆，並按四捨五入以整數表列。因此，個別級別的開辦班數合計起來可能與學校的總班數不同。
 - (4) 部分非公營學校開辦非本地正規課程。
 - (5) 學校分區按其校舍所在的區議會分區劃分。
 - (6) 國際及其他私立學校小一級別的數字涵蓋預備班。

- Notes:
- (1) Figures refer to the position as at mid-September 2024.
 - (2) Figures include ordinary primary schools, but not special schools.
 - (3) Figures in a very small number of non-public sector schools involve a small number of combined classes, i.e. classes operated in the same classroom comprising students of different grades. When counting the total number of classes in a school, a combined class is treated as one class. When counting the number of classes broken down by grade, a combined class is split into different classes in proportion to the number of students from each grade and the numbers are rounded to the nearest integer. Accordingly, figures on operating classes for individual grades may not add up to the total number of classes in schools.
 - (4) Some of the non-public sector schools operate non-local formal curriculum courses.
 - (5) School districts are delineated by the District Council districts of the school premises.
 - (6) Figures for Primary 1 in international and other private schools cover preparatory classes.

3.6

2024年小學學額 — 按分區及級別統計

Accommodation in Primary Schools by District and Grade, 2024

(A)

所有學校

All Schools

分區		所有級別	小一	小二	小三	小四	小五	小六
District		All Grades	P1	P2	P3	P4	P5	P6
所有分區	All Districts	344 853	54 277	54 908	56 626	58 258	60 486	60 298
香港島	Hong Kong Island	60 999	9 955	9 698	9 965	10 407	10 606	10 368
中西區	Central & Western	11 636	1 720	1 892	2 023	2 033	1 984	1 984
灣仔	Wan Chai	13 322	2 149	2 154	2 231	2 268	2 285	2 235
東區	Eastern	20 761	3 331	3 114	3 267	3 552	3 717	3 780
南區	Southern	15 280	2 755	2 538	2 444	2 554	2 620	2 369
九龍	Kowloon	111 556	17 742	17 906	18 443	18 738	19 476	19 251
深水埗	Sham Shui Po	22 797	3 755	3 725	3 821	3 864	3 982	3 650
油尖旺	Yau Tsim Mong	14 186	2 177	2 252	2 312	2 381	2 519	2 545
九龍城	Kowloon City	33 308	5 632	5 550	5 583	5 533	5 498	5 512
黃大仙	Wong Tai Sin	15 902	2 392	2 451	2 576	2 701	2 876	2 906
觀塘	Kwun Tong	25 363	3 786	3 928	4 151	4 259	4 601	4 638
新界	New Territories	172 298	26 580	27 304	28 218	29 113	30 404	30 679
荃灣	Tsuen Wan	12 089	1 700	1 915	1 990	2 080	2 154	2 250
屯門	Tuen Mun	22 416	3 462	3 638	3 657	3 781	3 910	3 968
元朗	Yuen Long	30 269	4 733	4 894	5 056	5 044	5 302	5 240
北區	North	16 520	2 525	2 575	2 675	2 725	2 975	3 045
大埔	Tai Po	14 798	2 382	2 431	2 414	2 509	2 507	2 555
沙田	Sha Tin	30 565	4 503	4 678	4 968	5 182	5 588	5 646
西貢	Sai Kung	19 474	3 165	3 147	3 210	3 272	3 299	3 381
離島	Islands	8 508	1 486	1 327	1 349	1 391	1 465	1 490
葵青	Kwai Tsing	17 659	2 624	2 699	2 899	3 129	3 204	3 104

註：

(1) 數字反映2024年9月中的情況。

(2) 數字包括普通小學，但不包括特殊學校。

(3) 學額數字指有關學校的預設學位數目。

(4) 學校分區按其校舍所在的區議會分區劃分。

Notes:

(1) Figures refer to the position as at mid-September 2024.

(2) Figures include ordinary primary schools, but not special schools.

(3) Figures on accommodation refer to the planned number of school places offered by the schools concerned.

(4) School districts are delineated by the District Council districts of the school premises.

3.6 (續) 2024年小學學額 — 按分區及級別統計
(Cont'd) Accommodation in Primary Schools by District and Grade, 2024

(B) 公營及直接資助計劃學校
Public Sector and DSS Schools

分區 District		所有級別 All Grades	小一 P1	小二 P2	小三 P3	小四 P4	小五 P5	小六 P6
所有分區	All Districts	284 894	43 065	44 680	46 558	48 538	50 859	51 194
香港島	Hong Kong Island	37 979	5 643	5 763	6 188	6 588	6 852	6 945
中西區	Central & Western	7 750	1 125	1 210	1 285	1 360	1 385	1 385
灣仔	Wan Chai	7 750	1 250	1 160	1 260	1 335	1 360	1 385
東區	Eastern	16 302	2 381	2 456	2 651	2 826	2 955	3 033
南區	Southern	6 177	887	937	992	1 067	1 152	1 142
九龍	Kowloon	86 491	13 085	13 635	14 148	14 742	15 455	15 426
深水埗	Sham Shui Po	16 619	2 551	2 651	2 769	2 856	2 953	2 839
油尖旺	Yau Tsim Mong	12 757	1 940	2 015	2 065	2 165	2 272	2 300
九龍城	Kowloon City	20 657	3 287	3 337	3 387	3 512	3 512	3 622
黃大仙	Wong Tai Sin	13 225	1 900	2 025	2 150	2 275	2 450	2 425
觀塘	Kwun Tong	23 233	3 407	3 607	3 777	3 934	4 268	4 240
新界	New Territories	160 424	24 337	25 282	26 222	27 208	28 552	28 823
荃灣	Tsuen Wan	12 089	1 700	1 915	1 990	2 080	2 154	2 250
屯門	Tuen Mun	21 732	3 357	3 527	3 552	3 672	3 802	3 822
元朗	Yuen Long	29 224	4 504	4 689	4 839	4 910	5 172	5 110
北區	North	16 520	2 525	2 575	2 675	2 725	2 975	3 045
大埔	Tai Po	12 055	1 820	1 945	1 970	2 085	2 090	2 145
沙田	Sha Tin	27 896	4 055	4 230	4 520	4 730	5 146	5 215
西貢	Sai Kung	16 589	2 627	2 677	2 752	2 777	2 829	2 927
離島	Islands	6 660	1 125	1 025	1 025	1 100	1 180	1 205
葵青	Kwai Tsing	17 659	2 624	2 699	2 899	3 129	3 204	3 104

註： (1) 數字反映2024年9月中的情況。
(2) 數字包括普通小學，但不包括特殊學校。
(3) 學額數字指有關學校的預設學位數目。
(4) 學校分區按其校舍所在的區議會分區劃分。

Notes: (1) Figures refer to the position as at mid-September 2024.
(2) Figures include ordinary primary schools, but not special schools.
(3) Figures on accommodation refer to the planned number of school places offered by the schools concerned.
(4) School districts are delineated by the District Council districts of the school premises.

3.6 (續) 2024年小學學額 — 按分區及級別統計
(Cont'd) Accommodation in Primary Schools by District and Grade, 2024

(C) 國際及其他私立學校
International and Other Private Schools

分區 District		所有級別 All Grades	小一 P1	小二 P2	小三 P3	小四 P4	小五 P5	小六 P6
所有分區	All Districts	59 959	11 212	10 228	10 068	9 720	9 627	9 104
香港島	Hong Kong Island	23 020	4 312	3 935	3 777	3 819	3 754	3 423
中西區	Central & Western	3 886	595	682	738	673	599	599
灣仔	Wan Chai	5 572	899	994	971	933	925	850
東區	Eastern	4 459	950	658	616	726	762	747
南區	Southern	9 103	1 868	1 601	1 452	1 487	1 468	1 227
九龍	Kowloon	25 065	4 657	4 271	4 295	3 996	4 021	3 825
深水埗	Sham Shui Po	6 178	1 204	1 074	1 052	1 008	1 029	811
油尖旺	Yau Tsim Mong	1 429	237	237	247	216	247	245
九龍城	Kowloon City	12 651	2 345	2 213	2 196	2 021	1 986	1 890
黃大仙	Wong Tai Sin	2 677	492	426	426	426	426	481
觀塘	Kwun Tong	2 130	379	321	374	325	333	398
新界	New Territories	11 874	2 243	2 022	1 996	1 905	1 852	1 856
荃灣	Tsuen Wan	-	-	-	-	-	-	-
屯門	Tuen Mun	684	105	111	105	109	108	146
元朗	Yuen Long	1 045	229	205	217	134	130	130
北區	North	-	-	-	-	-	-	-
大埔	Tai Po	2 743	562	486	444	424	417	410
沙田	Sha Tin	2 669	448	448	448	452	442	431
西貢	Sai Kung	2 885	538	470	458	495	470	454
離島	Islands	1 848	361	302	324	291	285	285
葵青	Kwai Tsing	-	-	-	-	-	-	-

- 註：
- (1) 數字反映2024年9月中的情況。
 - (2) 數字包括普通小學，但不包括特殊學校。
 - (3) 學額數字指有關學校的預設學位數目。
 - (4) 部分非公營學校開辦非本地正規課程。
 - (5) 學校分區按其校舍所在的區議會分區劃分。
 - (6) 國際及其他私立學校小一級別的數字涵蓋預備班。

- Notes:
- (1) Figures refer to the position as at mid-September 2024.
 - (2) Figures include ordinary primary schools, but not special schools.
 - (3) Figures on accommodation refer to the planned number of school places offered by the schools concerned.
 - (4) Some of the non-public sector schools operate non-local formal curriculum courses.
 - (5) School districts are delineated by the District Council districts of the school premises.
 - (6) Figures for Primary 1 in international and other private schools cover preparatory classes.

3.7

2024年小學學生人數 — 按分區及級別統計

Student Enrolment in Primary Schools by District and Grade, 2024

(A)

所有學校

All Schools

分區		所有級別	小一	小二	小三	小四	小五	小六
District		All Grades	P1	P2	P3	P4	P5	P6
所有分區	All Districts	319 447	50 222	51 877	53 743	54 287	55 101	54 217
香港島	Hong Kong Island	55 110	9 046	9 033	9 227	9 417	9 378	9 009
中西區	Central & Western	10 192	1 577	1 714	1 793	1 770	1 698	1 640
灣仔	Wan Chai	12 252	1 984	2 076	2 109	2 082	2 031	1 970
東區	Eastern	18 670	3 017	2 926	3 023	3 187	3 271	3 246
南區	Southern	13 996	2 468	2 317	2 302	2 378	2 378	2 153
九龍	Kowloon	103 967	16 319	16 860	17 531	17 605	18 111	17 541
深水埗	Sham Shui Po	21 535	3 504	3 525	3 637	3 577	3 811	3 481
油尖旺	Yau Tsim Mong	13 258	2 034	2 151	2 240	2 252	2 316	2 265
九龍城	Kowloon City	31 189	5 227	5 267	5 366	5 235	5 090	5 004
黃大仙	Wong Tai Sin	14 316	2 105	2 238	2 345	2 454	2 601	2 573
觀塘	Kwun Tong	23 669	3 449	3 679	3 943	4 087	4 293	4 218
新界	New Territories	160 370	24 857	25 984	26 985	27 265	27 612	27 667
荃灣	Tsuen Wan	11 353	1 644	1 840	1 906	1 939	2 010	2 014
屯門	Tuen Mun	21 209	3 279	3 489	3 560	3 615	3 620	3 646
元朗	Yuen Long	27 715	4 465	4 604	4 793	4 586	4 719	4 548
北區	North	16 486	2 476	2 562	2 690	2 726	2 929	3 103
大埔	Tai Po	13 757	2 168	2 313	2 324	2 389	2 309	2 254
沙田	Sha Tin	28 570	4 275	4 513	4 779	4 891	5 048	5 064
西貢	Sai Kung	16 945	2 769	2 862	2 889	2 843	2 735	2 847
離島	Islands	7 753	1 323	1 212	1 238	1 296	1 339	1 345
葵青	Kwai Tsing	16 582	2 458	2 589	2 806	2 980	2 903	2 846

註：

(1) 數字反映2024年9月中的情況。

(2) 數字包括普通小學，但不包括特殊學校。

(3) 學校分區按其校舍所在的區議會分區劃分。

Notes:

(1) Figures refer to the position as at mid-September 2024.

(2) Figures include ordinary primary schools, but not special schools.

(3) School districts are delineated by the District Council districts of the school premises.

3.7 (續) 2024年小學學生人數 — 按分區及級別統計
(Cont'd) Student Enrolment in Primary Schools by District and Grade, 2024

(B) 公營及直接資助計劃學校
Public Sector and DSS Schools

分區 District		所有級別 All Grades	小一 P1	小二 P2	小三 P3	小四 P4	小五 P5	小六 P6
所有分區	All Districts	266 336	40 542	42 863	44 719	45 535	46 468	46 209
香港島	Hong Kong Island	34 433	5 236	5 563	5 757	5 950	5 980	5 947
中西區	Central & Western	7 037	1 111	1 184	1 183	1 222	1 187	1 150
灣仔	Wan Chai	7 412	1 170	1 197	1 247	1 267	1 266	1 265
東區	Eastern	14 587	2 176	2 337	2 430	2 514	2 560	2 570
南區	Southern	5 397	779	845	897	947	967	962
九龍	Kowloon	81 852	12 301	13 046	13 683	14 023	14 533	14 266
深水埗	Sham Shui Po	16 125	2 466	2 588	2 674	2 699	2 883	2 815
油尖旺	Yau Tsim Mong	11 873	1 817	1 922	2 011	2 036	2 067	2 020
九龍城	Kowloon City	19 684	3 141	3 242	3 357	3 357	3 321	3 266
黃大仙	Wong Tai Sin	12 160	1 711	1 870	2 003	2 108	2 244	2 224
觀塘	Kwun Tong	22 010	3 166	3 424	3 638	3 823	4 018	3 941
新界	New Territories	150 051	23 005	24 254	25 279	25 562	25 955	25 996
荃灣	Tsuen Wan	11 353	1 644	1 840	1 906	1 939	2 010	2 014
屯門	Tuen Mun	20 504	3 169	3 375	3 451	3 502	3 504	3 503
元朗	Yuen Long	27 106	4 342	4 509	4 668	4 491	4 629	4 467
北區	North	16 486	2 476	2 562	2 690	2 726	2 929	3 103
大埔	Tai Po	11 449	1 734	1 904	1 949	2 021	1 945	1 896
沙田	Sha Tin	25 958	3 830	4 076	4 345	4 454	4 615	4 638
西貢	Sai Kung	14 521	2 348	2 453	2 506	2 418	2 350	2 446
離島	Islands	6 092	1 004	946	958	1 031	1 070	1 083
葵青	Kwai Tsing	16 582	2 458	2 589	2 806	2 980	2 903	2 846

註： (1) 數字反映2024年9月中的情況。
(2) 數字包括普通小學，但不包括特殊學校。
(3) 學校分區按其校舍所在的區議會分區劃分。

Notes: (1) Figures refer to the position as at mid-September 2024.
(2) Figures include ordinary primary schools, but not special schools.
(3) School districts are delineated by the District Council districts of the school premises.

3.7 (續) 2024年小學學生人數 — 按分區及級別統計
(Cont'd) Student Enrolment in Primary Schools by District and Grade, 2024

(C) 國際及其他私立學校
International and Other Private Schools

分區 District		所有級別 All Grades	小一 P1	小二 P2	小三 P3	小四 P4	小五 P5	小六 P6
所有分區	All Districts	53 111	9 680	9 014	9 024	8 752	8 633	8 008
香港島	Hong Kong Island	20 677	3 810	3 470	3 470	3 467	3 398	3 062
中西區	Central & Western	3 155	466	530	610	548	511	490
灣仔	Wan Chai	4 840	814	879	862	815	765	705
東區	Eastern	4 083	841	589	593	673	711	676
南區	Southern	8 599	1 689	1 472	1 405	1 431	1 411	1 191
九龍	Kowloon	22 115	4 018	3 814	3 848	3 582	3 578	3 275
深水埗	Sham Shui Po	5 410	1 038	937	963	878	928	666
油尖旺	Yau Tsim Mong	1 385	217	229	229	216	249	245
九龍城	Kowloon City	11 505	2 086	2 025	2 009	1 878	1 769	1 738
黃大仙	Wong Tai Sin	2 156	394	368	342	346	357	349
觀塘	Kwun Tong	1 659	283	255	305	264	275	277
新界	New Territories	10 319	1 852	1 730	1 706	1 703	1 657	1 671
荃灣	Tsuen Wan	-	-	-	-	-	-	-
屯門	Tuen Mun	705	110	114	109	113	116	143
元朗	Yuen Long	609	123	95	125	95	90	81
北區	North	-	-	-	-	-	-	-
大埔	Tai Po	2 308	434	409	375	368	364	358
沙田	Sha Tin	2 612	445	437	434	437	433	426
西貢	Sai Kung	2 424	421	409	383	425	385	401
離島	Islands	1 661	319	266	280	265	269	262
葵青	Kwai Tsing	-	-	-	-	-	-	-

註： (1) 數字反映2024年9月中的情況。
(2) 數字包括普通小學，但不包括特殊學校。
(3) 部分非公營學校開辦非本地正規課程。
(4) 學校分區按其校舍所在的區議會分區劃分。
(5) 國際及其他私立學校小一級別的數字涵蓋預備班。

Notes: (1) Figures refer to the position as at mid-September 2024.
(2) Figures include ordinary primary schools, but not special schools.
(3) Some of the non-public sector schools operate non-local formal curriculum courses.
(4) School districts are delineated by the District Council districts of the school premises.
(5) Figures for Primary 1 in international and other private schools cover preparatory classes.

3.8 2024年小學學生人數 — 按級別、性別及年齡統計

Student Enrolment in Primary Schools by Grade, Sex and Age, 2024

		年齡 Age								
級別 Grade	性別 Sex	所有歲數 All Ages	≤ 6	7	8	9	10	11	12	≥ 13
所有級別 All Grades		319 447	61 604	52 093	52 851	54 231	52 388	39 909	5 557	814
	男 Male	165 604	31 370	26 861	27 291	28 168	27 063	21 129	3 235	487
	女 Female	153 843	30 234	25 232	25 560	26 063	25 325	18 780	2 322	327
小一	Primary 1	50 222	48 162	1 940	**	**	**	-	**	-
	男 Male	26 010	24 748	1 188	**	**	**	-	**	-
	女 Female	24 212	23 414	752	**	**	**	-	**	-
小二	Primary 2	51 877	13 006	36 261	2 392	195	**	**	**	**
	男 Male	26 830	6 407	18 856	1 421	129	**	**	**	**
	女 Female	25 047	6 599	17 405	971	66	**	**	**	**
小三	Primary 3	53 743	436	13 411	36 991	2 620	251	**	**	**
	男 Male	27 754	215	6 568	19 251	1 553	140	**	**	**
	女 Female	25 989	221	6 843	17 740	1 067	111	**	**	**
小四	Primary 4	54 287	-	**	12 899	37 047	3 343	448	65	**
	男 Male	28 258	-	**	6 314	19 423	1 969	256	43	**
	女 Female	26 029	-	**	6 585	17 624	1 374	192	22	**
小五	Primary 5	55 101	-	**	465	13 746	36 257	3 893	665	**
	男 Male	28 389	-	**	237	6 740	18 777	2 189	397	**
	女 Female	26 712	-	**	228	7 006	17 480	1 704	268	**
小六	Primary 6	54 217	-	-	**	**	12 514	35 534	4 824	732
	男 Male	28 363	-	-	**	**	6 162	18 659	2 792	431
	女 Female	25 854	-	-	**	**	6 352	16 875	2 032	301

註: (1) 數字反映2024年9月中的情況。
 (2) 數字包括普通小學，但不包括特殊學校。
 ** 為使個別學生的資料得以保密，數字不予公布。

Notes: (1) Figures refer to the position as at mid-September 2024.
 (2) Figures include ordinary primary schools, but not special schools.
 ** Figures are not released to safeguard confidentiality of information pertaining to individual students.

IV
中學
Secondary Schools

4.1 2014年至2024年中學日校開辦班數、學額、學生人數及重讀生人數 — 按級別統計
Operating Classes, Accommodation, Student Enrolment and Repeaters in Secondary Day Schools by Grade, 2014-2024

級別 Grade			2014	2015	2016	2017	2018	2019	2020	2021	2022	2023	2024
所有級別 All Grades	班數	Classes	12 719	12 463	12 215	12 153	12 095	12 130	12 219	12 313	12 358	12 420	12 473
	學額	Accommodation	426 677	407 769	394 064	387 186	381 242	381 644	383 405	387 117	388 490	391 184	392 790
	學生人數	Enrolment	373 131	352 609	338 152	330 804	325 498	327 394	329 011	325 927	321 162	328 474	340 607
	重讀生人數	Repeaters	12 585	11 560	10 692	9 945	9 362	8 829	7 043	9 793	8 792	9 131	8 831
中一 Secondary 1	班數	Classes	1 969	1 955	1 947	1 957	2 011	2 042	2 069	2 049	2 026	2 036	2 063
	學額	Accommodation	63 612	61 582	61 411	61 794	63 167	65 340	66 644	65 717	64 606	64 997	65 338
	學生人數	Enrolment	57 151	54 975	54 479	55 845	58 140	61 554	60 945	58 960	56 888	60 247	62 248
	重讀生人數	Repeaters	2 498	2 454	2 448	2 182	2 093	1 968	1 474	2 151	2 176	2 145	2 135
中二 Secondary 2	班數	Classes	1 974	1 962	1 945	1 950	1 954	2 004	2 039	2 072	2 049	2 018	2 040
	學額	Accommodation	65 550	63 765	61 654	61 633	61 888	63 203	65 808	66 560	65 448	64 585	64 937
	學生人數	Enrolment	59 427	56 339	54 424	54 414	55 603	57 870	60 293	58 687	56 284	56 843	60 818
	重讀生人數	Repeaters	2 140	2 023	1 939	1 888	1 831	1 740	1 264	2 076	1 829	1 884	1 849
中三 Secondary 3	班數	Classes	2 011	1 976	1 961	1 943	1 940	1 952	1 997	2 032	2 055	2 041	2 016
	學額	Accommodation	68 966	65 583	63 849	61 677	61 417	61 851	63 250	65 242	66 073	65 166	64 213
	學生人數	Enrolment	63 575	58 799	56 052	54 107	53 637	54 821	56 466	57 461	55 963	55 921	57 859
	重讀生人數	Repeaters	2 071	2 015	1 911	1 840	1 661	1 558	1 265	1 804	1 697	1 682	1 683
中四 Secondary 4	班數	Classes	2 100	2 099	2 049	2 007	1 982	1 985	1 996	2 028	2 040	2 072	2 049
	學額	Accommodation	69 016	69 287	65 996	63 985	61 845	61 752	61 701	63 109	65 040	65 859	64 715
	學生人數	Enrolment	62 208	61 939	57 637	54 969	52 793	52 206	52 776	53 443	54 370	54 747	55 280
	重讀生人數	Repeaters	2 810	2 570	2 533	2 390	2 234	2 141	1 758	2 181	2 034	2 088	1 906
中五 Secondary 5	班數	Classes	2 264	2 100	2 100	2 063	2 018	1 997	1 991	2 000	2 035	2 061	2 086
	學額	Accommodation	75 985	69 057	69 383	66 081	64 222	62 200	61 584	61 991	62 994	65 009	65 720
	學生人數	Enrolment	63 860	58 512	58 274	54 452	51 728	49 690	49 436	49 144	49 417	51 693	52 515
	重讀生人數	Repeaters	2 025	1 788	1 379	1 388	1 286	1 180	1 092	1 386	902	1 217	1 173
中六 Secondary 6	班數	Classes	2 291	2 258	2 096	2 106	2 059	2 025	1 995	1 995	2 007	2 039	2 060
	學額	Accommodation	80 972	75 850	69 015	69 178	65 758	64 253	61 606	61 784	61 459	62 665	64 722
	學生人數	Enrolment	64 774	59 835	55 023	54 669	51 206	48 824	46 792	45 971	45 877	46 609	49 193
	重讀生人數	Repeaters	1 035	705	479	253	256	242	187	192	152	112	83
中七 Secondary 7	班數	Classes	111	113	117	127	131	125	131	137	146	153	159
	學額	Accommodation	2 576	2 645	2 756	2 838	2 945	3 045	2 812	2 714	2 870	2 903	3 145
	學生人數	Enrolment	2 136	2 210	2 263	2 348	2 391	2 429	2 303	2 261	2 363	2 414	2 694
	重讀生人數	Repeaters	6	5	3	4	1	-	3	3	2	3	2

- 註：
- (1) 2020年數字反映10月中的情況，其餘則為該年9月中的情況。
 - (2) 數字包括普通中學日校，但不包括特殊學校及由營辦補習班、職業訓練及成人教育的私立學校所開辦的日間中學課程。
 - (3) 在很少數的非公營學校中，開辦班數涉及少數的混合班，即一班內有不同級別的學生於同一課室上課。於計算每所學校總班數時，混合班只會視作一班計算。當計算按級別劃分的班數時，混合班會根據不同級別學生人數的比例分拆，並按四捨五入以整數表列。因此，個別級別的開辦班數合計起來可能與學校的總班數不同。
 - (4) 學額數字指有關學校的預設學位數目。
 - (5) 在推行新高中學制後，本地課程自2012年起沒有中七津貼學額。

- Notes:
- (1) Figures for 2020 refer to the position as at mid-October, and others refer to the position as at mid-September of the respective years.
 - (2) Figures include ordinary secondary day schools, but not special schools and secondary day courses operated by private schools offering tutorial, vocational and adult education courses.
 - (3) Figures on operating classes in a very small number of non-public sector schools involve a small number of combined classes, i.e. classes operated in the same classroom comprising students of different grades. When counting the total number of classes in a school, a combined class is treated as one class. When counting the number of classes broken down by grade, a combined class is split into different classes in proportion to the number of students from each grade and the numbers are rounded to the nearest integer. Accordingly, figures on operating classes for individual grades may not add up to the total number of classes in schools.
 - (4) Figures on accommodation refer to the planned number of school places offered by the schools concerned.
 - (5) Upon implementation of the New Senior Secondary Academic Structure, there are no subsidised Secondary 7 places under the local curriculum starting from 2012.

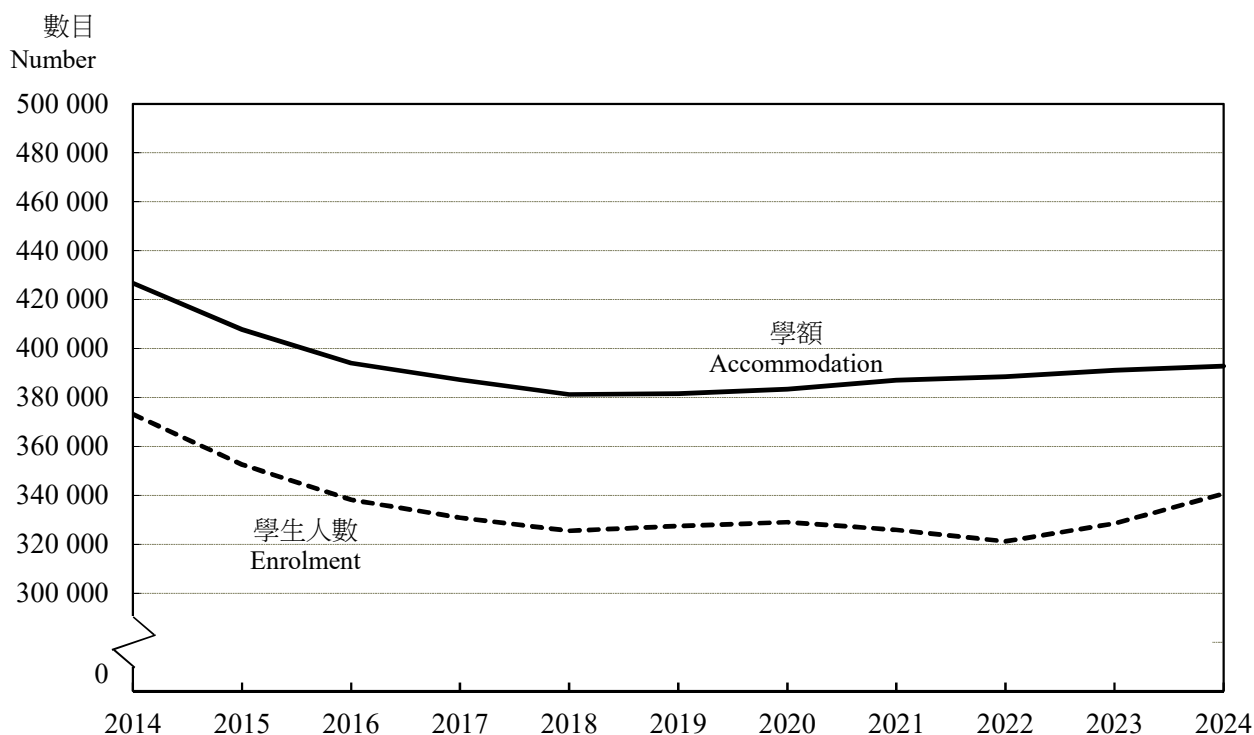
4.2 2014年至2024年中學日校開辦班數、學額、學生人數及重讀生人數 — 按學校類別統計
Operating Classes, Accommodation, Student Enrolment and Repeaters in Secondary Day Schools by Sector, 2014-2024

學校類別 Sector			2014	2015	2016	2017	2018	2019	2020	2021	2022	2023	2024
各類學校合計 All Sectors	班數	Classes	12 719	12 463	12 215	12 153	12 095	12 130	12 219	12 313	12 358	12 420	12 473
	學額	Accommodation	426 677	407 769	394 064	387 186	381 242	381 644	383 405	387 117	388 490	391 184	392 790
	學生人數	Enrolment	373 131	352 609	338 152	330 804	325 498	327 394	329 011	325 927	321 162	328 474	340 607
	重讀生人數	Repeaters	12 585	11 560	10 692	9 945	9 362	8 829	7 043	9 793	8 792	9 131	8 831
官立 Government	班數	Classes	743	730	714	706	703	705	705	705	697	685	673
	學額	Accommodation	26 104	25 057	24 275	23 997	23 752	23 696	23 804	23 898	23 690	23 382	23 041
	學生人數	Enrolment	23 540	22 260	21 360	21 013	20 574	20 551	20 467	19 910	19 071	18 882	19 061
	重讀生人數	Repeaters	614	550	571	545	505	492	315	582	501	464	447
資助 Aided	班數	Classes	9 278	9 032	8 799	8 695	8 624	8 615	8 669	8 682	8 671	8 661	8 642
	學額	Accommodation	314 959	297 362	284 559	277 875	272 027	270 996	272 488	274 696	276 311	278 190	279 157
	學生人數	Enrolment	277 105	258 899	245 956	238 971	233 630	234 319	235 991	233 724	230 407	233 896	241 182
	重讀生人數	Repeaters	9 733	8 881	8 201	7 723	7 290	6 809	5 471	7 750	7 019	7 391	7 196
按位津貼 Caput	班數	Classes	47	45	42	41	40	40	40	41	42	42	42
	學額	Accommodation	1 681	1 573	1 445	1 385	1 325	1 318	1 318	1 357	1 396	1 403	1 410
	學生人數	Enrolment	1 465	1 366	1 293	1 258	1 221	1 256	1 215	1 224	1 232	1 337	1 365
	重讀生人數	Repeaters	35	52	61	40	50	56	44	47	50	57	46
直接資助計劃 DSS	班數	Classes	1 611	1 604	1 599	1 593	1 587	1 595	1 594	1 597	1 598	1 613	1 623
	學額	Accommodation	57 828	57 340	56 606	55 950	55 358	55 369	55 536	57 001	56 342	55 632	55 284
	學生人數	Enrolment	48 268	47 232	46 356	45 863	45 601	46 049	45 586	44 636	43 892	45 870	48 276
	重讀生人數	Repeaters	1 922	1 819	1 653	1 490	1 407	1 333	1 143	1 343	1 080	1 127	1 090
國際 International	班數	Classes	737	737	751	790	807	832	851	888	936	962	1 015
	學額	Accommodation	18 631	18 676	19 268	19 790	20 200	21 376	20 864	20 921	21 151	21 714	22 610
	學生人數	Enrolment	16 442	16 530	16 664	16 956	17 478	17 977	18 232	18 561	18 483	19 464	20 797
	重讀生人數	Repeaters	19	15	14	14	10	15	16	13	12	9	12
其他私立 Other Private	班數	Classes	303	315	310	328	334	343	360	400	414	457	478
	學額	Accommodation	7 474	7 761	7 911	8 189	8 580	8 889	9 395	9 244	9 600	10 863	11 288
	學生人數	Enrolment	6 311	6 322	6 523	6 743	6 994	7 242	7 520	7 872	8 077	9 025	9 926
	重讀生人數	Repeaters	262	243	192	133	100	124	54	58	130	83	40

註： (1) 2020年數字反映10月中的情況，其餘則為該年9月中的情況。
(2) 數字包括普通中學日校，但不包括特殊學校及由營辦補習班、職業訓練及成人教育的私立學校所開辦的日間中學課程。
(3) 學額數字指有關學校的預設學位數目。
(4) 部分非公營學校開辦非本地正規課程。

Notes: (1) Figures for 2020 refer to the position as at mid-October, and others refer to the position as at mid-September of the respective years.
(2) Figures include ordinary secondary day schools, but not special schools and secondary day courses operated by private schools offering tutorial, vocational and adult education courses.
(3) Figures on accommodation refer to the planned number of school places offered by the schools concerned.
(4) Some of the non-public sector schools operate non-local formal curriculum courses.

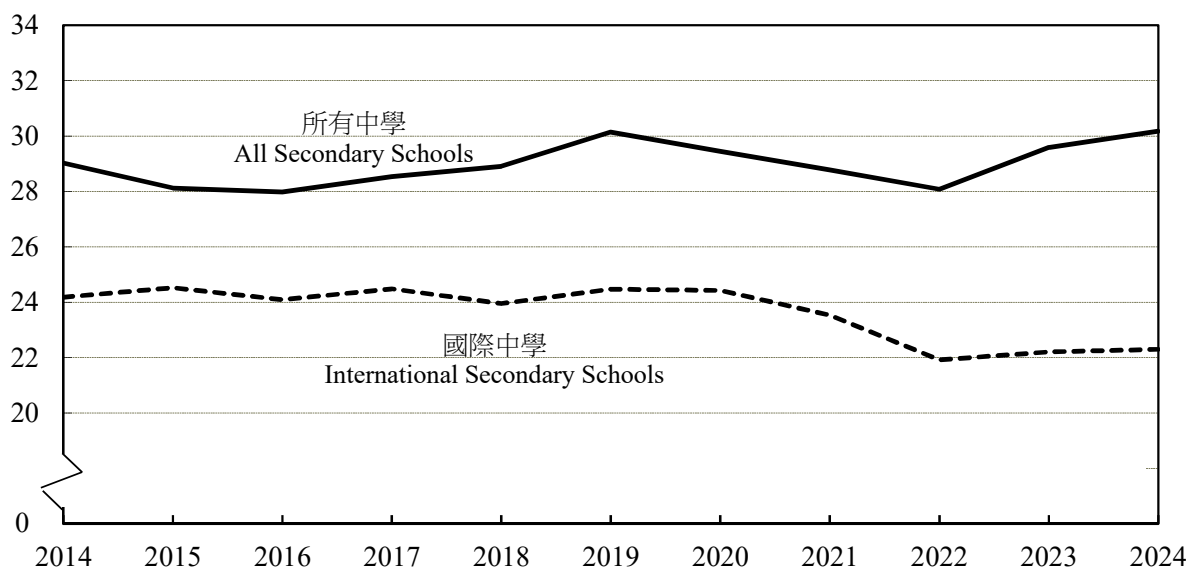
圖 11 2014年至2024年中學日校學額及學生人數
Chart 11 Accommodation and Student Enrolment in Secondary Day Schools, 2014-2024



- 註：
- (1) 2020年數字反映10月中的情況，其餘則為該年9月中的情況。
 - (2) 數字包括普通中學日校，但不包括特殊學校及由營辦補習班、職業訓練及成人教育的私立學校所開辦的日間中學課程。
 - (3) 學額數字指有關學校的預設學位數目。
- Notes:
- (1) Figures for 2020 refer to the position as at mid-October, and others refer to the position as at mid-September of the respective years.
 - (2) Figures include ordinary secondary day schools, but not special schools and secondary day courses operated by private schools offering tutorial, vocational and adult education courses.
 - (3) Figures on accommodation refer to the planned number of school places offered by the schools concerned.

圖 12 2014年至2024年中一每班平均人數
Chart 12 Average Class Size in Secondary One, 2014-2024

每班平均人數
Average Class Size



註： (1) 2020年數字反映10月中的情況，其餘則為該年9月中的情況。
(2) 數字包括普通中學日校，但不包括特殊學校及由營辦補習班、職業訓練及成人教育的私立學校所開辦的日間中學課程。

Notes: (1) Figures for 2020 refer to the position as at mid-October, and others refer to the position as at mid-September of the respective years.
(2) Figures include ordinary secondary day schools, but not special schools and secondary day courses operated by private schools offering tutorial, vocational and adult education courses.

4.3 2024年中學日校開辦班數、學額、學生人數及重讀生人數 — 按學校類別及級別統計 Operating Classes, Accommodation, Student Enrolment and Repeaters in Secondary Day Schools by Sector and Grade, 2024

學校類別 Sector		所有級別 All Grades	中一 S1	中二 S2	中三 S3	中四 S4	中五 S5	中六 S6	中七 S7
各類學校合計 All Sectors	班數 Classes	12 473	2 063	2 040	2 016	2 049	2 086	2 060	159
	學額 Accommodation	392 790	65 338	64 937	64 213	64 715	65 720	64 722	3 145
	學生人數 Enrolment	340 607	62 248	60 818	57 859	55 280	52 515	49 193	2 694
	重讀生人數 Repeaters	8 831	2 135	1 849	1 683	1 906	1 173	83	2
官立 Government	班數 Classes	673	107	106	109	116	119	116	-
	學額 Accommodation	23 041	3 623	3 623	3 723	3 992	4 094	3 986	-
	學生人數 Enrolment	19 061	3 348	3 277	3 205	3 154	3 046	3 031	-
	重讀生人數 Repeaters	447	150	116	86	60	30	5	-
資助 Aided	班數 Classes	8 642	1 437	1 420	1 410	1 446	1 474	1 455	-
	學額 Accommodation	279 157	46 289	45 992	45 828	46 576	47 566	46 906	-
	學生人數 Enrolment	241 182	44 389	43 183	41 156	39 602	37 574	35 278	-
	重讀生人數 Repeaters	7 196	1 768	1 524	1 384	1 546	925	49	-
按位津貼 Caput	班數 Classes	42	7	7	7	7	7	7	-
	學額 Accommodation	1 410	235	235	235	235	235	235	-
	學生人數 Enrolment	1 365	228	234	233	232	228	210	-
	重讀生人數 Repeaters	46	11	10	7	7	10	1	-
直接資助計劃 DSS	班數 Classes	1 623	268	267	265	270	276	277	-
	學額 Accommodation	55 284	9 404	9 356	9 234	9 133	9 071	9 086	-
	學生人數 Enrolment	48 276	8 819	8 742	8 442	7 998	7 464	6 811	-
	重讀生人數 Repeaters	1 090	198	192	204	275	203	18	-
國際 International	班數 Classes	1 015	167	163	159	144	143	134	105
	學額 Accommodation	22 610	3 878	3 800	3 600	3 182	3 131	2 908	2 111
	學生人數 Enrolment	20 797	3 723	3 621	3 354	2 899	2 810	2 527	1 863
	重讀生人數 Repeaters	12	1	1	-	1	2	5	2
其他私立 Other Private	班數 Classes	478	77	77	66	66	67	71	54
	學額 Accommodation	11 288	1 909	1 931	1 593	1 597	1 623	1 601	1 034
	學生人數 Enrolment	9 926	1 741	1 761	1 469	1 395	1 393	1 336	831
	重讀生人數 Repeaters	40	7	6	2	17	3	5	-

- 註： (1) 數字反映2024年9月中的情況。
(2) 數字包括普通中學日校，但不包括特殊學校及由營辦補習班、職業訓練及成人教育的私立學校所開辦的日間中學課程。
(3) 在很少數的非公營學校中，開辦班數涉及少數的混合班，即一班內有不同級別的學生於同一課室上課。於計算每所學校總班數時，混合班只會視作一班計算。當計算按級別劃分的班數時，混合班會根據不同級別學生人數的比例分拆，並按四捨五入以整數表列。因此，個別級別的開辦班數合計起來可能與學校的總班數不同。
(4) 學額數字指有關學校的預設學位數目。
(5) 在推行新高中學制後，本地課程自2012年起沒有中七津貼學額。
(6) 部分非公營學校開辦非本地正規課程。

- Notes: (1) Figures refer to the position as at mid-September 2024.
(2) Figures include ordinary secondary day schools, but not special schools and secondary day courses operated by private schools offering tutorial, vocational and adult education courses.
(3) Figures on operating classes in a very small number of non-public sector schools involve a small number of combined classes, i.e. classes operated in the same classroom comprising students of different grades. When counting the total number of classes in a school, a combined class is treated as one class. When counting the number of classes broken down by grade, a combined class is split into different classes in proportion to the number of students from each grade and the numbers are rounded to the nearest integer. Accordingly, figures on operating classes for individual grades may not add up to the total number of classes in schools.
(4) Figures on accommodation refer to the planned number of school places offered by the schools concerned.
(5) Upon implementation of the New Senior Secondary Academic Structure, there are no subsidised Secondary 7 places under the local curriculum starting from 2012.
(6) Some of the non-public sector schools operate non-local formal curriculum courses.

4.4 2024年中學日校開辦班數、學額及學生人數 — 按學校宗教背景統計
Operating Classes, Accommodation and Student Enrolment in Secondary Day Schools by Religious Background of School, 2024

學校宗教背景 Religious Background of School		班數 Classes	學額 Accommodation	學生人數 Enrolment
所有學校	All	12 473	392 790	340 607
無宗教	No Religion	5 598	171 532	150 366
基督教	Christianity/Protestantism	3 998	127 173	110 892
天主教	Catholicism	2 123	69 724	58 305
佛教	Buddhism	443	14 208	12 119
道教	Taoism	145	4 716	4 216
儒釋道三教 Confucianism, Buddhism and Taoism		115	3 687	3 320
其他	Others	51	1 750	1 389

註： (1) 數字反映2024年9月中的情況。
(2) 數字包括普通中學日校，但不包括特殊學校及由營辦補習班、職業訓練及成人教育的私立學校所開辦的日間中學課程。
(3) 學額數字指有關學校的預設學位數目。

Notes: (1) Figures refer to the position as at mid-September 2024.
(2) Figures include ordinary secondary day schools, but not special schools and secondary day courses operated by private schools offering tutorial, vocational and adult education courses.
(3) Figures on accommodation refer to the planned number of school places offered by the schools concerned.

4.5 2024年中學日校開辦班數 — 按分區及級別統計 Operating Classes in Secondary Day Schools by District and Grade, 2024

(A) 所有學校 All Schools

分區 District		所有級別 All Grades	中一 S1	中二 S2	中三 S3	中四 S4	中五 S5	中六 S6	中七 S7
所有分區	All Districts	12 473	2 063	2 040	2 016	2 049	2 086	2 060	159
香港島	Hong Kong Island	2 384	392	385	379	371	387	387	83
中西區	Central & Western	417	70	70	67	69	64	65	12
灣仔	Wan Chai	411	71	66	66	65	69	69	5
東區	Eastern	819	134	132	136	124	139	138	16
南區	Southern	737	117	117	110	113	115	115	50
九龍	Kowloon	3 809	632	629	621	627	633	631	36
深水埗	Sham Shui Po	696	122	121	116	110	109	113	5
油尖旺	Yau Tsim Mong	470	75	73	72	79	81	88	2
九龍城	Kowloon City	1 149	187	189	188	189	189	185	22
黃大仙	Wong Tai Sin	558	94	93	93	92	94	92	-
觀塘	Kwun Tong	936	154	153	152	157	160	153	7
新界	New Territories	6 280	1 039	1 026	1 016	1 051	1 066	1 042	40
荃灣	Tsuen Wan	315	51	51	51	54	53	54	1
屯門	Tuen Mun	877	146	145	141	146	146	145	8
元朗	Yuen Long	1 008	163	162	161	172	180	170	-
北區	North	620	103	103	104	104	103	101	2
大埔	Tai Po	522	91	86	86	86	87	85	1
沙田	Sha Tin	1 267	201	200	199	212	221	214	20
西貢	Sai Kung	678	116	114	112	114	111	109	2
離島	Islands	257	45	44	42	40	40	40	6
葵青	Kwai Tsing	736	123	121	120	123	125	124	-

註： (1) 數字反映2024年9月中的情況。

(2) 數字包括普通中學日校，但不包括特殊學校及由營辦補習班、職業訓練及成人教育的私立學校所開辦的日間中學課程。

(3) 在很少數的非公營學校中，數字涉及少數的混合班，即一班內有不同級別的學生於同一課室上課。於計算每所學校總班數時，混合班只會視作一班計算。當計算按級別劃分的班數時，混合班會根據不同級別學生人數的比例分拆，並按四捨五入以整數表列。因此，個別級別的開辦班數合計起來可能與學校的總班數不同。

(4) 在推行新高中學制後，本地課程自2012年起沒有中七津貼學額。

(5) 學校分區按其校舍所在的區議會分區劃分。

Notes: (1) Figures refer to the position as at mid-September 2024.

(2) Figures include ordinary secondary day schools, but not special schools and secondary day courses operated by private schools offering tutorial, vocational and adult education courses.

(3) Figures in a very small number of non-public sector schools involve a small number of combined classes, i.e. classes operated in the same classroom comprising students of different grades. When counting the total number of classes in a school, a combined class is treated as one class. When counting the number of classes broken down by grade, a combined class is split into different classes in proportion to the number of students from each grade and the numbers are rounded to the nearest integer. Accordingly, figures on operating classes for individual grades may not add up to the total number of classes in schools.

(4) Upon implementation of the New Senior Secondary Academic Structure, there are no subsidised Secondary 7 places under the local curriculum starting from 2012.

(5) School districts are delineated by the District Council districts of the school premises.

4.5 (續) 2024年中學日校開辦班數 — 按分區及級別統計
(Cont'd) Operating Classes in Secondary Day Schools by District and Grade, 2024

(B) 公營及直接資助計劃學校
Public Sector and DSS Schools

分區 District	所有級別 All Grades	中一 S1	中二 S2	中三 S3	中四 S4	中五 S5	中六 S6	中七 S7
所有分區 All Districts	10 980	1 819	1 800	1 791	1 839	1 876	1 855	-
香港島 Hong Kong Island	1 686	277	273	275	280	291	290	-
中西區 Central & Western	314	52	52	51	53	53	53	-
灣仔 Wan Chai	365	61	58	59	61	63	63	-
東區 Eastern	660	107	106	110	108	115	114	-
南區 Southern	347	57	57	55	58	60	60	-
九龍 Kowloon	3 371	562	557	555	563	568	566	-
深水埗 Sham Shui Po	618	106	105	104	100	99	104	-
油尖旺 Yau Tsim Mong	443	74	72	71	75	76	75	-
九龍城 Kowloon City	915	151	151	151	154	154	154	-
黃大仙 Wong Tai Sin	536	90	89	89	89	90	89	-
觀塘 Kwun Tong	859	141	140	140	145	149	144	-
新界 New Territories	5 923	980	970	961	996	1 017	999	-
荃灣 Tsuen Wan	308	50	50	50	53	52	53	-
屯門 Tuen Mun	823	139	138	133	138	138	137	-
元朗 Yuen Long	1 008	163	162	161	172	180	170	-
北區 North	596	99	99	100	100	99	99	-
大埔 Tai Po	474	79	76	77	78	82	82	-
沙田 Sha Tin	1 127	181	180	179	192	201	194	-
西貢 Sai Kung	641	108	107	106	107	107	106	-
離島 Islands	210	38	37	35	33	33	34	-
葵青 Kwai Tsing	736	123	121	120	123	125	124	-

- 註： (1) 數字反映2024年9月中的情況。
(2) 數字包括普通中學日校，但不包括特殊學校及由營辦補習班、職業訓練及成人教育的私立學校所開辦的日間中學課程。
(3) 在很少數的非公營學校中，數字涉及少數的混合班，即一班內有不同級別的學生於同一課室上課。於計算每所學校總班數時，混合班只會視作一班計算。當計算按級別劃分的班數時，混合班會根據不同級別學生人數的比例分拆，並按四捨五入以整數表列。因此，個別級別的開辦班數合計起來可能與學校的總班數不同。
(4) 在推行新高中學制後，本地課程自2012年起沒有中七津貼學額。
(5) 部分非公營學校開辦非本地正規課程。
(6) 學校分區按其校舍所在的區議會分區劃分。

- Notes: (1) Figures refer to the position as at mid-September 2024.
(2) Figures include ordinary secondary day schools, but not special schools and secondary day courses operated by private schools offering tutorial, vocational and adult education courses.
(3) Figures in a very small number of non-public sector schools involve a small number of combined classes, i.e. classes operated in the same classroom comprising students of different grades. When counting the total number of classes in a school, a combined class is treated as one class. When counting the number of classes broken down by grade, a combined class is split into different classes in proportion to the number of students from each grade and the numbers are rounded to the nearest integer. Accordingly, figures on operating classes for individual grades may not add up to the total number of classes in schools.
(4) Upon implementation of the New Senior Secondary Academic Structure, there are no subsidised Secondary 7 places under the local curriculum starting from 2012.
(5) Some of the non-public sector schools operate non-local formal curriculum courses.
(6) School districts are delineated by the District Council districts of the school premises.

4.5 (續) 2024年中學日校開辦班數 — 按分區及級別統計
(Cont'd) Operating Classes in Secondary Day Schools by District and Grade, 2024

(C) 國際及其他私立學校
International and Other Private Schools

分區 District	所有級別 All Grades	中一 S1	中二 S2	中三 S3	中四 S4	中五 S5	中六 S6	中七 S7
所有分區 All Districts	1 493	244	240	225	210	210	205	159
香港島 Hong Kong Island	698	115	112	104	91	96	97	83
中西區 Central & Western	103	18	18	16	16	11	12	12
灣仔 Wan Chai	46	10	8	7	4	6	6	5
東區 Eastern	159	27	26	26	16	24	24	16
南區 Southern	390	60	60	55	55	55	55	50
九龍 Kowloon	438	70	72	66	64	65	65	36
深水埗 Sham Shui Po	78	16	16	12	10	10	9	5
油尖旺 Yau Tsim Mong	27	1	1	1	4	5	13	2
九龍城 Kowloon City	234	36	38	37	35	35	31	22
黃大仙 Wong Tai Sin	22	4	4	4	3	4	3	-
觀塘 Kwun Tong	77	13	13	12	12	11	9	7
新界 New Territories	357	59	56	55	55	49	43	40
荃灣 Tsuen Wan	7	1	1	1	1	1	1	1
屯門 Tuen Mun	54	7	7	8	8	8	8	8
元朗 Yuen Long	-	-	-	-	-	-	-	-
北區 North	24	4	4	4	4	4	2	2
大埔 Tai Po	48	12	10	9	8	5	3	1
沙田 Sha Tin	140	20	20	20	20	20	20	20
西貢 Sai Kung	37	8	7	6	7	4	3	2
離島 Islands	47	7	7	7	7	7	6	6
葵青 Kwai Tsing	-	-	-	-	-	-	-	-

註： (1) 數字反映2024年9月中的情況。

(2) 數字包括普通中學日校，但不包括特殊學校及由營辦補習班、職業訓練及成人教育的私立學校所開辦的日間中學課程。

(3) 在很少數的非公營學校中，數字涉及少數的混合班，即一班內有不同級別的學生於同一課室上課。於計算每所學校總班數時，混合班只會視作一班計算。當計算按級別劃分的班數時，混合班會根據不同級別學生人數的比例分拆，並按四捨五入以整數表列。因此，個別級別的開辦班數合計起來可能與學校的總班數不同。

(4) 在推行新高中學制後，本地課程自2012年起沒有中七津貼學額。

(5) 部分非公營學校開辦非本地正規課程。

(6) 學校分區按其校舍所在的區議會分區劃分。

Notes: (1) Figures refer to the position as at mid-September 2024.

(2) Figures include ordinary secondary day schools, but not special schools and secondary day courses operated by private schools offering tutorial, vocational and adult education courses.

(3) Figures in a very small number of non-public sector schools involve a small number of combined classes, i.e. classes operated in the same classroom comprising students of different grades. When counting the total number of classes in a school, a combined class is treated as one class. When counting the number of classes broken down by grade, a combined class is split into different classes in proportion to the number of students from each grade and the numbers are rounded to the nearest integer. Accordingly, figures on operating classes for individual grades may not add up to the total number of classes in schools.

(4) Upon implementation of the New Senior Secondary Academic Structure, there are no subsidised Secondary 7 places under the local curriculum starting from 2012.

(5) Some of the non-public sector schools operate non-local formal curriculum courses.

(6) School districts are delineated by the District Council districts of the school premises.

4.6 2024年中學日校學額 — 按分區及級別統計 Accommodation in Secondary Day Schools by District and Grade, 2024

(A) 所有學校 All Schools

分區 District		所有級別 All Grades	中一 S1	中二 S2	中三 S3	中四 S4	中五 S5	中六 S6	中七 S7
所有分區	All Districts	392 790	65 338	64 937	64 213	64 715	65 720	64 722	3 145
香港島	Hong Kong Island	71 017	11 870	11 755	11 588	11 236	11 554	11 425	1 589
中西區	Central & Western	12 574	2 140	2 140	2 078	2 013	2 017	1 955	231
灣仔	Wan Chai	13 497	2 308	2 182	2 220	2 206	2 234	2 222	125
東區	Eastern	25 400	4 172	4 114	4 223	3 969	4 323	4 293	306
南區	Southern	19 546	3 250	3 319	3 067	3 048	2 980	2 955	927
九龍	Kowloon	122 599	20 343	20 289	20 155	20 259	20 439	20 394	720
深水埗	Sham Shui Po	22 794	3 915	3 937	3 842	3 644	3 626	3 702	128
油尖旺	Yau Tsim Mong	15 429	2 411	2 350	2 383	2 614	2 728	2 913	30
九龍城	Kowloon City	36 110	5 926	5 969	5 899	6 009	5 990	5 919	398
黃大仙	Wong Tai Sin	18 203	3 062	3 029	3 062	2 994	3 062	2 994	-
觀塘	Kwun Tong	30 063	5 029	5 004	4 969	4 998	5 033	4 866	164
新界	New Territories	199 174	33 125	32 893	32 470	33 220	33 727	32 903	836
荃灣	Tsuen Wan	10 318	1 699	1 699	1 699	1 732	1 732	1 732	25
屯門	Tuen Mun	27 221	4 565	4 532	4 428	4 522	4 522	4 534	118
元朗	Yuen Long	32 395	5 307	5 289	5 257	5 417	5 763	5 362	-
北區	North	20 566	3 425	3 421	3 489	3 413	3 413	3 377	28
大埔	Tai Po	16 753	2 862	2 785	2 701	2 775	2 827	2 766	37
沙田	Sha Tin	38 793	6 307	6 241	6 174	6 507	6 722	6 432	410
西貢	Sai Kung	21 743	3 688	3 654	3 582	3 648	3 567	3 556	48
離島	Islands	7 724	1 312	1 312	1 246	1 246	1 221	1 217	170
葵青	Kwai Tsing	23 661	3 960	3 960	3 894	3 960	3 960	3 927	-

- 註： (1) 數字反映2024年9月中的情況。
(2) 數字包括普通中學日校，但不包括特殊學校及由營辦補習班、職業訓練及成人教育的私立學校所開辦的日間中學課程。
(3) 學額數字指有關學校的預設學位數目。
(4) 在推行新高中學制後，本地課程自2012年起沒有中七津貼學額。
(5) 學校分區按其校舍所在的區議會分區劃分。

- Notes: (1) Figures refer to the position as at mid-September 2024.
(2) Figures include ordinary secondary day schools, but not special schools and secondary day courses operated by private schools offering tutorial, vocational and adult education courses.
(3) Figures on accommodation refer to the planned number of school places offered by the schools concerned.
(4) Upon implementation of the New Senior Secondary Academic Structure, there are no subsidised Secondary 7 places under the local curriculum starting from 2012.
(5) School districts are delineated by the District Council districts of the school premises.

4.6 (續) 2024年中學日校學額 — 按分區及級別統計
(Cont'd) Accommodation in Secondary Day Schools by District and Grade, 2024

(B) 公營及直接資助計劃學校
Public Sector and DSS Schools

分區 District		所有級別 All Grades	中一 S1	中二 S2	中三 S3	中四 S4	中五 S5	中六 S6	中七 S7
所有分區	All Districts	358 892	59 551	59 206	59 020	59 936	60 966	60 213	-
香港島	Hong Kong Island	55 527	9 136	9 088	9 222	9 202	9 444	9 435	-
中西區	Central & Western	10 437	1 771	1 771	1 771	1 718	1 718	1 688	-
灣仔	Wan Chai	12 327	2 053	1 972	2 040	2 106	2 084	2 072	-
東區	Eastern	21 906	3 563	3 530	3 662	3 563	3 827	3 761	-
南區	Southern	10 857	1 749	1 815	1 749	1 815	1 815	1 914	-
九龍	Kowloon	112 239	18 663	18 550	18 590	18 730	18 878	18 828	-
深水埗	Sham Shui Po	20 702	3 490	3 509	3 517	3 356	3 346	3 484	-
油尖旺	Yau Tsim Mong	14 766	2 406	2 340	2 373	2 538	2 571	2 538	-
九龍城	Kowloon City	31 185	5 140	5 140	5 107	5 266	5 266	5 266	-
黃大仙	Wong Tai Sin	17 433	2 922	2 889	2 922	2 889	2 922	2 889	-
觀塘	Kwun Tong	28 153	4 705	4 672	4 671	4 681	4 773	4 651	-
新界	New Territories	191 126	31 752	31 568	31 208	32 004	32 644	31 950	-
荃灣	Tsuen Wan	10 143	1 674	1 674	1 674	1 707	1 707	1 707	-
屯門	Tuen Mun	26 346	4 435	4 402	4 303	4 402	4 402	4 402	-
元朗	Yuen Long	32 395	5 307	5 289	5 257	5 417	5 763	5 362	-
北區	North	20 066	3 333	3 333	3 401	3 333	3 333	3 333	-
大埔	Tai Po	15 472	2 551	2 518	2 468	2 567	2 694	2 674	-
沙田	Sha Tin	35 711	5 843	5 777	5 724	6 065	6 288	6 014	-
西貢	Sai Kung	20 923	3 532	3 498	3 436	3 502	3 471	3 484	-
離島	Islands	6 409	1 117	1 117	1 051	1 051	1 026	1 047	-
葵青	Kwai Tsing	23 661	3 960	3 960	3 894	3 960	3 960	3 927	-

- 註： (1) 數字反映2024年9月中的情況。
(2) 數字包括普通中學日校，但不包括特殊學校及由營辦補習班、職業訓練及成人教育的私立學校所開辦的日間中學課程。
(3) 學額數字指有關學校的預設學位數目。
(4) 在推行新高中學制後，本地課程自2012年起沒有中七津貼學額。
(5) 部分非公營學校開辦非本地正規課程。
(6) 學校分區按其校舍所在的區議會分區劃分。

- Notes: (1) Figures refer to the position as at mid-September 2024.
(2) Figures include ordinary secondary day schools, but not special schools and secondary day courses operated by private schools offering tutorial, vocational and adult education courses.
(3) Figures on accommodation refer to the planned number of school places offered by the schools concerned.
(4) Upon implementation of the New Senior Secondary Academic Structure, there are no subsidised Secondary 7 places under the local curriculum starting from 2012.
(5) Some of the non-public sector schools operate non-local formal curriculum courses.
(6) School districts are delineated by the District Council districts of the school premises.

4.6 (續) 2024年中學日校學額 — 按分區及級別統計
(Cont'd) Accommodation in Secondary Day Schools by District and Grade, 2024

(C) 國際及其他私立學校
International and Other Private Schools

分區 District		所有級別 All Grades	中一 S1	中二 S2	中三 S3	中四 S4	中五 S5	中六 S6	中七 S7
所有分區	All Districts	33 898	5 787	5 731	5 193	4 779	4 754	4 509	3 145
香港島	Hong Kong Island	15 490	2 734	2 667	2 366	2 034	2 110	1 990	1 589
中西區	Central & Western	2 137	369	369	307	295	299	267	231
灣仔	Wan Chai	1 170	255	210	180	100	150	150	125
東區	Eastern	3 494	609	584	561	406	496	532	306
南區	Southern	8 689	1 501	1 504	1 318	1 233	1 165	1 041	927
九龍	Kowloon	10 360	1 680	1 739	1 565	1 529	1 561	1 566	720
深水埗	Sham Shui Po	2 092	425	428	325	288	280	218	128
油尖旺	Yau Tsim Mong	663	5	10	10	76	157	375	30
九龍城	Kowloon City	4 925	786	829	792	743	724	653	398
黃大仙	Wong Tai Sin	770	140	140	140	105	140	105	-
觀塘	Kwun Tong	1 910	324	332	298	317	260	215	164
新界	New Territories	8 048	1 373	1 325	1 262	1 216	1 083	953	836
荃灣	Tsuen Wan	175	25	25	25	25	25	25	25
屯門	Tuen Mun	875	130	130	125	120	120	132	118
元朗	Yuen Long	-	-	-	-	-	-	-	-
北區	North	500	92	88	88	80	80	44	28
大埔	Tai Po	1 281	311	267	233	208	133	92	37
沙田	Sha Tin	3 082	464	464	450	442	434	418	410
西貢	Sai Kung	820	156	156	146	146	96	72	48
離島	Islands	1 315	195	195	195	195	195	170	170
葵青	Kwai Tsing	-	-	-	-	-	-	-	-

- 註： (1) 數字反映2024年9月中的情況。
(2) 數字包括普通中學日校，但不包括特殊學校及由營辦補習班、職業訓練及成人教育的私立學校所開辦的日間中學課程。
(3) 學額數字指有關學校的預設學位數目。
(4) 在推行新高中學制後，本地課程自2012年起沒有中七津貼學額。
(5) 部分非公營學校開辦非本地正規課程。
(6) 學校分區按其校舍所在的區議會分區劃分。

- Notes: (1) Figures refer to the position as at mid-September 2024.
(2) Figures include ordinary secondary day schools, but not special schools and secondary day courses operated by private schools offering tutorial, vocational and adult education courses.
(3) Figures on accommodation refer to the planned number of school places offered by the schools concerned.
(4) Upon implementation of the New Senior Secondary Academic Structure, there are no subsidised Secondary 7 places under the local curriculum starting from 2012.
(5) Some of the non-public sector schools operate non-local formal curriculum courses.
(6) School districts are delineated by the District Council districts of the school premises.

4.7 2024年中學日校學生人數 — 按分區及級別統計

Student Enrolment in Secondary Day Schools by District and Grade, 2024

(A) 所有學校

All Schools

分區 District		所有級別 All Grades	中一 S1	中二 S2	中三 S3	中四 S4	中五 S5	中六 S6	中七 S7
所有分區	All Districts	340 607	62 248	60 818	57 859	55 280	52 515	49 193	2 694
香港島	Hong Kong Island	58 926	10 991	10 517	9 897	9 148	8 718	8 283	1 372
中西區	Central & Western	10 628	2 032	1 971	1 808	1 678	1 493	1 418	228
灣仔	Wan Chai	10 591	2 014	1 879	1 848	1 693	1 570	1 495	92
東區	Eastern	21 155	3 930	3 751	3 585	3 273	3 292	3 123	201
南區	Southern	16 552	3 015	2 916	2 656	2 504	2 363	2 247	851
九龍	Kowloon	106 803	19 435	19 062	18 074	17 428	16 527	15 657	620
深水埗	Sham Shui Po	20 564	3 795	3 792	3 566	3 296	3 046	2 964	105
油尖旺	Yau Tsim Mong	13 184	2 301	2 218	2 106	2 174	2 170	2 200	15
九龍城	Kowloon City	30 912	5 722	5 645	5 246	4 988	4 648	4 289	374
黃大仙	Wong Tai Sin	15 639	2 962	2 790	2 623	2 558	2 404	2 302	-
觀塘	Kwun Tong	26 504	4 655	4 617	4 533	4 412	4 259	3 902	126
新界	New Territories	174 878	31 822	31 239	29 888	28 704	27 270	25 253	702
荃灣	Tsuen Wan	9 210	1 662	1 640	1 578	1 537	1 443	1 348	2
屯門	Tuen Mun	23 468	4 278	4 274	3 954	3 809	3 636	3 399	118
元朗	Yuen Long	28 981	5 134	5 123	4 979	4 811	4 723	4 211	-
北區	North	18 924	3 368	3 331	3 382	3 171	2 922	2 724	26
大埔	Tai Po	14 960	2 789	2 728	2 591	2 433	2 320	2 062	37
沙田	Sha Tin	34 254	6 211	6 055	5 841	5 497	5 320	4 951	379
西貢	Sai Kung	17 869	3 368	3 203	2 957	2 966	2 752	2 602	21
離島	Islands	6 402	1 204	1 191	1 084	1 026	906	872	119
葵青	Kwai Tsing	20 810	3 808	3 694	3 522	3 454	3 248	3 084	-

- 註： (1) 數字反映2024年9月中的情況。
(2) 數字包括普通中學日校，但不包括特殊學校及由營辦補習班、職業訓練及成人教育的私立學校所開辦的日間中學課程。
(3) 在推行新高中學制後，本地課程自2012年起沒有中七津貼學額。
(4) 學校分區按其校舍所在的區議會分區劃分。

- Notes: (1) Figures refer to the position as at mid-September 2024.
(2) Figures include ordinary secondary day schools, but not special schools and secondary day courses operated by private schools offering tutorial, vocational and adult education courses.
(3) Upon implementation of the New Senior Secondary Academic Structure, there are no subsidised Secondary 7 places under the local curriculum starting from 2012.
(4) School districts are delineated by the District Council districts of the school premises.

4.7 (續) 2024年中學日校學生人數 — 按分區及級別統計
(Cont'd) Student Enrolment in Secondary Day Schools by District and Grade, 2024

(B) 公營及直接資助計劃學校
Public Sector and DSS Schools

分區 District	所有級別 All Grades	中一 S1	中二 S2	中三 S3	中四 S4	中五 S5	中六 S6	中七 S7
所有分區 All Districts	309 884	56 784	55 436	53 036	50 986	48 312	45 330	-
香港島 Hong Kong Island	44 808	8 467	8 033	7 701	7 286	6 809	6 512	-
中西區 Central & Western	8 616	1 684	1 637	1 510	1 390	1 227	1 168	-
灣仔 Wan Chai	9 583	1 794	1 695	1 692	1 591	1 434	1 377	-
東區 Eastern	18 319	3 400	3 206	3 098	2 965	2 904	2 746	-
南區 Southern	8 290	1 589	1 495	1 401	1 340	1 244	1 221	-
九龍 Kowloon	97 462	17 820	17 413	16 606	16 057	15 168	14 398	-
深水埗 Sham Shui Po	18 731	3 392	3 428	3 266	3 040	2 812	2 793	-
油尖旺 Yau Tsim Mong	12 653	2 300	2 212	2 101	2 121	2 048	1 871	-
九龍城 Kowloon City	26 280	4 950	4 806	4 476	4 320	3 993	3 735	-
黃大仙 Wong Tai Sin	15 015	2 825	2 656	2 511	2 460	2 305	2 258	-
觀塘 Kwun Tong	24 783	4 353	4 311	4 252	4 116	4 010	3 741	-
新界 New Territories	167 614	30 497	29 990	28 729	27 643	26 335	24 420	-
荃灣 Tsuen Wan	9 125	1 639	1 627	1 565	1 521	1 434	1 339	-
屯門 Tuen Mun	22 564	4 145	4 138	3 819	3 684	3 511	3 267	-
元朗 Yuen Long	28 981	5 134	5 123	4 979	4 811	4 723	4 211	-
北區 North	18 488	3 286	3 257	3 302	3 109	2 853	2 681	-
大埔 Tai Po	13 795	2 490	2 474	2 375	2 260	2 210	1 986	-
沙田 Sha Tin	31 263	5 758	5 595	5 392	5 071	4 897	4 550	-
西貢 Sai Kung	17 284	3 226	3 081	2 859	2 857	2 698	2 563	-
離島 Islands	5 304	1 011	1 001	916	876	761	739	-
葵青 Kwai Tsing	20 810	3 808	3 694	3 522	3 454	3 248	3 084	-

- 註： (1) 數字反映2024年9月中的情況。
(2) 數字包括普通中學日校，但不包括特殊學校及由營辦補習班、職業訓練及成人教育的私立學校所開辦的日間中學課程。
(3) 在推行新高中學制後，本地課程自2012年起沒有中七津貼學額。
(4) 部分非公營學校開辦非本地正規課程。
(5) 學校分區按其校舍所在的區議會分區劃分。

- Notes: (1) Figures refer to the position as at mid-September 2024.
(2) Figures include ordinary secondary day schools, but not special schools and secondary day courses operated by private schools offering tutorial, vocational and adult education courses.
(3) Upon implementation of the New Senior Secondary Academic Structure, there are no subsidised Secondary 7 places under the local curriculum starting from 2012.
(4) Some of the non-public sector schools operate non-local formal curriculum courses.
(5) School districts are delineated by the District Council districts of the school premises.

4.7 (續) 2024年中學日校學生人數 — 按分區及級別統計
(Cont'd) Student Enrolment in Secondary Day Schools by District and Grade, 2024

(C) 國際及其他私立學校
International and Other Private Schools

分區 District	所有級別 All Grades	中一 S1	中二 S2	中三 S3	中四 S4	中五 S5	中六 S6	中七 S7
所有分區 All Districts	30 723	5 464	5 382	4 823	4 294	4 203	3 863	2 694
香港島 Hong Kong Island	14 118	2 524	2 484	2 196	1 862	1 909	1 771	1 372
中西區 Central & Western	2 012	348	334	298	288	266	250	228
灣仔 Wan Chai	1 008	220	184	156	102	136	118	92
東區 Eastern	2 836	530	545	487	308	388	377	201
南區 Southern	8 262	1 426	1 421	1 255	1 164	1 119	1 026	851
九龍 Kowloon	9 341	1 615	1 649	1 468	1 371	1 359	1 259	620
深水埗 Sham Shui Po	1 833	403	364	300	256	234	171	105
油尖旺 Yau Tsim Mong	531	1	6	5	53	122	329	15
九龍城 Kowloon City	4 632	772	839	770	668	655	554	374
黃大仙 Wong Tai Sin	624	137	134	112	98	99	44	-
觀塘 Kwun Tong	1 721	302	306	281	296	249	161	126
新界 New Territories	7 264	1 325	1 249	1 159	1 061	935	833	702
荃灣 Tsuen Wan	85	23	13	13	16	9	9	2
屯門 Tuen Mun	904	133	136	135	125	125	132	118
元朗 Yuen Long	-	-	-	-	-	-	-	-
北區 North	436	82	74	80	62	69	43	26
大埔 Tai Po	1 165	299	254	216	173	110	76	37
沙田 Sha Tin	2 991	453	460	449	426	423	401	379
西貢 Sai Kung	585	142	122	98	109	54	39	21
離島 Islands	1 098	193	190	168	150	145	133	119
葵青 Kwai Tsing	-	-	-	-	-	-	-	-

- 註： (1) 數字反映2024年9月中的情況。
(2) 數字包括普通中學日校，但不包括特殊學校及由營辦補習班、職業訓練及成人教育的私立學校所開辦的日間中學課程。
(3) 在推行新高中學制後，本地課程自2012年起沒有中七津貼學額。
(4) 部分非公營學校開辦非本地正規課程。
(5) 學校分區按其校舍所在的區議會分區劃分。

- Notes: (1) Figures refer to the position as at mid-September 2024.
(2) Figures include ordinary secondary day schools, but not special schools and secondary day courses operated by private schools offering tutorial, vocational and adult education courses.
(3) Upon implementation of the New Senior Secondary Academic Structure, there are no subsidised Secondary 7 places under the local curriculum starting from 2012.
(4) Some of the non-public sector schools operate non-local formal curriculum courses.
(5) School districts are delineated by the District Council districts of the school premises.

4.8 2024年中學日校學生人數 — 按級別、性別及年齡統計
Student Enrolment in Secondary Day Schools by Grade, Sex and Age, 2024

級別 Grade	性別 Sex	所有歲數 All Ages	年齡 Age								
			≤ 12	13	14	15	16	17	18	19	≥ 20
所有級別 All Grades		340 607	71 338	56 851	54 463	53 970	53 487	39 280	8 608	2 037	573
	男 Male	176 431	36 258	29 623	28 459	27 842	27 512	20 564	4 745	1 104	324
	女 Female	164 176	35 080	27 228	26 004	26 128	25 975	18 716	3 863	933	249
中一 Secondary 1		62 248	55 271	5 538	1 179	**	39	**	**	-	-
	男 Male	32 366	28 310	3 191	722	**	18	**	**	-	-
	女 Female	29 882	26 961	2 347	457	**	21	**	**	-	-
中二 Secondary 2		60 818	15 428	37 112	6 360	1 561	308	**	**	-	-
	男 Male	31 793	7 645	19 423	3 602	912	182	**	**	-	-
	女 Female	29 025	7 783	17 689	2 758	649	126	**	**	-	-
中三 Secondary 3		57 859	**	13 643	33 507	7 532	2 000	456	73	9	**
	男 Male	30 279	**	6 747	17 550	4 187	1 179	270	39	5	**
	女 Female	27 580	**	6 896	15 957	3 345	821	186	34	4	**
中四 Secondary 4		55 280	**	**	12 874	31 320	7 819	2 188	412	81	28
	男 Male	28 560	**	**	6 325	16 156	4 273	1 254	226	45	18
	女 Female	26 720	**	**	6 549	15 164	3 546	934	186	36	10
中五 Secondary 5		52 515	-	**	**	12 819	30 044	6 775	1 848	377	108
	男 Male	26 898	-	**	**	6 244	15 379	3 743	1 029	190	52
	女 Female	25 617	-	**	**	6 575	14 665	3 032	819	187	56
中六 Secondary 6		49 193	-	-	**	521	12 794	27 927	5 970	1 549	**
	男 Male	25 227	-	-	**	219	6 266	14 341	3 300	852	**
	女 Female	23 966	-	-	**	302	6 528	13 586	2 670	697	**
中七 Secondary 7		2 694	-	-	-	**	483	1 885	298	21	**
	男 Male	1 308	-	-	-	**	215	930	145	12	**
	女 Female	1 386	-	-	-	**	268	955	153	9	**

註: (1) 數字反映2024年9月中的情況。
(2) 數字包括普通中學日校，但不包括特殊學校及由營辦補習班、職業訓練及成人教育的私立學校所開辦的日間中學課程。
(3) 在推行新高中學制後，本地課程自2012年起沒有中七津貼學額。
** 為使個別學生的資料得以保密，數字不予公布。

Notes: (1) Figures refer to the position as at mid-September 2024.
(2) Figures include ordinary secondary day schools, but not special schools and secondary day courses operated by private schools offering tutorial, vocational and adult education courses.
(3) Upon implementation of the New Senior Secondary Academic Structure, there are no subsidised Secondary 7 places under the local curriculum starting from 2012.
** Figures are not released to safeguard confidentiality of information pertaining to individual students.

4.9 2014年至2024年夜間中學課程⁽¹⁾學生人數 — 按級別統計
Student Enrolment in Secondary Evening Courses⁽¹⁾ by Grade, 2014-2024

級別 Grade	2014	2015	2016	2017	2018	2019	2020	2021	2022	2023	2024
所有級別 All Grades	1 666	1 526	1 285	1 226	1 193	1 031	1 006	1 082	986	914	908
中一 Secondary 1	40	40	39	26	30	22	22	47	19	28	5
中二 Secondary 2	40	40	41	37	29	34	32	22	14	18	0
中三 Secondary 3	81	80	80	86	65	65	72	53	65	67	41
中四 Secondary 4	343	288	259	276	269	223	197	196	202	166	184
中五 Secondary 5	427	389	359	339	330	299	247	313	237	251	233
中六 Secondary 6	735	682	507	462	470	388	436	451	449	384	445
中七 Secondary 7	-	7	-	-	-	-	-	-	-	-	-

註： (1) 2020年數字反映10月中的情況，其餘則為該年9月中的情況。

(2) 數字包括由私立中學（當中包括於指定中心授課的認可辦學機構）和營辦補習班、職業訓練及成人教育的私立學校所開辦的夜間中學課程。

Notes: (1) Figures for 2020 refer to the position as at mid-October, and others refer to the position as at mid-September of the respective years.

(2) Figures include secondary evening courses operated by private secondary schools (also covering those operated by approved course providers in designated centres) and private schools offering tutorial, vocational and adult education courses.

V

特殊教育

Special Education

5.1 2014年至2024年特殊學校及設有特殊班的普通學校數目
Number of Special Schools and Ordinary Schools with Special Classes, 2014-2024

		2014	2015	2016	2017	2018	2019	2020	2021	2022	2023	2024
本地特殊學校 ^{(1) (2) (3)} Local Special School ^{(1) (2) (3)}	所有程度 All Levels	60	60	60	61	60	60	61	62	62	62	62
	小學 Primary	56	56	56	57	58	58	59	60	60	60	60
	中學 Secondary	59	59	59	60	59	60	61	62	62	62	62
英基學校協會屬下特殊學校 English Schools Foundation Special School	所有程度 All Levels	1	1	1	1	1	1	1	1	1	1	1
	小學 Primary	1	1	1	1	1	1	1	1	1	1	1
	中學 Secondary	1	1	1	1	1	1	1	1	1	1	1
設有特殊班的普通學校 ⁽⁴⁾ Ordinary School with Special Classes ⁽⁴⁾	所有程度 All Levels	3	5	6	8	9	8	8	8	7	9	10
	小學 Primary	1	2	2	4	4	2	2	2	2	3	4
	中學 Secondary	3	5	6	7	9	7	7	8	7	8	8

註： 數字不包括在社會福利署轄下註冊的特殊幼兒中心。

- (1) 2014年至2017年的數字包括一所主流化中的學校。該所學校的小學部於2010年8月完成主流化，而其中學部亦已於2018年8月完成主流化。
- (2) 本地特殊學校一般提供中學及小學教育，少量學校只提供中學／小學教育。
- (3) 本地特殊學校的數字包括一所在公立醫院運作並提供中學及小學教育的醫院學校。
- (4) 只有很少數的非公營普通學校開辦特殊班。

Notes: Figures do not include special child care centres registered under the Social Welfare Department.

- (1) Figures from 2014 to 2017 include one mainstreaming special school. The mainstreaming of its primary section was completed in August 2010 and the mainstreaming of its secondary section was completed in August 2018.
- (2) In general, local special schools provide primary and secondary education. A small number of schools provide solely primary/secondary education.
- (3) Figures of local special schools include 1 hospital school providing primary and secondary education at public hospitals.
- (4) Only a very small number of non-public sector ordinary schools are operating special classes.

5.2 2014年至2024年接受特殊教育（包括普通學校的特殊班）學生人數 — 按程度統計
Student Enrolment in Special Education (Including Special Classes in Ordinary Schools) by Level, 2014-2024

		2014	2015	2016	2017	2018	2019	2020	2021	2022	2023	2024
接受特殊教育的學生總人數 Total Enrolment in Special Education	所有程度 All Levels	7 760	7 847	7 843	8 002	8 130	8 344	8 356	8 471	8 539	8 892	9 118
	小學 Primary	3 231	3 374	3 460	3 680	3 838	3 971	3 996	3 975	3 997	4 214	4 259
	中學 Secondary	4 529	4 473	4 383	4 322	4 292	4 373	4 360	4 496	4 542	4 678	4 859
在特殊學校就讀的學生人數 ⁽¹⁾⁽²⁾⁽³⁾ Enrolment in Special Schools ⁽¹⁾⁽²⁾⁽³⁾	所有程度 All Levels	7 712	7 770	7 752	7 896	8 008	8 270	8 290	8 379	8 458	8 818	9 018
	小學 Primary	3 224	3 362	3 449	3 633	3 806	3 946	3 980	3 956	3 979	4 196	4 228
	中學 Secondary	4 488	4 408	4 303	4 263	4 202	4 324	4 310	4 423	4 479	4 622	4 790
在普通學校特殊班就讀的學生 人數 ⁽⁴⁾ Enrolment in Special Classes in Ordinary Schools ⁽⁴⁾	所有程度 All Levels	48	77	91	106	122	74	66	92	81	74	100
	小學 Primary	7	12	11	47	32	25	16	19	18	18	31
	中學 Secondary	41	65	80	59	90	49	50	73	63	56	69

註： 數字反映該年9/10月的情況。數字不包括在社會福利署轄下註冊的特殊幼兒中心及那些在沒開辦特殊班的普通學校就讀而有特殊教育需要的學生。

(1) 2014年至2017年的數字包括一所主流化中的學校。該所學校的小學部於2010年8月完成主流化，而其中學部亦已於2018年8月完成主流化。

(2) 本地特殊學校一般提供中學及小學教育，少量學校只提供中學／小學教育。

(3) 本地特殊學校的數字包括一所在公立醫院運作並提供中學及小學教育的醫院學校。

(4) 只有很少數的非公營普通學校開辦特殊班。

Notes: Figures refer to the position as at September/October of the respective years. Figures do not include special child care centres registered under the Social Welfare Department and those students with special educational needs who are enrolled in ordinary schools without operating special classes.

(1) Figures from 2014 to 2017 include one mainstreaming special school. The mainstreaming of its primary section was completed in August 2010 and the mainstreaming of its secondary section was completed in August 2018.

(2) In general, local special schools provide primary and secondary education. A small number of schools provide solely primary/secondary education.

(3) Figures of local special schools include 1 hospital school providing primary and secondary education at public hospitals.

(4) Only a very small number of non-public sector ordinary schools are operating special classes.

5.3 2014年至2024年本地特殊學校學生人數 — 按程度及類別統計 Student Enrolment in Local Special Schools by Level and Category, 2014-2024

類別 Category		2014	2015	2016	2017	2018	2019	2020	2021	2022	2023	2024
所有程度 All Levels		7 643	7 703	7 682	7 826	7 939	8 201	8 223	8 311	8 389	8 747	8 951
視障	Visual Impairment	126	125	123	112	110	119	125	126	122	124	126
聽障	Hearing Impairment	102	87	89	84	64	71	63	57	61	67	70
肢體傷殘	Physical Disability	921	915	883	877	907	903	880	872	854	862	838
智障	Intellectual Disability											
- 輕度	- Mild	3 051	3 049	3 103	3 154	3 218	3 295	3 314	3 356	3 418	3 513	3 572
- 中度	- Moderate	1 865	1 879	1 911	1 992	2 040	2 103	2 188	2 275	2 329	2 449	2 571
- 嚴重	- Severe	691	679	687	699	706	712	708	717	728	735	736
群育學校	School for Social Development	632	600	553	594	614	647	572	596	588	633	686
醫院學校	Hospital School	255	369	333	314	280	351	373	312	289	364	352
小學 Primary		3 191	3 337	3 423	3 610	3 783	3 920	3 955	3 931	3 951	4 167	4 201
視障	Visual Impairment	58	57	61	57	59	58	67	64	60	57	59
聽障	Hearing Impairment	18	20	25	25	20	26	23	22	22	28	30
肢體傷殘	Physical Disability	337	334	350	359	370	389	405	405	381	384	359
智障	Intellectual Disability											
- 輕度	- Mild	1 343	1 318	1 375	1 447	1 525	1 558	1 555	1 589	1 624	1 697	1 738
- 中度	- Moderate	826	879	918	992	1 094	1 149	1 172	1 216	1 222	1 262	1 319
- 嚴重	- Severe	311	318	330	353	373	364	355	340	345	336	330
群育學校	School for Social Development	153	175	155	183	180	181	149	161	162	189	182
醫院學校	Hospital School	145	236	209	194	162	195	229	134	135	214	184
中學 Secondary		4 452	4 366	4 259	4 216	4 156	4 281	4 268	4 380	4 438	4 580	4 750
視障	Visual Impairment	68	68	62	55	51	61	58	62	62	67	67
聽障	Hearing Impairment	84	67	64	59	44	45	40	35	39	39	40
肢體傷殘	Physical Disability	584	581	533	518	537	514	475	467	473	478	479
智障	Intellectual Disability											
- 輕度	- Mild	1 708	1 731	1 728	1 707	1 693	1 737	1 759	1 767	1 794	1 816	1 834
- 中度	- Moderate	1 039	1 000	993	1 000	946	954	1 016	1 059	1 107	1 187	1 252
- 嚴重	- Severe	380	361	357	346	333	348	353	377	383	399	406
群育學校	School for Social Development	479	425	398	411	434	466	423	435	426	444	504
醫院學校	Hospital School	110	133	124	120	118	156	144	178	154	150	168

註： 數字反映該年9月中的情況。數字不包括在社會福利署轄下註冊的特殊幼兒中心。

Note: Figures refer to the position as at mid-September of the respective years. Figures do not include special child care centres registered under the Social Welfare Department.

名詞釋義
Glossary of Terms

名詞釋義

以下是學生人數統計中所用各主要名詞的定義，這些名詞的定義或會與教育局其他分部／組所用的定義不盡相同，故不能視為其他用途的正式定義。（為方便查閱，以下名詞是根據其英文譯名的字母次序排列。）

學額

幼稚園（包括幼稚園暨幼兒中心）方面，學額指每間課室或幼兒中心部分在容額證明書所列的註冊課室最高容額／幼兒中心部分的批准容額，並按當年開辦的半日班與全日班及幼稚園班與2-3歲班的學生人數分布情況計算。空置課室及空置的幼兒中心部分不包括在計算之內。

小學及中學方面，學額指有關學校的預設學位數目。就公營學校（包括官立、資助及按位津貼學校）而言，學校的學額是由教育局所規定。在不同年度、地區或學校，學額或會有所不同，須視乎當時的政策而定。

至於直接資助計劃及私立學校（包括私立獨立學校及國際學校），學額則按學校在「學生人數統計調查」中填報的計劃取錄學生人數而編算。

在2021年之前，「學生人數統計調查」並沒有收集私立獨立學校及國際學校以外的私立學校的預設學位數目。就這些學校而言，其學額是參照《教育條例》所規定每班最多可容納的學生人數，或以有關課室的核准學額為上限計算。此外，在2021年之前，只有開辦班級（不包括空置課室）的預設學位數目才計算在內。

Glossary of Terms

This glossary lists the definition of the major terms used in student enrolment statistics. They may differ from those used by other divisions/sections of the Education Bureau and should NOT therefore be taken as OFFICIAL ones to be adopted for other purposes. (For easy reference, the terms below are arranged in alphabetical order.)

Accommodation

For kindergartens (including kindergarten-cum-child care centres), it refers to the maximum capacity of a registered classroom/child-care-centre portion as stipulated on the Certificate of Accommodation/approved capacity of child-care-centre portions with reference to the split in student enrolment between half day and whole day sessions as well as between kindergarten classes and aged 2-3 classes in operation in the year. Vacant classrooms and vacant child care centre portions are not included in the counting.

For primary and secondary schools, it refers to the planned number of school places offered by the school concerned. For public sector schools (including government, aided and caput schools), accommodation of schools is stipulated by the Education Bureau, which may vary across years, districts or schools depending on the prevailing policy.

For DSS and private schools (including Private Independent Schools and international schools), it is compiled with reference to the number of students that a school plans to admit as reported by the school in the Student Enrolment Survey.

Before 2021, the planned number of school places was not collected from private schools other than Private Independent Schools and international schools in the Student Enrolment Survey. For these schools, accommodation was then compiled with reference to the maximum number of students that can be admitted according to the Education Ordinance, or as constrained by the permitted accommodation of the classrooms concerned. Also, only the planned number of school places in operating classes (excluding vacant classrooms) were counted before 2021.

名詞釋義 (續)

資助學校

由志願團體開辦的學校。這些學校的辦學經費，主要由政府按照統一的資助則例撥與。

按位津貼學校

受政府以按位津貼形式資助的學校（即按每名學生計算）。

每班人數

在統計參照日各班所註冊的學生人數，即9月中的情況（除註明外）。如一班內有不同級別的學生（即混合班），各級別的學生人數會以個別級別所有的學生計算。而班級數目則按該班內不同級別的數目而分為二分之一班、三分之一班等。

直接資助計劃

一項在1991年推行的計劃，目的旨在使教育制度更多元化，為家長提供更多選擇。在這計劃下，直接資助學校在符合基本教育標準的情況下，可自行決定課程、學費及收生條件。政府所給予的資助，則視乎有關學校的收生人數而定（即有關學校能否吸引家長）。

分區

學校分區按其校舍所在的區議會分區劃分。本港共有18個區議會分區。由2019年開始，設在臨時校舍的學校會按其校舍原址所在的區議會分區劃分。

Glossary of Terms (Cont'd)

Aided School

A school operated by a voluntary body and mainly financed by the Government through the unified Code of Aid.

Caput School

A school which receives Government assistance in the form of a Per Caput Grant (i.e. on a per student basis).

Class Size

The number of students registered in a class as at the reference date, i.e. mid-September (unless otherwise stated). For a combined class with students from different grades, the class size of a particular grade is the number of students of that grade. The number of class is counted as one-half, one-third, etc. according to the number of grades in the class.

Direct Subsidy Scheme (DSS)

A scheme introduced in 1991 to inject more variety into the education system to provide parents with more choices. Under the scheme, schools are free to decide their curriculum, fees and entrance requirements that are consistent with basic education standards. Government subsidy may vary depending on the number of enrolment in the schools, i.e. on the success of the schools in attracting parents.

District

School districts are delineated by the District Council (DC) districts of the school premises. There are 18 DC districts in Hong Kong. Starting from 2019, the districts for schools with decanting premises are based on the DC districts of the original premises.

名詞釋義（續）

英基學校協會

指由「英基學校協會」管轄的國際學校。而「英基學校協會」是在1967年根據有關條例成立，在香港或其他地方擁有、管理、管治和營辦學校，該等學校是不分種族及宗教、提供以英語為媒介的現代的通才教育予能從上述教育獲益的男童及女童的。

官立學校

完全由政府資助及直接營辦的學校。

級別

代表學生在一個學年內所修讀的學校課程。

國際學校

指主要為非本地學生提供完整的非本地正規課程，並經教育局認可為國際學校的學校。

幼稚園教育計劃

由2017年開始，政府推行新的幼稚園教育計劃，以取代學前教育學券計劃。在新政策下，政府會直接向參加幼稚園教育計劃的合資格本地非牟利幼稚園提供資助。政策目的是提供易於負擔的優質幼稚園教育，以及提高學童按其所需接受不同模式幼稚園教育的機會。

Glossary of Terms (Cont'd)

English Schools Foundation

They refer to those international schools operated under the administration of the English Schools Foundation (ESF). The ESF was established by Ordinance in 1967 to own, manage, administer and operate within Hong Kong or elsewhere schools offering, without regard to race or religion, a modern liberal education through the medium of English language to boys and girls who are able to benefit from such an education.

Government School

A school wholly financed and operated by the Government.

Grade

A division of the instructional programme of a school representing the work of one school year.

International Schools

They refer to those schools recognised by the Education Bureau as international schools that offer full non-local formal curricula primarily for non-local students.

Kindergarten Education Scheme

From 2017, the Government has implemented the new Kindergarten Education Scheme to replace the Pre-primary Education Voucher Scheme. Under the new policy, eligible local non-profit-making kindergartens joining the Kindergarten Education Scheme will be provided with direct subsidy. The policy objectives are to provide quality and highly affordable kindergarten education, and to enhance students' access to different services that suit their needs.

名詞釋義（續）

本地學校

幼稚園方面，本地學校是指根據香港課程發展議會頒布的最新幼稚園課程指引，提供全面的本地課程的幼稚園（包括幼稚園暨幼兒中心）。

就中、小學而言，國際學校以外的學校統稱為本地學校。這包括提供本地正規課程的學校，而該校學生亦會準備參與本地公開考試（如香港中學文憑），以及主要為本地學生而提供非本地正規課程的直接資助計劃學校及私立學校。

學前教育學券計劃

學前教育學券計劃自2007年起推行，主要為入讀本地非牟利幼稚園幼兒班、低班或高班學童的家長提供直接學費資助，以供支付子女的幼稚園學費。由2017年開始，學前教育學券計劃被幼稚園教育計劃所取代。

私立獨立學校

私立獨立學校是根據1999年私立學校政策檢討推展的私立獨立學校計劃所設立的私立學校。私立獨立學校大部分開辦非本地正規課程。

私立學校

私立學校屬於私營學校，以自負盈虧和市場運作原則營辦。

Glossary of Terms (Cont'd)

Local Schools

For kindergartens, local schools refer to those kindergartens (including kindergarten-cum-child care centres) which offer a full local curriculum in accordance with the latest kindergarten education curriculum guide issued by the Curriculum Development Council of Hong Kong.

For primary and secondary schools, schools other than international schools are collectively referred to as local schools. These cover schools which offer a local formal curriculum and whose students are prepared to sit for local examinations (e.g. the Hong Kong Diploma of Secondary Education), as well as those DSS schools and private schools which offer non-local formal curricula primarily for local students.

Pre-primary Education Voucher Scheme

The Pre-primary Education Voucher Scheme was introduced in 2007 mainly to provide direct fee subsidy for parents of children attending nursery, lower and upper classes in local non-profit-making kindergartens under the Pre-primary Education Voucher Scheme in meeting towards the tuition fee of kindergarten education for their children. The Pre-primary Education Voucher Scheme has been replaced by the Kindergarten Education Scheme since 2017.

Private Independent Schools

Private Independent Schools are private schools established under the Private Independent School Scheme which was launched pursuant to the 1999 Private School Policy Review. Most of the Private Independent Schools operate non-local formal curriculum course.

Private Schools

Private schools are privately run and operate on a self-financing and market driven basis.

名詞釋義 (續)

公營學校

公營學校指官立、資助及按位津貼學校。

重讀生

重讀生是指

- 甲) 在統計參照日就讀與上個學年同一級別的學生，即9月中的情況（除註明外），不論他們是在同一學校重讀，或是從另一學校轉校重讀，或
- 乙) 在上個學年內輟學而現時就讀輟學前同一級別的學生，不論他們以前是在那一所學校就讀。

學校

在學年初正在辦學的教育機構，而不論其註冊學生人數。學校的數目是以註冊數目計算。一間學校可以有一個或多個校址，以及有一個或多個學校行政單位。另一方面，兩間或以上的學校亦可分佔同一個校址辦學，及由一個或多個學校行政單位管理。

學校數目的統計數字是由教育局學校發展分部提供。藝術與科技教育中心（前稱實用教育中心）、可觀自然教育中心暨天文館和明愛陳震夏郊野學園亦包括在學校數目內。

學校類別

根據經費來源及營辦方式，劃分為官立、資助、按位津貼、直接資助計劃、私立及國際學校。

Glossary of Terms (Cont'd)

Public sector schools

Public sector schools refer to government, aided and caput schools.

Repeaters

Repeaters refer to

- a) students who are studying the same grade as they were in the last school year as at the reference date, i.e. mid-September (unless otherwise stated), regardless of whether they are studying in the same school or have been transferred there from another school, or
- b) students who had withdrawn from studies during the last school year and are now attending the same grade as they did before they withdrew regardless of the school they previously attended.

School

An education institution in operation at the beginning of the school year, irrespective of the number of students enrolled. The number of schools is registration based. A school may be situated at one or more locations and managed by one or more school administrations. On the other hand, two or more schools may share accommodation in a single premises and managed by one or more administrations.

Statistics on the number of schools are provided by the School Development Division of the Education Bureau. The Arts & Technology Education Centre (previously known as Practical Education Centre), Ho Koon Nature Education cum Astronomical Centre and Caritas Chan Chun Ha Field Studies Centre have been included in the total number of schools.

Sector

Schools are classified into government, aided, caput, DSS, private and international ones according to the mode of financing and operation.

名詞釋義（續）

上課時間

學校指定學生回校上課的一段時間。學校可分別開辦上午班、下午班及全日制班級或同時開辦上述班級。

普通學校的特殊班

在普通學校內特別為有特殊學習需要的學生所開辦的班級。只有很少數的非公營普通學校開辦特殊班。

特殊學校

為較為嚴重殘疾兒童提供教育的學校，例如：視障、聽障、肢體傷殘或智障的兒童。

學生人數

幼稚園、小學及中學的學生人數是指在統計參照日的就讀人數，即9月中的情況（除註明外）。所列數字已包括重讀生人數。

Glossary of Terms (Cont'd)

Session

A period of time on a school day in which a group of students attend school. Schools may operate AM, PM, and Whole Day sessions separately or in combinations.

Special Class in Ordinary School

A class operated in an ordinary school particularly for students with special educational needs. Only a very small number of non-public sector ordinary schools are operating special classes.

Special School

A school which provides education for children with more severe disability, e.g. visual impairment, hearing impairment, physical disability and intellectually disability.

Student Enrolment

Student enrolment in kindergartens, primary and secondary schools refers to the number of students in these schools as at the reference date, i.e. mid-September (unless otherwise stated). Figures shown include the number of repeaters.

