

目錄

CONTENTS

		頁數
		<u>Page</u>
第 1 章	引言	1
Chapter 1	Introduction	
第 2 章	統計調查結果	5
Chapter 2	Survey Findings	

統計表一覽

List of Tables

	頁數
	<u>Page</u>
表 2.1 : 2016 年 10 月按升學和就業情況及畢業生的學校類別劃分的 2015/16 學年中六畢業生人數及百分比分布	7
Table 2.1 : Number and Percentage Distribution of 2015/16 S6 Graduates by Activity Status and School Sector of the Graduates, October 2016	
表 2.2 : 2016 年 10 月按修讀的課程及畢業生的學校類別劃分的繼續修讀全日制課程的 2015/16 學年中六畢業生人數及百分比分布	10
Table 2.2 : Number and Percentage Distribution of 2015/16 S6 Graduates who were Pursuing Full-time Study by Type of Course and School Sector of the Graduates, October 2016	
表 2.3 : 2016 年 10 月按升學地區及修讀的課程類別劃分的在香港以外地方繼續修讀全日制課程的 2015/16 學年中六畢業生人數及百分比分布	15
Table 2.3 : Number and Percentage Distribution of 2015/16 S6 Graduates who were Pursuing Full-time Study Outside Hong Kong by Place of Study and Type of Course, October 2016	

統計圖一覽

List of Charts

	頁數
	<u>Page</u>
圖 2.1 : 2015/16 學年中六畢業生在 2016 年 10 月的各升學及就業情況的人數及百分比分布	5
Chart 2.1 : Number and Percentage Distribution of 2015/16 S6 Graduates by Activity Status, October 2016	
圖 2.2 : 2014/15 及 2015/16 學年中六畢業生在畢業年份的各升學及就業情況的百分比分布	6
Chart 2.2 : Percentage Distribution of 2014/15 and 2015/16 S6 Graduates by Activity Status in the Year of Graduation	
圖 2.3 : 2016 年 10 月按修讀的課程類別劃分的繼續修讀全日制課程的 2015/16 學年中六畢業生人數及百分比分布	8
Chart 2.3 : Number and Percentage Distribution of 2015/16 S6 Graduates who were Pursuing Full-time Study by Type of Course, October 2016	
圖 2.4 : 按修讀的課程類別劃分的在畢業年份繼續修讀全日制課程的 2014/15 及 2015/16 學年中六畢業生的百分比分布	11
Chart 2.4 : Percentage Distribution of 2014/15 and 2015/16 S6 Graduates who were Pursuing Full-time Study in the Year of Graduation by Type of Course	
圖 2.5 : 2016 年 10 月按升學地區劃分的繼續修讀全日制課程的 2015/16 學年中六畢業生人數及百分比分布	12
Chart 2.5 : Number and Percentage Distribution of 2015/16 S6 Graduates who were Pursuing Full-time Study by Place of Study, October 2016	
圖 2.6 : 按升學地區劃分的在畢業年份繼續修讀全日制課程的 2014/15 及 2015/16 學年中六畢業生的百分比分布	13
Chart 2.6 : Percentage Distribution of 2014/15 and 2015/16 S6 Graduates who were Pursuing Full-time Study in the Year of Graduation by Place of Study	

統計調查目的

1.1. 隨着新高中學制於 2012/13 學年全面進行，以及為了優化本局對實施新高中課程的支援，並幫助學生透過多元出路實踐抱負，本局於 2012 年起，每年進行中六學生出路統計調查，以搜集有關中六畢業生在升學方面的基本資料。

1.2. 2016 年的統計調查是第五輪進行的調查，主要目的在於了解 2015/16 學年中六畢業生的升學及就業情況(包括全日制求學、全職工作、部分時間工作或部分時間求學、以及既非工作亦非求學)，而統計的參照期為 2016 年 10 月。是項調查同時搜集中六畢業生就讀全日制課程的資料，以作分析之用。

統計調查的涵蓋範圍

1.3. 是項統計調查涵蓋全港所有本地普通中學日校(包括官立、資助及按位津貼學校、直接資助計劃下的學校、以及提供本地課程的私立學校)的 2015/16 學年中六畢業生，但

Survey objectives

1.1. Upon the full implementation of the New Senior Secondary (NSS) academic structure in the 2012/13 school year, and with the aims of enhancing the support for the implementation of the NSS curriculum and helping students meet their aspirations via multiple pathways, this Bureau launched the Secondary 6 (S6) Students' Pathway Survey to collect basic information on the educational status of S6 graduates on an annual basis since 2012.

1.2. Being the fifth round in the series, the 2016 survey was conducted to understand the activity status (including pursuing full-time study; full-time employment; part-time employment or part-time study; and neither employment nor study) of 2015/16 S6 graduates as at the reference date of October 2016. Information on the type of full-time courses being taken by S6 graduates was also collected in the survey for analyses.

Survey coverage

1.3. The survey covered all 2015/16 S6 graduates in all local ordinary secondary day schools in Hong Kong (including government, aided and Caput schools, schools under the Direct Subsidy Scheme and private schools offering local curriculum), with the

不包括英基學校協會屬下學校、其他國際學校、以及提供非本地課程（例如國際文憑課程）的學校，原因是就讀這些課程的學生的升學及就業情況，與本地普通學校的學生有顯著分別，其升學計劃對本地普通學校學額供應並不相關。

數據蒐集方法

1.4. 為方便數據蒐集及輸入，本局引入電子問卷予所有本地普通中學日校填報有關該校整體中六學生的出路資料。在 456 所有 2015/16 學年中六畢業生的本地普通中學日校中（涵蓋總數約為 56 300 名為調查對象的 2015/16 學年中六畢業生），455 所學校回應了這項統計調查，回應率約為 99.8%。然而，在回應的學校中，約有 2 000 名畢業生沒有提供資料。由於沒有關於這 2 000 名畢業生及 1 所無回應的學校的所有中六畢業生的升學及就業情況資料，因此，本報告只涵蓋約 54 300 名有回應的 2015/16 學年中六畢業生。請參閱第 1.7 段及第 1.8 段有關這項統計調查結果的局限。

exception of schools under the English Schools Foundation, other international schools and schools offering non-local curricular courses (e.g. International Baccalaureate (IB) Diploma Programme). This is because the activity status of the students in these courses may be quite different from that of local ordinary school students; their study plans bear little relevance to the provision of school places in local ordinary schools.

Data collection method

1.4. To facilitate data collection and input, this Bureau introduced an e-questionnaire for all local ordinary secondary day schools to report information on their S6 students' pathways at school level. Amongst the 456 local ordinary secondary day schools with 2015/16 S6 graduates (covering a total of some 56 300 target graduates), 455 schools responded to the survey, with a response rate of about 99.8%. However, some 2 000 graduates in the responded schools did not provide any information. Since information on the activity status of these 2 000 graduates and all S6 graduates of the 1 non-responded school was not available, this report covers only some 54 300 responded 2015/16 S6 graduates. Please refer to the limitations of survey findings in paragraphs 1.7 and 1.8.

素質控制

1.5. 為確保統計調查結果準確可靠，我們已對統計調查工作作出嚴格監控，並在調查過程及數據處理程序中採取各項素質控制措施。

1.6. 電子問卷已加入即時資料審核。而所採用的一套資料審核規則是經嚴格制訂而成，更是數據處理程序中素質控制的重要一環。這套資料審核程式可剔除重複遞交及前後矛盾或不合邏輯的答覆。此外，統計員會就含糊的答案致電有關學校進行跟進，以減少資料誤報及確保資料的有效性。

統計調查結果的局限

1.7. 在闡述本報告內的數字時須留意該約 2 000 名無回應的學生的升學及就業情況會很可能與回應的畢業生的情況截然不同。

1.8. 我們參考了 2016/17 學年的學生人數統計數字（一項全面的學生點算工作）及部分教育院校的學生人數行政記錄，估計無回應的中六畢業生大多數從事全職或兼職工作。所以，本報告內有關中六

Quality control

1.5. To ensure the accuracy and reliability of the findings, the survey was subject to rigorous scrutiny. Quality control measures were carried out during the survey operation and data processing phases.

1.6. Instant validation checks were applied in the e-questionnaire. The validation rules were strictly set and constituted the major part of quality control in the data processing stage. These validation checks could eliminate duplicated returns of individual school data and inconsistent or illogical responses to the survey. Besides, any dubious answers were clarified by the survey officers through telephone follow-ups with the schools concerned. In this way, mis-reporting errors were minimised and the validity of data could be ensured.

Limitation of survey findings

1.7. Caution should be taken in interpreting the figures in this report as the activity status of some 2 000 non-responded graduates was likely to be totally different from that of the responded graduates.

1.8. After referring to the student enrolment statistics (a full coverage of student enumeration) of the 2016/17 school year and the administrative records of student enrolment provided by some educational institutions, it was estimated that the non-responded S6 graduates were “most

畢業生從事全職或部分時間工作的人數及百分比很可能被低估了。此外，到外地升學的畢業生人數亦可能被低估了。

likely” to be engaged in full-time/part-time employment. Therefore, the number and percentage of S6 graduates who were engaging in full-time/part-time employment shown in this report were likely to be under-estimated. Besides, the number of graduates pursuing overseas studies was also likely to be under-estimated.

升學及就業情況

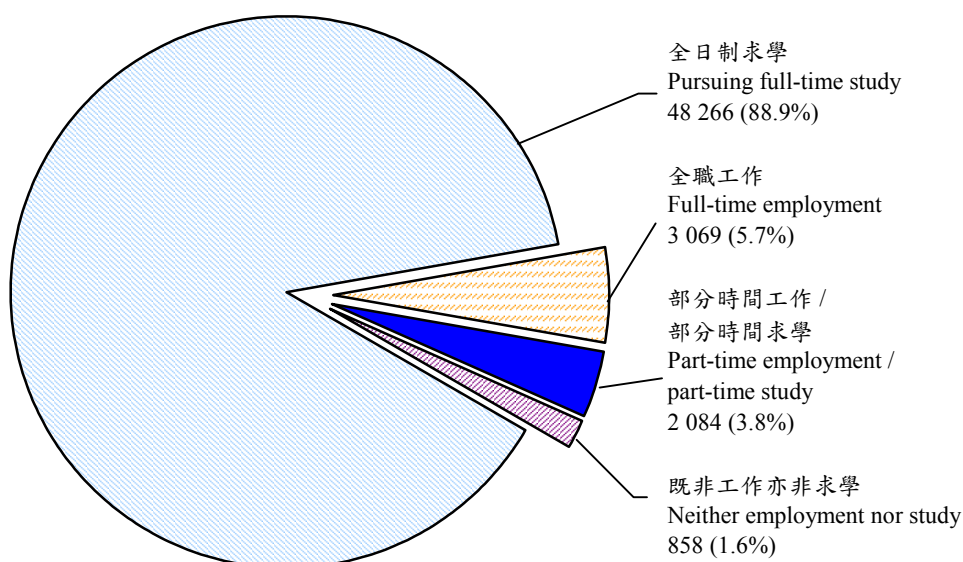
Activity Status

2.1. 在 54 277 名有回應是項統計調查的 2015/16 學年中六畢業生中，88.9%繼續修讀全日制課程，5.7%從事全職工作，3.8%部分時間工作或部分時間求學，而餘下的 1.6%則既非工作亦非求學。（圖 2.1）

2.1. Among the 54 277 2015/16 S6 graduates who responded to the survey, 88.9% were pursuing full-time study. 5.7% were engaging in full-time employment and 3.8% were engaging in part-time employment or part-time study. The remaining 1.6% were neither being employed nor pursuing any study.

(Chart 2.1)

圖2.1： 2015/16 學年中六畢業生在 2016 年 10 月的各升學及就業情況的人數及百分比分布
 Chart 2.1: Number and Percentage Distribution of 2015/16 S6 Graduates by Activity Status, October 2016



有回應的中六畢業生總人數: 54 277

Total number of responded S6 graduates: 54 277

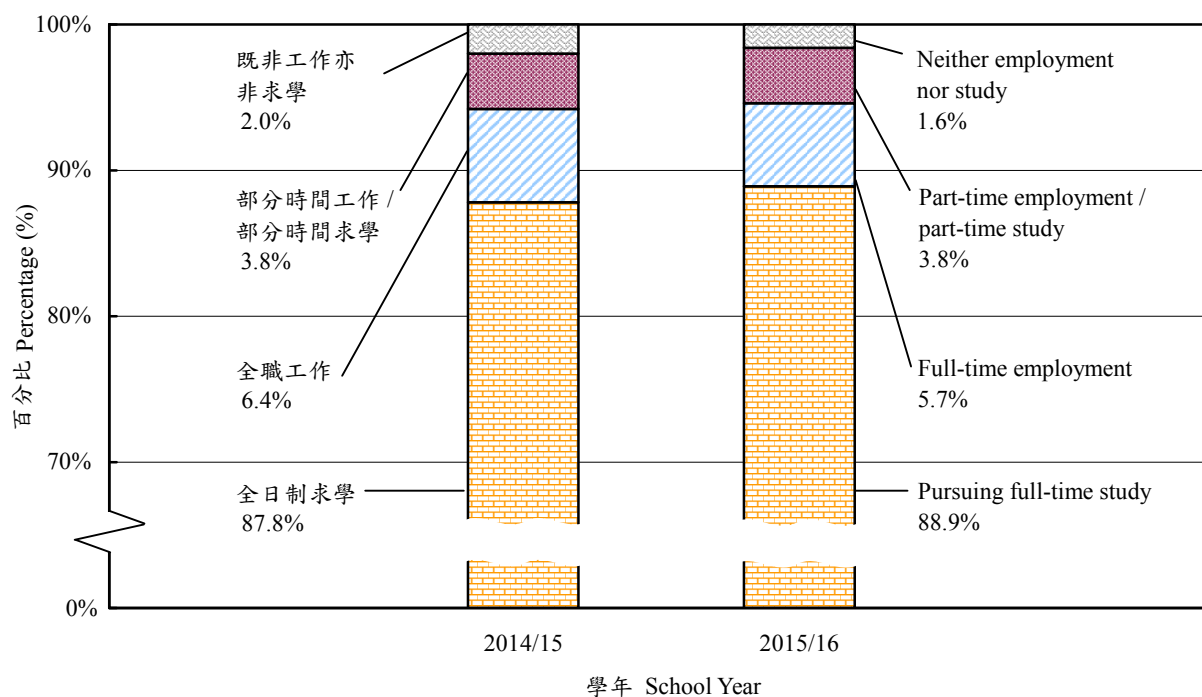
註： 2015/16 學年中六畢業生的總人數約為 56 300 人。

Note: Total number of 2015/16 S6 graduates was some 56 300.

2.2. 繼續修讀全日制課程的2015/16學年中六畢業生的比例(88.9%)較2014/15學年中六畢業生的比例(87.8%)為高。部分時間工作或部分時間求學的2015/16學年中六畢業生的比例(3.8%)與相關的2014/15學年中六畢業生的比例相同。另一方面,在2015/16學年中六畢業生中,分別從事全職工作(5.7%)及既非工作亦非求學(1.6%)的比例均較2014/15學年中六畢業生的比例(6.4%及2.0%)為低。(圖2.2)

2.2. There was a higher proportion of 2015/16 S6 graduates who were pursuing full-time study (88.9%) when compared with that of 2014/15 S6 graduates (87.8%). The proportion of 2015/16 S6 graduates (3.8%) who were engaging in part-time employment/study was the same as that of 2014/15 S6 graduates (3.8%). On the other hand, the proportions among the 2015/16 graduates who were engaging in full-time employment (5.7%) and neither being employed nor pursuing any study (1.6%) respectively were all lower than those of 2014/15 S6 graduates (6.4% and 2.0%). (Chart 2.2)

圖2.2：2014/15及2015/16學年中六畢業生在畢業年份的各升學及就業情況的百分比分布
Chart 2.2 : Percentage Distribution of 2014/15 and 2015/16 S6 Graduates by Activity Status in the Year of Graduation



註：數字反映在畢業年份10月時的情況。

Note: Figures refer to the position as at October of the year of graduation.

2.3. 按畢業生的學校類別分析，資助/按位津貼學校的2015/16學年中六畢業生繼續修讀全日制課程的百分比(89.1%)相對較高。另一方面，就直接資助計劃下的學校及本地私立學校整體而言，其中六畢業生從事全職工作的百分比(7.6%)則為所有學校類別中最高。(表2.1)

2.3. Analysed by school sector of the graduates, aided/Caput schools (89.1%) recorded a relatively higher percentage of 2015/16 S6 graduates who were pursuing full-time study. On the other hand, schools under the Direct Subsidy Scheme and local private schools as a whole had the highest percentage of S6 graduates who were engaging in full-time employment (7.6%). (Table 2.1)

表2.1：2016年10月按升學和就業情況及畢業生的學校類別劃分的2015/16學年中六畢業生人數及百分比分布⁽¹⁾

Table 2.1 : Number and Percentage Distribution of 2015/16 S6 Graduates by Activity Status and School Sector of the Graduates, October 2016⁽¹⁾

升學及就業情況 Activity Status	學校類別 School Sector							
	官立 Government		資助/按位津貼 Aided/Caput		其他 ⁽²⁾ Others ⁽²⁾		合計 All	
	人數 No.	百分比 %	人數 No.	百分比 %	人數 No.	百分比 %	人數 No.	百分比 %
全日制求學 Pursuing full-time study	3 323	88.3	39 035	89.1	5 908	88.4	48 266	88.9
全職工作 Full-time employment	188	5.0	2 371	5.4	510	7.6	3 069	5.7
部分時間工作/部分時間求學 Part-time employment / part-time study	217	5.8	1 713	3.9	154	2.3	2 084	3.8
既非工作亦非求學 Neither employment nor study	34	0.9	709	1.6	115	1.7	858	1.6
總數 Total	3 762	100.0	43 828	100.0	6 687	100.0	54 277	100.0

註：(1) 數字只涵蓋在總數約為56 300名為調查對象的2015/16學年中六畢業生中的約54 300名有回應的畢業生。請參閱第1.7段及第1.8段有關這項統計調查結果的局限。

(2) 其他類別學校包括直接資助計劃下的學校及本地私立學校。

Notes: (1) Figures cover only some 54 300 responded graduates out of a total of some 56 300 target 2015/16 S6 graduates. Please refer to the limitations of survey findings in paragraphs 1.7 and 1.8.

(2) Schools classified under "Others" include schools under the Direct Subsidy Scheme and local private schools.

修讀的課程

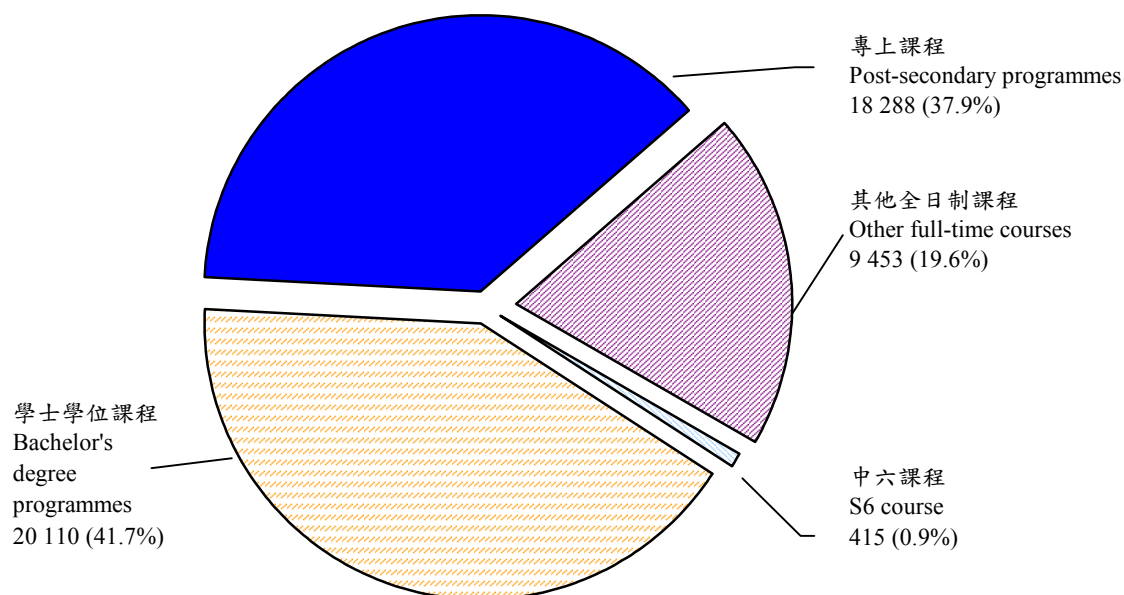
2.4. 在 48 266 名繼續修讀全日制課程的 2015/16 學年中六畢業生中，超過五分之二（即 20 110 人或 41.7%）修讀學士學位課程，18 288 人（37.9%）修讀專上課程及 9 453 人（19.6%）修讀其他全日制課程，餘下的 415 人（0.9%）則重讀中六。（圖 2.3）

Course of Study

2.4. Among the 48 266 2015/16 S6 graduates who were pursuing full-time study, more than two-fifths (i.e. 20 110 or 41.7%) were studying Bachelor's degree programmes. 18 288 (37.9%) were taking post-secondary programmes and 9 453 (19.6%) were studying other full-time courses. The remaining 415 (0.9%) were repeating S6. (Chart 2.3)

圖2.3：2016年10月按修讀的課程類別劃分的繼續修讀全日制課程的2015/16學年中六畢業生人數及百分比分布

Chart 2.3 : Number and Percentage Distribution of 2015/16 S6 Graduates who were Pursuing Full-time Study by Type of Course, October 2016



繼續修讀全日制課程的中六畢業生人數: 48 266

Number of S6 graduates who were pursuing full-time study: 48 266

註：由於四捨五入的關係，上圖內個別項目的百分比相加與總數略有出入。

Note: There is a slight discrepancy between the sum of percentages of individual items and the total as shown in the above chart due to rounding.

2.5. 按修讀的課程及畢業生的學校類別分析，在繼續修讀全日制課程的2015/16學年中六畢業生中，修讀學士學位課程的直接資助計劃下的學校及本地私立學校(49.5%)和官立學校(46.6%)畢業生的百分比相對較資助/按位津貼學校畢業生(40.1%)為高。另一方面，修讀專上課程的資助/按位津貼學校畢業生的百分比(39.1%)，則較官立學校(35.5%)和直接資助計劃下的學校及本地私立學校(31.3%)為高。(表 2.2)

2.5. Analysed by type of courses being taken and school sector of the graduates, among the 2015/16 S6 graduates who were pursuing full-time study, graduates of schools under the Direct Subsidy Scheme and local private schools (49.5%) and government schools (46.6%) registered relatively higher proportions of studying Bachelor's degree programmes than those of aided/Caput schools (40.1%). On the other hand, the proportion of taking post-secondary programmes among the graduates of aided/Caput schools (39.1%) was higher than those of the graduates of government schools (35.5%) and schools under the Direct Subsidy Scheme and local private schools (31.3%). (Table 2.2)

表2.2： 2016年10月按修讀的課程及畢業生的學校類別劃分的繼續修讀全日制課程的2015/16學年中六畢業生人數及百分比分布

Table 2.2 : Number and Percentage Distribution of 2015/16 S6 Graduates who were Pursuing Full-time Study by Type of Course and School Sector of the Graduates, October 2016

課程 Course	學校類別 School Sector							
	官立 Government		資助/按位津貼 Aided/Caput		其他 ⁽¹⁾ Others ⁽¹⁾		合計 All	
	人數 No.	百分比 %	人數 No.	百分比 %	人數 No.	百分比 %	人數 No.	百分比 %
中六課程 Secondary 6 course	21	0.6	271	0.7	123	2.1	415	0.9
學士學位課程 ⁽²⁾ Bachelor's degree programmes ⁽²⁾	1 550	46.6	15 638	40.1	2 922	49.5	20 110	41.7
專上課程 ⁽³⁾ Post-secondary programmes ⁽³⁾	1 180	35.5	15 259	39.1	1 849	31.3	18 288	37.9
其他全日制課程 ⁽⁴⁾ Other full-time courses ⁽⁴⁾	572	17.2	7 867	20.2	1 014	17.2	9 453	19.6
總數 Total	3 323	100.0	39 035	100.0	5 908	100.0	48 266	100.0

- 註： (1) 其他類別學校包括直接資助計劃下的學校及本地私立學校。
(2) 學士學位課程的數字包括修讀由提供政府資助課程的院校、提供自資課程的院校、以及其他海外院校提供的學士學位課程的學生人數。
(3) 專上課程的數字包括修讀由提供政府資助課程的院校、提供自資課程的院校、以及其他海外院校提供的副學士學位課程及高級文憑課程的學生人數。
(4) 其他全日制課程的數字包括修讀職專文憑課程、基礎課程文憑、其他文憑課程、職業課程（包括證書課程及「展翅青見計劃」）、毅進文憑課程、以及並未在註(2)及註(3)提及的在本港或本港以外地方開辦的課程的學生人數。
(5) 由於四捨五入的關係，上表內個別項目的百分比相加可能與相應總數略有出入。

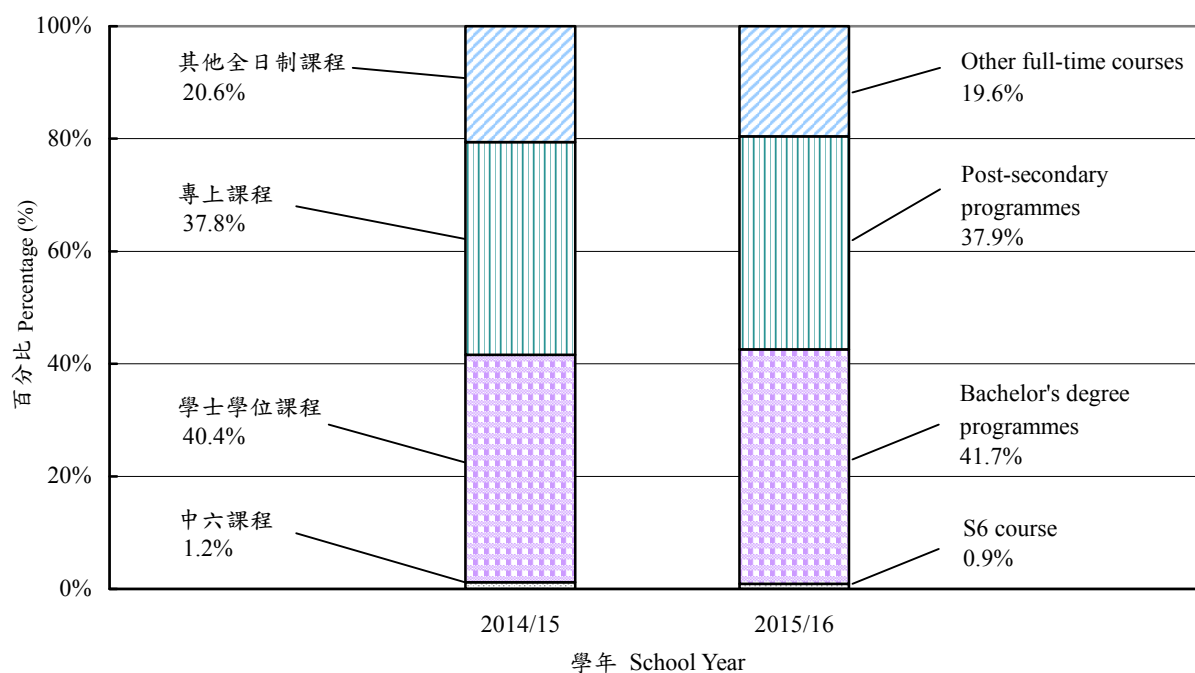
- Notes: (1) Schools classified under "Others" include schools under the Direct Subsidy Scheme and local private schools.
(2) Figures for "Bachelor's degree programmes" include students attending Bachelor's degree programmes offered by providers of the publicly-funded programmes, providers of self-financing programmes and other overseas institutions.
(3) Figures for "Post-secondary programmes" include students attending Associate Degree programmes and Higher Diploma programmes offered by providers of the publicly-funded programmes, providers of self-financing programmes and other overseas institutions.
(4) Figures for "Other full-time courses" include students attending Diploma of Vocational Education programmes, Diploma of Foundation Studies, Other Diploma programmes, Vocational programmes (including certificate courses and Youth Employment and Training Programme), Diploma Yi Jin programme and local/non-local courses not mentioned in Note (2) and Note (3).
(5) There may be a slight discrepancy between the sum of percentages of individual items and the corresponding totals as shown in the above table due to rounding.

2.6. 修讀學士學位課程及修讀專上課程的2015/16學年中六畢業生的比例(41.7%及37.9%)均較2014/15學年中六畢業生(40.4%及37.8%)為高。另一方面,在2015/16學年中六畢業生中,修讀其他全日制課程(19.6%)的比例較2014/15學年中六畢業生的比例(20.6%)為低。(圖2.4)

2.6. The proportions among the 2015/16 S6 graduates who were studying Bachelor's degree programmes (41.7%) and post-secondary programmes (37.9%) were all higher than those of the 2014/15 S6 graduates (40.4% and 37.8%). On the other hand, the proportion of 2015/16 graduates (19.6%) who were studying other full-time courses was lower than that of the 2014/15 S6 graduates (20.6%). (Chart 2.4)

圖2.4：按修讀的課程類別劃分的在畢業年份繼續修讀全日制課程的2014/15及2015/16學年中六畢業生的百分比分布

Chart 2.4: Percentage Distribution of 2014/15 and 2015/16 S6 Graduates who were Pursuing Full-time Study in the Year of Graduation by Type of Course



註：(1) 數字反映在畢業年份10月時的情況。

(2) 由於四捨五入的關係,上圖內個別項目的百分比相加可能與相應總數略有出入。

Notes: (1) Figures refer to the position as at October of the year of graduation.

(2) There may be a slight discrepancy between the sum of percentages of individual items and the corresponding totals as shown in the above chart due to rounding.

升學地點

2.7. 在 48 266 名繼續修讀全日制課程的 2015/16 學年中六畢業生中，89.8%(即 43 323 人)在香港繼續升學，只有 10.2%(即 4 943 人)選擇在香港以外地方繼續升學。

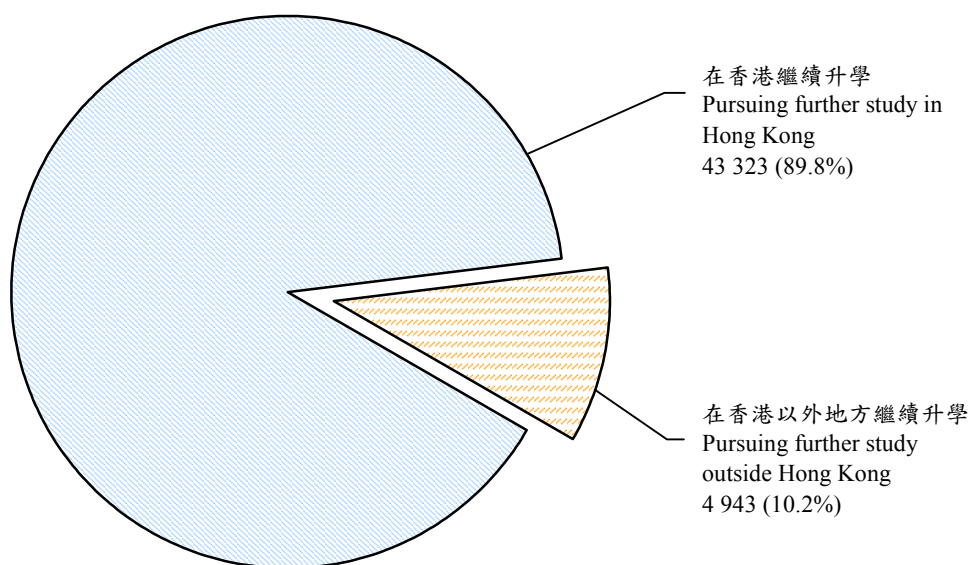
(圖 2.5)

Location of Further Study

2.7. Among the 48 266 2015/16 S6 graduates who were pursuing full-time study, 89.8% (i.e. 43 323) continued studying in Hong Kong. Only 10.2% (i.e. 4 943) were pursuing full-time study outside Hong Kong. (Chart 2.5)

圖2.5： 2016年10月按升學地區劃分的繼續修讀全日制課程的2015/16學年中六畢業生人數及百分比分布

Chart 2.5 : Number and Percentage Distribution of 2015/16 S6 Graduates who were Pursuing Full-time Study by Place of Study, October 2016



繼續修讀全日制課程的中六畢業生人數：48 266

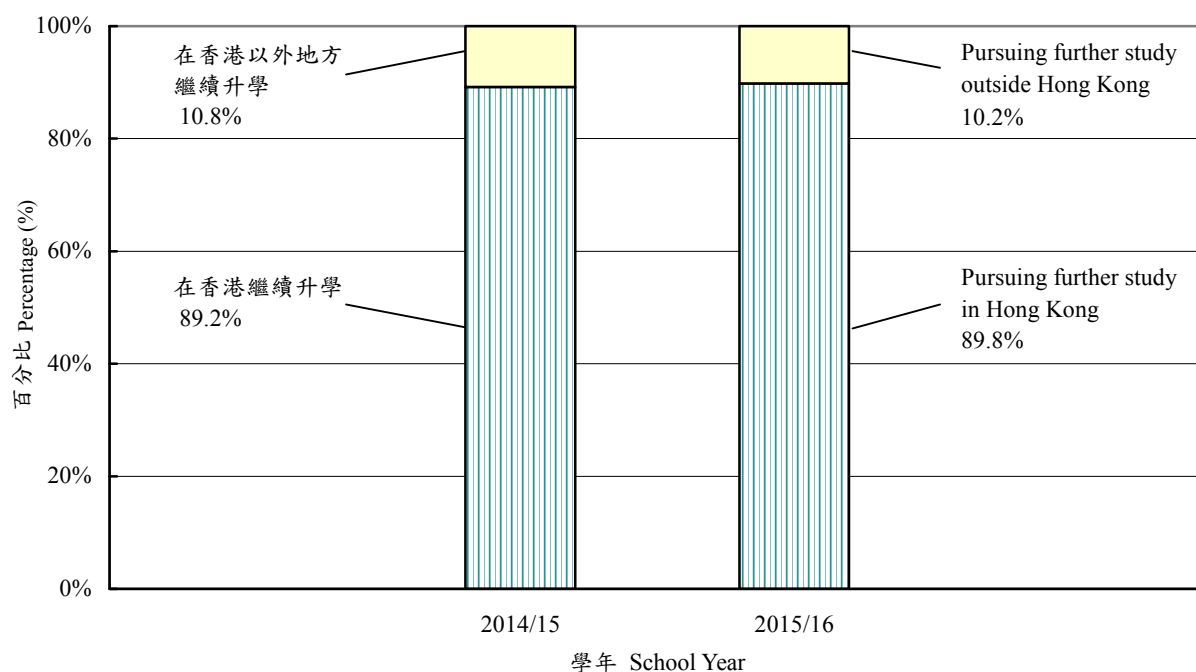
Number of S6 graduates who were pursuing full-time study: 48 266

2.8. 在繼續修讀全日制課程的 2015/16 學年中六畢業生中，在港就讀的比例 (89.8%) 較 2014/15 學年中六畢業生的相應比例 (89.2%) 為高。
(圖 2.6)

2.8. The proportion of graduates studying in Hong Kong among the 2015/16 S6 graduates who were pursuing full-time study (89.8%) was higher than that (89.2%) among the 2014/15 S6 graduates.
(Chart 2.6)

圖2.6：按升學地區劃分的在畢業年份繼續修讀全日制課程的 2014/15 及 2015/16 學年中六畢業生的百分比分布

Chart 2.6 : Percentage Distribution of 2014/15 and 2015/16 S6 Graduates who were Pursuing Full-time Study in the Year of Graduation by Place of Study



註：數字反映在畢業年份 10 月時的情況。

Note: Figures refer to the position as at October of the year of graduation.

在香港以外地方繼續進修的
課程類別

2.9. 在 4 943 名於香港以外地方升學的 2015/16 學年中六畢業生中，約五分之四（即 4 014 人或 81.2%）修讀學士學位課程，餘下的 648 人（13.1%）及 281 人（5.7%）則分別修讀專上課程及其他課程。按升學地區分析，在 4 943 名中六畢業生中，1 414 人（28.6%）在台灣繼續進修，1 018 人（20.6%）在英國升學，882 人（17.8%）在中國內地升學，729 人（14.7%）在澳洲升學，312 人（6.3%）在美國升學及 186 人（3.8%）在加拿大升學。
(表 2.3)

Type of Course for Pursuing Further Study
outside Hong Kong

2.9. About four-fifths of the 4 943 2015/16 S6 graduates who were studying outside Hong Kong (i.e. 4 014 or 81.2%) were pursuing Bachelor's degree programmes. The remaining 648 (13.1%) and 281 (5.7%) were taking post-secondary programmes and other courses respectively. Analysed by place of study, 1 414 (28.6%) of the 4 943 S6 graduates were studying in Taiwan, followed by 1 018 (20.6%) in the United Kingdom, 882 (17.8%) in Mainland China, 729 (14.7%) in Australia, 312 (6.3%) in the United States of America and 186 (3.8%) in Canada. (Table 2.3)

表2.3： 2016年10月按升學地區及修讀的課程類別劃分的在香港以外地方繼續修讀全日制課程的2015/16學年中六畢業生人數及百分比分布

Table 2.3 : Number and Percentage Distribution of 2015/16 S6 Graduates who were Pursuing Full-time Study Outside Hong Kong by Place of Study and Type of Course, October 2016

升學地區 Place of Study	課程 Course							
	學士學位課程 Bachelor's degree programmes		專上課程 Post-secondary programmes		其他全日制課程 Other full-time courses		合計 All	
	人數 No.	百分比 %	人數 No.	百分比 %	人數 No.	百分比 %	人數 No.	百分比 %
台灣 Taiwan	1 355	33.8	44	6.8	15	5.3	1 414	28.6
英國 The United Kingdom	782	19.5	167	25.8	69	24.6	1 018	20.6
中國內地 Mainland China	764	19.0	75	11.6	43	15.3	882	17.8
澳洲 Australia	505	12.6	172	26.5	52	18.5	729	14.7
美國 The United States of America	188	4.7	107	16.5	17	6.0	312	6.3
加拿大 Canada	142	3.5	26	4.0	18	6.4	186	3.8
其他 Others	278	6.9	57	8.8	67	23.8	402	8.1
總數 Total	4 014	100.0	648	100.0	281	100.0	4 943	100.0

註： 由於四捨五入的關係，上表內個別項目的百分比相加可能與相應總數略有出入。

Note: There may be a slight discrepancy between the sum of percentages of individual items and the corresponding totals as shown in the above table due to rounding.

