

目錄

CONTENTS

		頁數
		<u>Page</u>
第 1 章	引言	1
Chapter 1	Introduction	
第 2 章	統計調查結果	4
Chapter 2	Survey Findings	

統計表一覽

List of Tables

	頁數
	<u>Page</u>
表 2.1 : 按在畢業年份的升學和就業情況及畢業生的學校類別劃分的 2020 年中六畢業生人數	6
Table 2.1 : 2020 S6 Graduates by Activity Status and School Sector of the Graduates in the Year of Graduation	
表 2.2 : 按修讀的課程及畢業生的學校類別劃分的在畢業年份繼續修讀全 日制課程的 2020 年中六畢業生人數	9
Table 2.2 : 2020 S6 Graduates who were Pursuing Full-time Study in the Year of Graduation by Type of Course and School Sector of the Graduates	
表 2.3 : 按升學地區及修讀的課程類別劃分的在畢業年份在香港以外地區 繼續修讀全日制課程的 2020 年中六畢業生人數	14
Table 2.3 : 2020 S6 Graduates who were Pursuing Full-time Study Outside Hong Kong in the Year of Graduation by Place of Study and Type of Course	

統計圖一覽

List of Charts

	頁數
	<u>Page</u>
圖 2.1 : 2020 年中六畢業生在畢業年份的升學及就業情況	4
Chart 2.1 : 2020 S6 Graduates by Activity Status in the Year of Graduation	
圖 2.2 : 2019 及 2020 年中六畢業生在畢業年份的升學及就業情況的百分比分布	5
Chart 2.2 : Percentage Distribution of 2019 and 2020 S6 Graduates by Activity Status in the Year of Graduation	
圖 2.3 : 按修讀的課程類別劃分的在畢業年份繼續修讀全日制課程的 2020 年中六畢業生人數	7
Chart 2.3 : 2020 S6 Graduates who were Pursuing Full-time Study in the Year of Graduation by Type of Course	
圖 2.4 : 按修讀的課程類別劃分的在畢業年份繼續修讀全日制課程的 2019 及 2020 年中六畢業生的百分比分布	10
Chart 2.4 : Percentage Distribution of 2019 and 2020 S6 Graduates who were Pursuing Full-time Study in the Year of Graduation by Type of Course	
圖 2.5 : 按升學地區劃分的在畢業年份繼續修讀全日制課程的 2020 年中六畢業生人數	11
Chart 2.5 : 2020 S6 Graduates who were Pursuing Full-time Study in the Year of Graduation by Place of Study	
圖 2.6 : 按升學地區劃分的在畢業年份繼續修讀全日制課程的 2019 及 2020 年中六畢業生的百分比分布	12
Chart 2.6 : Percentage Distribution of 2019 and 2020 S6 Graduates who were Pursuing Full-time Study in the Year of Graduation by Place of Study	

統計調查目的

1.1. 隨着新高中學制於 2012/13 學年全面進行，以及為了優化本局對實施新高中課程的支援，並幫助學生透過多元出路實踐抱負，本局於 2012 年起，每年進行中六學生出路統計調查，以搜集有關中六畢業生在升學方面的基本資料。

1.2. 2020 年的統計調查是第九輪進行的調查，主要目的在於了解 2019/20 學年中六（2020 年中六）畢業生的升學及就業情況（包括全日制求學、全職工作、部分時間工作或部分時間求學、以及既非工作亦非求學），而統計的參照期為 2020 年 10 月。是項調查同時搜集中六畢業生就讀全日制課程的資料，以作分析之用。

統計調查的涵蓋範圍

1.3. 是項統計調查涵蓋全港所有提供本地課程的本地普通中學日校（包括官立、資助及按位津貼學校、以及提供本地課程的直接資助計劃學校

Survey objectives

1.1. Upon the full implementation of the New Senior Secondary (NSS) academic structure in the 2012/13 school year, and with the aims of enhancing the support for the implementation of the NSS curriculum and helping students meet their aspirations via multiple pathways, this Bureau launched the Secondary 6 (S6) Students' Pathway Survey to collect basic information on the educational status of S6 graduates on an annual basis since 2012.

1.2. Being the ninth round in the series, the 2020 survey was conducted to understand the activity status (including pursuing full-time study; full-time employment; part-time employment or part-time study; and neither employment nor study) of 2019/20 S6 (2020 S6) graduates as at the reference date of October 2020. Information on the type of full-time courses being taken by S6 graduates was also collected in the survey for analyses.

Survey coverage

1.3. The survey covered all 2020 S6 graduates in all local ordinary secondary day schools offering local curriculum in Hong Kong (including government, aided and Caput schools, and Direct Subsidy Scheme

及私立學校)的 2020 年中六畢業生。

數據蒐集

1.4. 為方便數據蒐集及輸入，本局引入電子問卷予所有本地普通中學日校填報有關該校整體中六學生的出路資料。451 所有 2020 年中六畢業生的本地普通中學日校(涵蓋總數約為 45 300 名為調查對象的 2020 年中六畢業生)均有回應這項統計調查。然而，在回應的學校中有一些畢業生沒有提供資料。整體來說，約有 1 100 名畢業生沒有提供資料。因此，本報告只涵蓋約 44 200 名有回應的 2020 年中六畢業生(即總數的 97.5%)。請參閱第 1.7 段有關這項統計調查結果的局限。

素質控制

1.5. 為確保統計調查結果準確可靠，我們已對統計調查工作作出嚴格監控，並在調查過程及數據處理程序中採取各項素質控制措施。

1.6. 電子問卷已加入即時資料審核。而所採用的一套資料審核規則是經嚴格制訂而成，更是數據處理程序中素質控制的重要一環。這套資料審核程式可剔除重複遞交，前後矛盾或不合邏輯的答覆。此

(DSS) schools and private schools offering local curriculum).

Data collection

1.4. To facilitate data collection and input, this Bureau introduced an e-questionnaire for all local ordinary secondary day schools to report information on their S6 students' pathways at school level. All 451 local ordinary secondary day schools with 2020 S6 graduates (covering a total of some 45 300 target graduates) responded to the survey. However, some graduates in the responded schools did not provide any information. Overall speaking, information on the activity status of some 1 100 S6 graduates was not available. This report covers only some 44 200 responded 2020 S6 graduates (i.e. 97.5% of all). Please refer to the limitations of survey findings in paragraph 1.7.

Quality control

1.5. To ensure the accuracy and reliability of the findings, the survey was subject to rigorous scrutiny. Quality control measures were carried out during the survey operation and data processing phases.

1.6. Instant validation checks were applied in the e-questionnaire. The validation rules were strictly set and constituted the major part of quality control in the data processing stage. These validation checks could eliminate duplicated returns of individual school data, inconsistent or

外，統計人員會就含糊的答案致電有關學校進行跟進，以減少資料誤報及確保資料的有效性。

統計調查結果的局限

1.7. 在闡述本報告內的數字時須留意該約 1 100 名無回應的學生的升學及就業情況可能與回應的畢業生的情況截然不同。

illogical responses to the survey. Besides, any dubious answers were clarified by the statistical officers through telephone follow-ups with the schools concerned. In this way, mis-reporting errors were minimised and the validity of data could be ensured.

Limitation of survey findings

1.7. Caution should be taken in interpreting the figures in this report as the activity status of some 1 100 non-responded graduates may be totally different from that of the responded graduates.

升學及就業情況

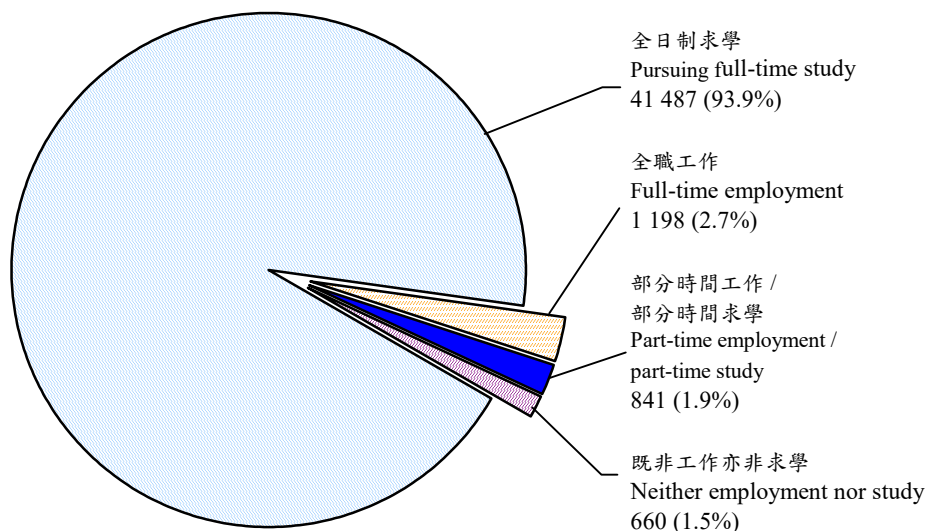
Activity Status

2.1. 在 44 186 名有回應是項統計調查的 2020 年中六畢業生中，93.9%繼續修讀全日制課程，2.7%從事全職工作，1.9%部分時間工作或部分時間求學，而餘下的 1.5% 則既非工作亦非求學。（圖 2.1）

2.1. Among the 44 186 S6 graduates in 2020 who responded to the survey, 93.9% were pursuing full-time study. 2.7% were engaging in full-time employment and 1.9% were engaging in part-time employment or part-time study. The remaining 1.5% were neither being employed nor pursuing any study. (Chart 2.1)

圖2.1： 2020 年中六畢業生在畢業年份的升學及就業情況

Chart 2.1 : 2020 S6 Graduates by Activity Status in the Year of Graduation



有回應的中六畢業生總人數: 44 186

Total number of responded S6 graduates: 44 186

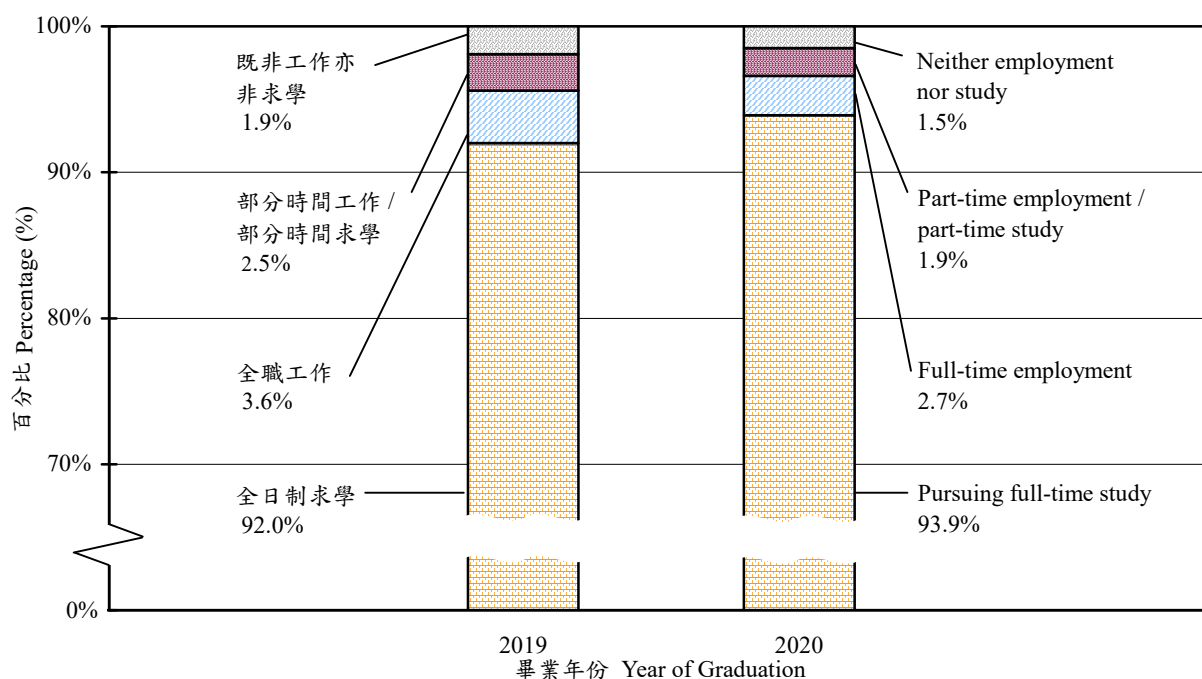
註： (1) 2020 年中六畢業生的總人數約為 45 300 人。
(2) 數字反映在 2020 年 10 月時的情況。

Notes: (1) Total number of 2020 S6 graduates was some 45 300.
(2) Figures refer to the position as at October 2020.

2.2. 繼續修讀全日制課程 (93.9%) 的 2020 年中六畢業生的比例較 2019 年中六畢業生的比例 (92.0%) 為高。另一方面，在 2020 年中六畢業生中，從事全職工作 (2.7%)、部分時間工作或部分時間求學 (1.9%) 及既非工作亦非求學 (1.5%) 的比例均較 2019 年中六畢業生的相應比例 (3.6%、2.5% 及 1.9%) 為低。(圖 2.2)

2.2. There was higher proportion of 2020 S6 graduates who were pursuing full-time study (93.9%) when compared with these of 2019 S6 graduates (92.0%). On the other hand, the proportions among the 2020 graduates who were engaging in full-time employment (2.7%), part-time employment/study (1.9%) and neither being employed nor pursuing any study (1.5%) were all lower than those of 2019 S6 graduates (3.6%, 2.5% and 1.9%) respectively. (Chart 2.2)

圖2.2： 2019 及 2020 年中六畢業生在畢業年份的升學及就業情況的百分比分布
 Chart 2.2 : Percentage Distribution of 2019 and 2020 S6 Graduates by Activity Status in the Year of Graduation



註： 數字反映在畢業年份 10 月時的情況。

Note: Figures refer to the position as at October of the year of graduation.

2.3. 按畢業生的學校類別分析，官立學校和資助/按位津貼學校的2020年中六畢業生繼續修讀全日制課程的百分比(94.5%和94.2%)相對較高。另一方面，就直接資助計劃學校及本地私立學校整體而言，其中六畢業生從事全職工作的百分比(3.8%)則為所有學校類別中最高。(表2.1)

2.3. Analysed by school sector of the graduates, government schools (94.5%) and aided/caput schools (94.2%) recorded relatively higher percentages of 2020 S6 graduates who were pursuing full-time study. On the other hand, Direct Subsidy Scheme schools and local private schools as a whole had the highest percentage of S6 graduates who were engaging in full-time employment (3.8%). (Table 2.1)

表2.1：按在畢業年份的升學和就業情況及畢業生的學校類別劃分的2020年中六畢業生人數

Table 2.1 : 2020 S6 Graduates by Activity Status and School Sector of the Graduates in the Year of Graduation

升學及就業情況 Activity Status	學校類別 School Sector							
	官立 Government		資助/按位津貼 Aided/Caput		直接資助計劃/ 本地私立 DSS/Local Private		合計 All	
	人數 No.	百分比 %	人數 No.	百分比 %	人數 No.	百分比 %	人數 No.	百分比 %
全日制求學 Pursuing full-time study	2 920	94.5	32 577	94.2	5 990	92.2	41 487	93.9
全職工作 Full-time employment	68	2.2	884	2.6	246	3.8	1 198	2.7
部分時間工作/部分時間求學 Part-time employment / part-time study	68	2.2	669	1.9	104	1.6	841	1.9
既非工作亦非求學 Neither employment nor study	35	1.1	469	1.4	156	2.4	660	1.5
總數 Total	3 091	100.0	34 599	100.0	6 496	100.0	44 186	100.0

- 註： (1) 數字反映在2020年10月時的情況。
 (2) 數字只涵蓋在總數約為45 300名為調查對象的2020年中六畢業生中的約44 200名有回應的畢業生。請參閱第1.7段有關這項統計調查結果的局限。
 (3) 由於四捨五入的關係，上表內個別項目的百分比相加可能與相應總數略有出入。

- Notes: (1) Figures refer to the position as at October 2020.
 (2) Figures cover only some 44 200 responded graduates out of a total of some 45 300 target 2020 S6 graduates. Please refer to the limitations of survey findings in paragraph 1.7.
 (3) There may be a slight discrepancy between the sum of percentages of individual items and the corresponding totals as shown in the above table due to rounding.

修讀的課程

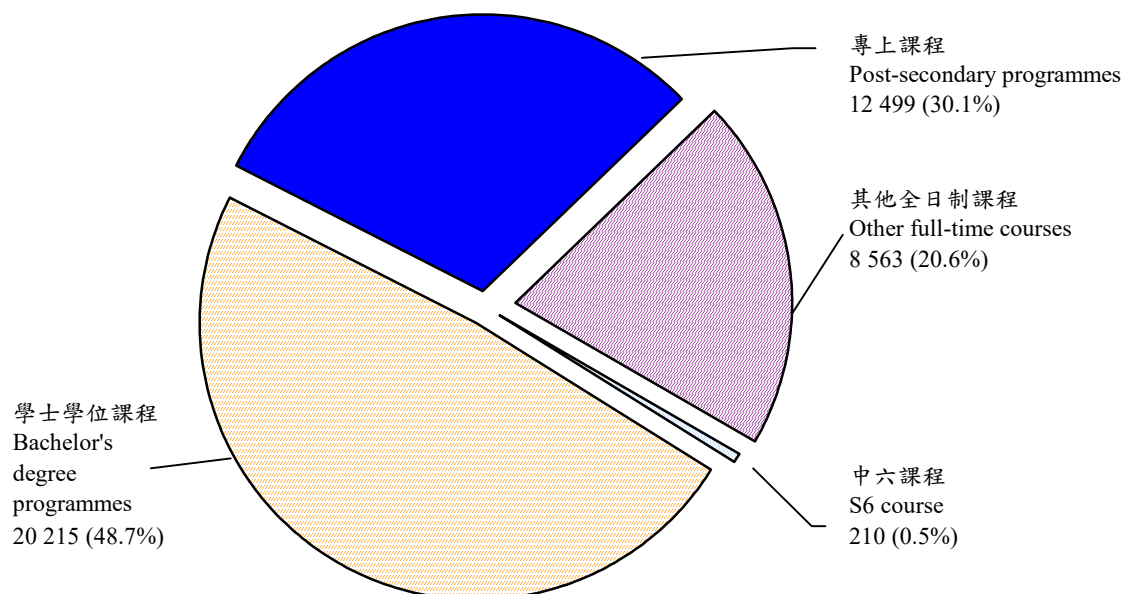
2.4. 在 41 487 名繼續修讀全日制課程的 2020 年中六畢業生中，接近五成 (48.7%) 修讀學士學位課程，三成 (30.1%) 修讀專上課程及兩成一 (20.6%) 修讀其他全日制課程，少於 1% (0.5%) 重讀中六。(圖 2.3)

Course of Study

2.4. Among the 41 487 2020 S6 graduates who were pursuing full-time study, near 50% (48.7%) were studying Bachelor's degree programmes. Some 30% (30.1%) were taking post-secondary programmes and 21% (20.6%) were studying other full-time courses. Less than 1% (0.5%) were repeating S6. (Chart 2.3)

圖2.3：按修讀的課程類別劃分的在畢業年份繼續修讀全日制課程的 2020 年中六畢業生人數

Chart 2.3 : 2020 S6 Graduates who were Pursuing Full-time Study in the Year of Graduation by Type of Course



繼續修讀全日制課程的中六畢業生人數: 41 487

Number of S6 graduates who were pursuing full-time study: 41 487

註： (1) 數字反映在 2020 年 10 月時的情況。
(2) 由於四捨五入的關係，上圖內個別項目的百分比相加與總數略有出入。

Notes: (1) Figures refer to the position as at October 2020.
(2) There is a slight discrepancy between the sum of percentages of individual items and the total as shown in the above chart due to rounding.

2.5. 按修讀的課程及畢業生的學校類別分析，在繼續修讀全日制課程的2020年中六畢業生中，修讀學士學位課程的直接資助計劃學校及本地私立學校(57.4%)和官立學校(51.6%)畢業生的百分比相對較資助/按位津貼學校畢業生(46.9%)為高。另一方面，修讀專上課程的資助/按位津貼學校畢業生的百分比(31.5%)，則較官立學校(28.0%)和直接資助計劃學校及本地私立學校(23.8%)為高。(表2.2)

2.5. Analysed by type of courses being taken and school sector of the graduates, among the 2020 S6 graduates who were pursuing full-time study, graduates of Direct Subsidy Scheme schools and local private schools (57.4%) and government schools (51.6%) registered relatively higher proportions of studying Bachelor's degree programmes than those of aided/Caput schools (46.9%). On the other hand, the proportion of taking post-secondary programmes among the graduates of aided/Caput schools (31.5%) was higher than those of the graduates of government schools (28.0%) and Direct Subsidy Scheme schools and local private schools (23.8%). (Table 2.2)

表2.2：按修讀的課程及畢業生的學校類別劃分的在畢業年份繼續修讀全日制課程的2020年中六畢業生人數

Table 2.2 : 2020 S6 Graduates who were Pursuing Full-time Study in the Year of Graduation by Type of Course and School Sector of the Graduates

課程 Course	學校類別 School Sector							
	官立 Government		資助/按位津貼 Aided/Caput		直接資助計劃/ 本地私立 DSS/Local Private		合計 All	
	人數 No.	百分比 %	人數 No.	百分比 %	人數 No.	百分比 %	人數 No.	百分比 %
學士學位課程 ⁽¹⁾ Bachelor's degree programmes ⁽¹⁾	1 507	51.6	15 268	46.9	3 440	57.4	20 215	48.7
專上課程 ⁽²⁾ Post-secondary programmes ⁽²⁾	818	28.0	10 253	31.5	1 428	23.8	12 499	30.1
其他全日制課程 ⁽³⁾ Other full-time courses ⁽³⁾	587	20.1	6 914	21.2	1 062	17.7	8 563	20.6
中六課程 Secondary 6 course	8	0.3	142	0.4	60	1.0	210	0.5
總數 Total	2 920	100.0	32 577	100.0	5 990	100.0	41 487	100.0

- 註： (1) 學士學位課程的數字包括修讀由提供政府資助課程的院校、提供自資課程的院校、以及其他海外院校提供的學士學位課程的學生人數。
 (2) 專上課程的數字包括修讀由提供政府資助課程的院校、提供自資課程的院校、以及其他海外院校提供的副學士學位課程及高級文憑課程的學生人數。
 (3) 其他全日制課程的數字包括修讀職專文憑課程、基礎課程文憑、其他文憑課程、職業課程（包括證書課程及「展翅青見計劃」）、毅進文憑課程、以及並未在註(1)及註(2)提及的在本港或本港以外地方開辦的課程的學生人數。
 (4) 數字反映在2020年10月時的情況。
 (5) 由於四捨五入的關係，上表內個別項目的百分比相加可能與相應總數略有出入。

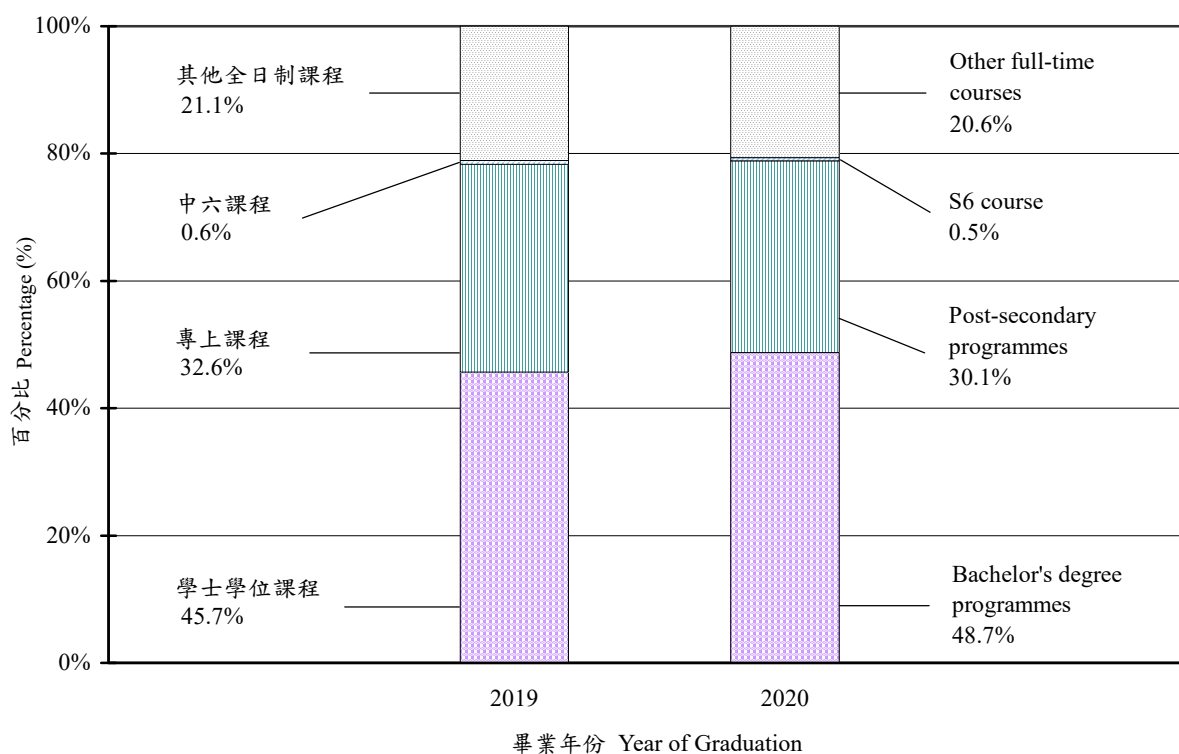
- Notes: (1) Figures for "Bachelor's degree programmes" include students attending Bachelor's degree programmes offered by providers of the publicly-funded programmes, providers of self-financing programmes and other overseas institutions.
 (2) Figures for "Post-secondary programmes" include students attending Associate Degree programmes and Higher Diploma programmes offered by providers of the publicly-funded programmes, providers of self-financing programmes and other overseas institutions.
 (3) Figures for "Other full-time courses" include students attending Diploma of Vocational Education programmes, Diploma of Foundation Studies, Other Diploma programmes, Vocational programmes (including certificate courses and Youth Employment and Training Programme), Diploma Yi Jin programme and local/non-local courses not mentioned in Note (1) and Note (2).
 (4) Figures refer to the position as at October 2020.
 (5) There may be a slight discrepancy between the sum of percentages of individual items and the corresponding totals as shown in the above table due to rounding.

2.6. 修讀學士學位課程的2020年中六畢業生的比例(48.7%)較2019年中六畢業生(45.7%)略高。另一方面,在2020年中六畢業生中,修讀專上課程(30.1%)及其他全日制課程(20.6%)的比例均較2019年中六畢業生的比例(32.6%及21.1%)稍低。(圖2.4)

2.6. The proportion among the 2020 S6 graduates who were studying Bachelor's degree programmes (48.7%) was slightly higher than that of the 2019 S6 graduates (45.7%). On the other hand, the proportions of 2020 graduates who were studying post-secondary programmes (30.1%) and other full-time courses (20.6%) were slightly lower than those of the 2019 S6 graduates (32.6% and 21.1%). (Chart 2.4)

圖2.4：按修讀的課程類別劃分的在畢業年份繼續修讀全日制課程的2019及2020年中六畢業生的百分比分布

Chart 2.4 : Percentage Distribution of 2019 and 2020 S6 Graduates who were Pursuing Full-time Study in the Year of Graduation by Type of Course



註：(1) 數字反映在畢業年份10月時的情況。

(2) 由於四捨五入的關係,上圖內個別項目的百分比相加可能與相應總數略有出入。

Notes: (1) Figures refer to the position as at October of the year of graduation.

(2) There may be a slight discrepancy between the sum of percentages of individual items and the corresponding totals as shown in the above chart due to rounding.

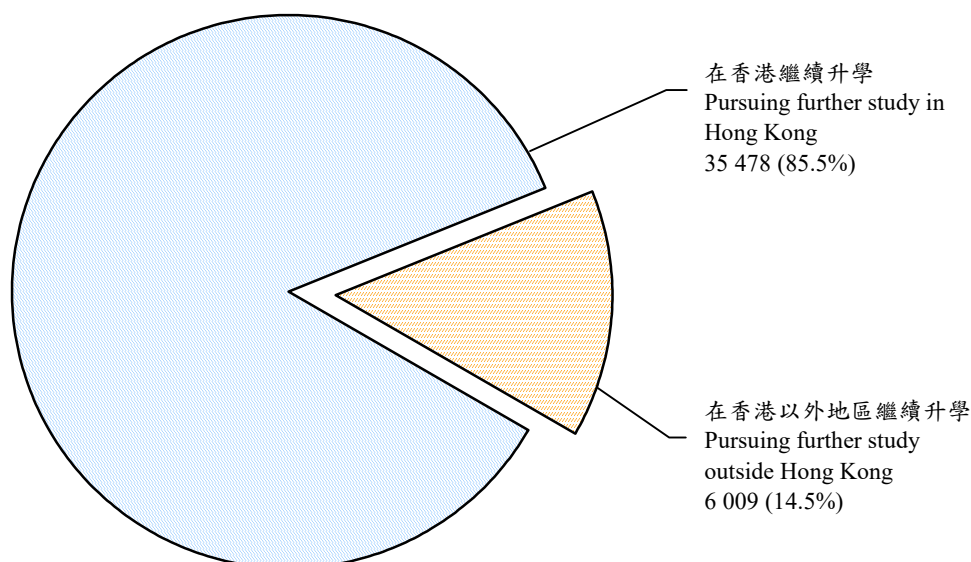
升學地點

2.7. 在 41 487 名繼續修讀全日制課程的 2020 年中六畢業生中，85.5% 在香港繼續升學，只有 14.5% 選擇在香港以外地區繼續升學。（圖 2.5）

Location of Further Study

2.7. Among the 41 487 2020 S6 graduates who were pursuing full-time study, 85.5% continued studying in Hong Kong. Only 14.5% were pursuing full-time study outside Hong Kong. (Chart 2.5)

圖2.5：按升學地區劃分的在畢業年份繼續修讀全日制課程的 2020 年中六畢業生人數
Chart 2.5: 2020 S6 Graduates who were Pursuing Full-time Study in the Year of Graduation by Place of Study



繼續修讀全日制課程的中六畢業生人數：41 487

Number of S6 graduates who were pursuing full-time study: 41 487

註：數字反映在 2020 年 10 月時的情況。

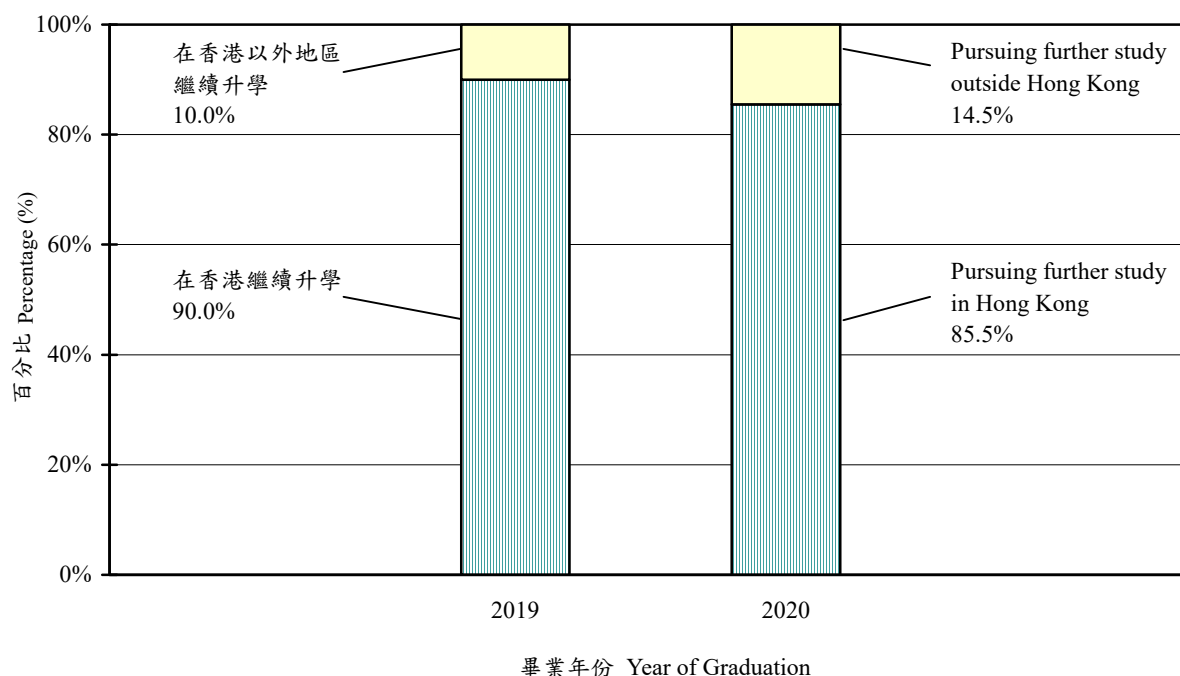
Note: Figures refer to the position as at October 2020.

2.8. 在繼續修讀全日制課程的2020年中六畢業生中，在香港就讀的比例(85.5%)較2019年中六畢業生的比例(90.0%)為低。(圖2.6)

2.8. The proportion of graduates studying in Hong Kong among the 2020 S6 graduates who were pursuing full-time study (85.5%) was lower than that of 2019 S6 graduates (90.0%). (Chart 2.6)

圖2.6：按升學地區劃分的在畢業年份繼續修讀全日制課程的2019及2020年中六畢業生的百分比分布

Chart 2.6 : Percentage Distribution of 2019 and 2020 S6 Graduates who were Pursuing Full-time Study in the Year of Graduation by Place of Study



註：數字反映在畢業年份10月時的情況。

Note: Figures refer to the position as at October of the year of graduation.

在香港以外地區繼續進修的 課程類別

2.9. 在 6 009 名於香港以外地區升學的 2020 年中六畢業生中，接近九成(即 5 170 人或 86.0%)修讀學士學位課程，餘下的 521 人(8.7%)及 318 人(5.3%)則分別修讀專上課程及其他課程。按升學地區分析，在 6 009 名中六畢業生中，1 877 人(31.2%)在內地繼續進修，1 577 人(26.2%)在台灣升學，1 071 人(17.8%)在英國升學，652 人(10.9%)在澳洲升學，270 人(4.5%)在加拿大升學及 157 人(2.6%)在美國升學。(表 2.3)

Type of Course for Pursuing Further Study outside Hong Kong

2.9. Almost 90% of the 6 009 2020 S6 graduates who were studying outside Hong Kong (i.e. 5 170 or 86.0%) were pursuing Bachelor's degree programmes. The remaining 521 (8.7%) and 318 (5.3%) were taking post-secondary programmes and other courses respectively. Analysed by place of study, 1 877 (31.2%) of the 6 009 S6 graduates were studying in the Mainland, followed by 1 577 (26.2%) in Taiwan, 1 071 (17.8%) in the United Kingdom, 652 (10.9%) in Australia, 270 (4.5%) in Canada and 157 (2.6%) in the United States of America. (Table 2.3)

表2.3：按升學地區及修讀的課程類別劃分的在畢業年份在香港以外地區繼續修讀全日制課程的2020年中六畢業生人數

Table 2.3 : 2020 S6 Graduates who were Pursuing Full-time Study Outside Hong Kong in the Year of Graduation by Place of Study and Type of Course

升學地區 Place of Study	課程 Course							
	學士學位課程 Bachelor's degree programmes		專上課程 Post-secondary programmes		其他全日制課程 Other full-time courses		合計 All	
	人數 No.	百分比 %	人數 No.	百分比 %	人數 No.	百分比 %	人數 No.	百分比 %
內地 The Mainland	1 618	31.3	117	22.5	142	44.7	1 877	31.2
台灣 Taiwan	1 509	29.2	49	9.4	19	6.0	1 577	26.2
英國 The United Kingdom	916	17.7	126	24.2	29	9.1	1 071	17.8
澳洲 Australia	511	9.9	112	21.5	29	9.1	652	10.9
加拿大 Canada	224	4.3	31	6.0	15	4.7	270	4.5
美國 The United States of America	122	2.4	30	5.8	5	1.6	157	2.6
其他 Others	270	5.2	56	10.7	79	24.8	405	6.7
總數 Total	5 170	100.0	521	100.0	318	100.0	6 009	100.0

註： (1) 數字反映在2020年10月時的情況。

(2) 由於四捨五入的關係，上表內個別項目的百分比相加可能與相應總數略有出入。

Notes: (1) Figures refer to the position as at October 2020.

(2) There may be a slight discrepancy between the sum of percentages of individual items and the corresponding totals as shown in the above table due to rounding.

