

SOWIT Video Series – “Gratitude is the Sign of Noble Souls”  
(Video link: [www.edb.gov.hk/sowit\\_noble](http://www.edb.gov.hk/sowit_noble))

Lesson Plan



**Suggested Levels**

Upper Primary/Junior Secondary

**Summary of the Learning Task**

Students watch the SOWIT video “Gratitude is the Sign of Noble Souls”, which is about a slave helping a lion when it was in trouble. In return, the lion showed gratitude to the slave by saving his life. Students are then guided to understand the meaning of the saying “Gratitude is the sign of noble souls”, learn about the related positive values and attitudes (e.g. be grateful, be empathetic, care for others), and write a thank-you card to someone whom students would like to show appreciation to.

**Learning Objectives**

**Content**

- To understand the meaning of the saying “Gratitude is the sign of noble souls.” through a story presented in the context of a video

**Language**

- To explore the story elements of the video (e.g. setting, problem, solution, suspense, twist, main characters, supporting characters)
- To describe the appearance, feelings and personality of the main characters by using a range of adjectives

**Values and Attitudes**

- To cultivate positive values and attitudes (e.g. be grateful, be empathetic, care for others)

### **Sharing Learning Intentions**

1. Introduce the objectives of the learning activities

### **Pre-viewing**

#### **Part A: Making Predictions about the Story Elements**

1. Refer students to *Activity Sheet: Part A*.
2. Draw students' attention to the picture below, which depicts the main characters and a scene of the SOWIT video "Gratitude is the Sign of Noble Souls". Invite them to make predictions about what the story is about.



3. Discuss with students their observations about the setting, the feelings of the characters and the plot.
4. After playing the video, have students check whether their predictions are correct.

### **Viewing**

#### **Part B: Understanding the Story Elements**

1. Refer students to *Activity Sheet: Part B*.
2. Introduce the story elements (e.g. setting, problem, solution, suspense, twist) before playing the video and instruct students to note down some key points for each element while watching the video.
3. Play the video "Gratitude is the Sign of Noble Souls".
4. Discuss with students the story elements of the video.

## Post-viewing

### **Part C: Understanding the Characters**

1. Refer students to *Activity Sheet: Part C*.
2. Instruct students to identify the main and supporting characters.
3. Guide students to analyse the main characters (i.e. Androcles and the lion) using the “Role on the Wall”:
  - Elicit from students the adjectives describing the appearance, feelings and personality of Androcles and the lion at different stages of the story; and
  - Invite them to substantiate the choice of adjectives with relevant examples.
4. Instruct students to identify other characters’ perception of the main characters. Draw students’ attention to the change in the perception as the story unfolds.
5. Play the video again whenever necessary.

### **Part D: Understanding the Theme and the Saving of Wisdom**

1. Refer students to *Activity Sheet: Part D*.
2. Guide students to work out the meaning of the saying (i.e. people who show gratitude to others are blessed souls) by revisiting the lion’s good deeds done in return for Androcles’s kindness.
3. Discuss with students the messages conveyed (i.e. be grateful and show appreciation to those who are kind to us; be empathetic and offer a helping hand to those in need) in the story.
4. Invite students to recall the good deeds people have done for them.
5. Instruct students to write a thank-you card to someone whom they would like to show appreciation to. In the thank-you card, students should include:
  - The good deeds someone performed and their gratitude;
  - How they could pay it forward; and
  - The saying of wisdom “Gratitude is the sign of noble souls”.

**SOWIT Video Series - “Gratitude is the Sign of Noble Souls”  
Activity Sheets**


**(Pre-viewing)**

**Part A: Making Predictions about the Story Elements**

1. The picture below depicts a scene of the SOWIT video “Gratitude is the Sign of Noble Souls”. What do you think the story is about? Answer the questions in Boxes (a) – (c).



(a) Where did the story take place?



(b) How did the characters feel?

- The lion:
- The man:









(c) What happened in the story?

(Viewing)

**Part B: Understanding the Story Elements**


1. Look at the pictures below. They depict several scenes of the video. Complete the table below to learn more about the development of the story.

<b>(I) Setting: In the forest</b>		
	<p>(a) Who was Androcles? Why did he run away? How did he feel?</p> <p>_____</p> <p>_____</p> <p>_____</p>	<b>Problem</b>
	<p><i>"Little did he know that some</i></p> <p>(b) _____ <i>was</i></p> <p><i>waiting for him."</i></p> <p>(c) What was the mood of this scene?</p> <p>_____</p>	<b>Suspense</b>
	<p>(d) What problem did the lion encounter?</p> <p>_____</p> <p>_____</p>	<b>Problem</b>
	<p>(e) How was the lion's problem solved?</p> <p>_____</p> <p>_____</p>	<b>Solution</b>
	<p>(f) How was Androcles's problem solved?</p> <p>_____</p> <p>_____</p> <p>_____</p>	<b>Solution</b>


	<p>(g) What happened to Androcles and the lion?</p> <hr/> <hr/>
---	---

**Problem**


**(II) Setting: At the Colosseum**

	<p>(h) What problem did the lion encounter?</p> <hr/> <hr/>
---	---

**Problem**

	<p>(i) What did the lion do when he saw Androcles at the colosseum?</p> <hr/> <hr/> <p>(j) What reaction did you originally expect from the lion?</p> <hr/> <hr/> <p>(k) How did you feel when you saw the lion's reaction?</p> <hr/> <hr/>
--	---

**Twist**

	<p>(l) What happened to Androcles and the lion in the end?</p> <hr/> <hr/>
---	--

**Solution**

**(Post-viewing)**

**Part C: Understanding the Characters**

1. Who are the main characters and the supporting characters in the story?

<b>Main characters:</b>	
<b>Supporting characters:</b>	

2. Complete the following “Role on the Wall” to gain a better understanding of the main characters.

**(I) Role on the Wall - Androcles**

**(a) His clothing:**  
Simple/extravagant\*  
(\*delete as appropriate)



**(b) His feelings:**

(i) In the forest:

\_\_\_\_\_

(ii) Reason:

\_\_\_\_\_

(iii) At the colosseum:

\_\_\_\_\_

(iv) Reason:

**(c) His personality:**

(i) In the forest:

\_\_\_\_\_

(ii) Evidence:

\_\_\_\_\_

\_\_\_\_\_

(iii) At the colosseum:

\_\_\_\_\_

\_\_\_\_\_

(iv) Evidence:

\_\_\_\_\_

\_\_\_\_\_

**(d) Other characters' perception of Androcles:**

(i) The lion: \_\_\_\_\_

(ii) Reason: \_\_\_\_\_

\_\_\_\_\_

(iii) The soldiers in the forest: \_\_\_\_\_

(iv) Reason: \_\_\_\_\_

\_\_\_\_\_


The emperor:

- At the beginning, he thought Androcles was  
(v) \_\_\_\_\_ as (vi) \_\_\_\_\_

- In the end, he thought Androcles was  
(vii) \_\_\_\_\_ as (viii) \_\_\_\_\_

\_\_\_\_\_

**(II) Role on the Wall - The Lion**



**(a) His appearance:**

At the colosseum:  
fierce

**(b) His feelings:**

(i) In the forest:

\_\_\_\_\_

(ii) Reason:

\_\_\_\_\_

(iii) At the colosseum:

\_\_\_\_\_

(iv) Reason:

\_\_\_\_\_

\_\_\_\_\_

**(c) His personality:**

(i) In the forest:

\_\_\_\_\_

(ii) Evidence:

\_\_\_\_\_

\_\_\_\_\_

(iii) At the colosseum:

\_\_\_\_\_

(iv) Evidence:

\_\_\_\_\_

\_\_\_\_\_

**(d) Others characters' perception of the lion:**

The emperor:

- At the beginning, he thought the lion was (i) \_\_\_\_\_ as

(ii) \_\_\_\_\_.

- In the end, he thought the lion was (iii) \_\_\_\_\_ as

(iv) \_\_\_\_\_.

The audience at the colosseum:

(v) \_\_\_\_\_

Androcles:

- At the beginning, he thought the lion was (vi) \_\_\_\_\_ as

(vii) \_\_\_\_\_.

- In the end, he thought Androcles was (viii) \_\_\_\_\_ as

(ix) \_\_\_\_\_.



**Part D: Understanding the Saying of Wisdom**

1. Look at the pictures and complete the diagram below to illustrate how the lion showed gratitude for Androcles's kindness.

**Androcles's good deed**

(a) What did Androcles do?



---

---

**The lion's good deeds**

(b) What did the lion do in the forest?



---

---

**“Gratitude is the sign of noble souls.”**

(d) What is the meaning of the saying?

---

---

(c) What did the lion do at the colosseum?



---

---

2. What is the message conveyed in the story?

---

---



**SOWIT Video Series – “Gratitude is the Sign of Noble Souls”  
Activity Sheets (Suggested Answers)**

**Part A: Making Predictions about the Story Elements**

- (a) At the Colosseum (Accept any reasonable answers.)
- (b) The lion: angry; The man: scared/worried (Accept any reasonable answers.)
- (c) Accept any reasonable answers.

**Part B: Understanding the Story Elements**

- (a) He was a slave and he ran into the forest to avoid being captured by the soldiers.  
He was cold and hungry.
- (b) “Little did he know that some unexpected company was waiting for him.”
- (c) Mysterious/Scary/Tensed (Accept any reasonable answers.)
- (d) He got a splinter in his palm.
- (e) Androcles removed the splinter for him.
- (f) The lion took Androcles to his cave and gave him some food.
- (g) They were captured by the soldiers.
- (h) He was starved for days in a cage.
- (i) He licked Androcles’s hand like a puppy.
- (j) Accept any reasonable answers.
- (k) Astonished/ Surprised/Amazed/Touched (Accept any reasonable answers.)
- (l) They were released and regained their freedom at last.

**Part C: Understanding the Characters**

- 1. Main characters: Androcles, the lion  
Supporting characters: The emperor, the soldiers
- 2. (I) **Role on the Wall – Androcles**
  - (a) His clothing: Simple
  - (b) His feelings:
    - (i) Worried
    - (ii) Worried about being captured by the soldiers and/or killed by the lion
    - (iii) Scared
    - (iv) Scared of being attacked by the lion
  - (c) His personality:
    - (i) Compassionate/helpful/kind-hearted/empathetic
    - (ii) He helped the lion to remove the splinter despite being chased by the soldiers.
    - (iii) Brave/courageous
    - (iv) He bravely faced the lion without escaping.
  - (d) Others characters’ perception of Androcles:
    - (i) Helpful
    - (ii) Androcles removed the splinter in his palm.
    - (iii) Weak/fragile/insignificant
    - (iv) He was a slave to be captured.

The emperor

- At the beginning, he thought Androcles was (v) weak/fragile/insignificant as (vi) he was just a slave and a prey of the lion.
- In the end, he thought Androcles was (vii) kind/noble as (viii) he helped the lion in the forest.

## **(II) Role on the Wall – The Lion**

(a) His appearance

At the Colosseum: *Fierce (given)*

(b) His feelings:

- (i) Grateful
- (ii) Androcles helped him remove the splinter.
- (iii) Starving
- (iv) He was starved for days in a cage.

(c) His personality:

- (i) Helpful/generous/compassionate/thankful/grateful
- (ii) He took Androcles to his cave and gave him some food.
- (iii) Grateful/loyal
- (iv) He did not attack Androcles and showed his gratitude by licking Androcles's hand instead.

(d) Others characters' perception of him:

The emperor

- At the beginning, he thought the lion was (i) cruel as (ii) the lion was the predator and would attack Androcles for meal.
- In the end, he thought the lion was (iii) noble as (iv) he did not attack Androcles to repay Androcles for his kindness.

The audience at the colosseum

(v) Cruel

Androcles:

- At the beginning, he thought the lion was (vi) fierce/cruel as (vii) he believed the lion was a predator and would kill him for food.
- In the end, he thought the lion was (viii) kind/grateful/loyal as (ix) the lion did not attack him in return for his good deed done before.

## **Part D: Understanding the Saving of Wisdom**

1. (a) He removed the splinter from the lion's palm.  
(b) He took Androcles to his cave and gave him some food.  
(c) He did not attack Androcles and licked his hand like a puppy.  
(d) People who show gratitude to others are blessed souls.
2. We should be grateful and show appreciation to the good deeds people do to us. We should also be empathetic/compassionate and show concern to the people around us and lend a helping hand to those in need.
3. Accept any reasonable answers.