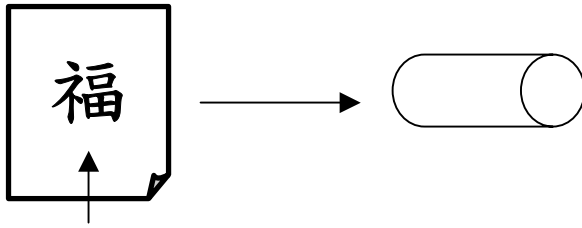
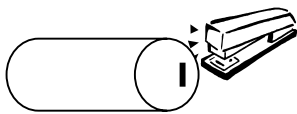


Follow these steps to make paper firecrackers.

1. First roll a red packet.

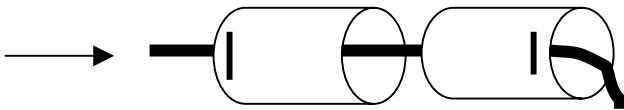


2. Next staple the two ends together. This is a firecracker.

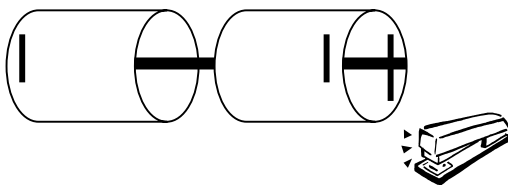


3. Repeat Steps 1 and 2 to make another firecracker.

4. After that put a piece of thick yarn through the red packets.



5. Then staple the ends of the yarn to the red packets.



6. Repeat Steps 1-5 to make 10-12 pairs of firecrackers.

7. Finally tie the pairs of red packets together with a long yarn.

