


Shak Chung Shan Memorial Catholic Primary School
Activity Sheet 1A

How much do you like the task?	<i>Colour the face.</i>
	

Name: _____ ()

Class: P.4 ()

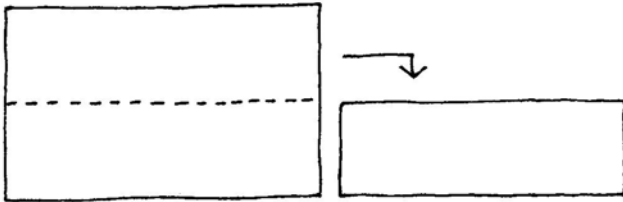
Date: _____

Making your own book

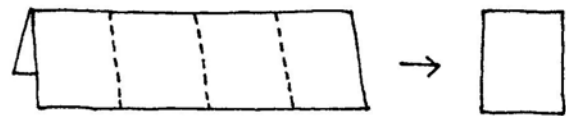


Steps:

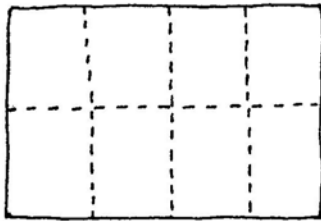
1. Fold a piece of paper in half.



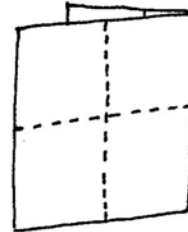
2. Fold it in fourths.



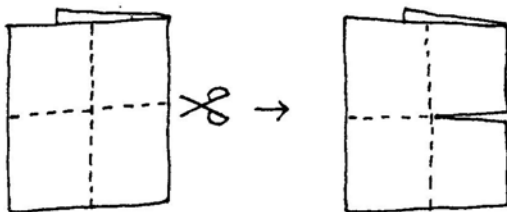
3. Unfold the piece of paper.



4. Fold it in half again.



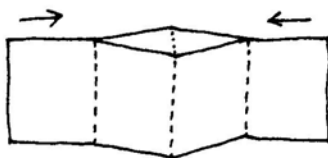
5. Cut it to the centre with a pair of scissors.



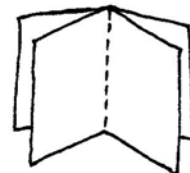
6. Fold it in half again like Step (1).



7. Hold the two ends and push them towards the middle.



8. Fold it like a book.



Shak Chung Shan Memorial Catholic Primary School
Activity Sheet 1B

How much do you like the task?	Colour the face.
	😊 😊 😐 😞

Name: _____ ()

Class: P.4 ()






Date: _____

How to make your own book



1. Write the book title: **My Book about *Moving House***
2. Draw a picture to describe the storybook *Moving House* and write 'By **(your name)** ' on the front cover.
3. Number the pages from 1-6.
4. On page 1, write down the answer to the following question, 'Which character do you like best in this storybook?'
5. On page 2, draw the character that you like best.
6. On page 3, write down the answer to the following question. 'Why do you like **(Sam/Sophie/Sally/Simon etc.)** ?'
7. On page 4, draw the character with more details and write one or two sentence(s) to describe the character.
8. On page 5, draw the house.
9. On page 6, write one or two sentence(s) about the house.

Pictures and words for Word game.





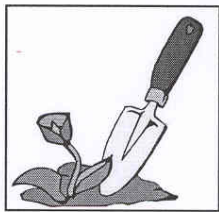

sparrow

spade

spoon

spider

spaceman








sparrow

spade

spoon

spider

spaceman







sparrow

spade

spoon

spider

spaceman



sparrow

spade

spoon

spider

spaceman

How much do you like the task?	Colour the face.

Name: _____ () Class: P.4 () Date: _____

Putting furniture in the house

	(A) What do you do in these rooms?	(B) Which furniture/object do you put in these rooms?
 living room	1. _____ 2. _____	a cupboard _____ _____ _____
 bedroom	1. _____ 2. _____	_____ _____ _____
 kitchen	1. boil the water 2. _____	_____ _____ _____
 bathroom	1. _____ 2. _____	_____ _____ _____

(C) Now you are moving to a new house. You can choose one piece of furniture or object to take with you. What will you take? Why?
