
Introduction of JavaScript programming on multimedia webpage


介紹如何運用JavaScript 編程建立多媒體網頁

— Maryknoll Convent School (Secondary Section) —

Ms Lam Hoi Ki
ICT Panel Chairperson & IT Coordinator

Table of content

- ★ Introduction of JavaScript
- ★ JavaScript with HTML and CSS
- ★ Different kinds of Editor
- ★ Self - directed learning free resources
- ★ Example of building a web game
- ★ Sample Paper
- ★ Sharing of experience on teaching JavaScript
- ★ Exercises

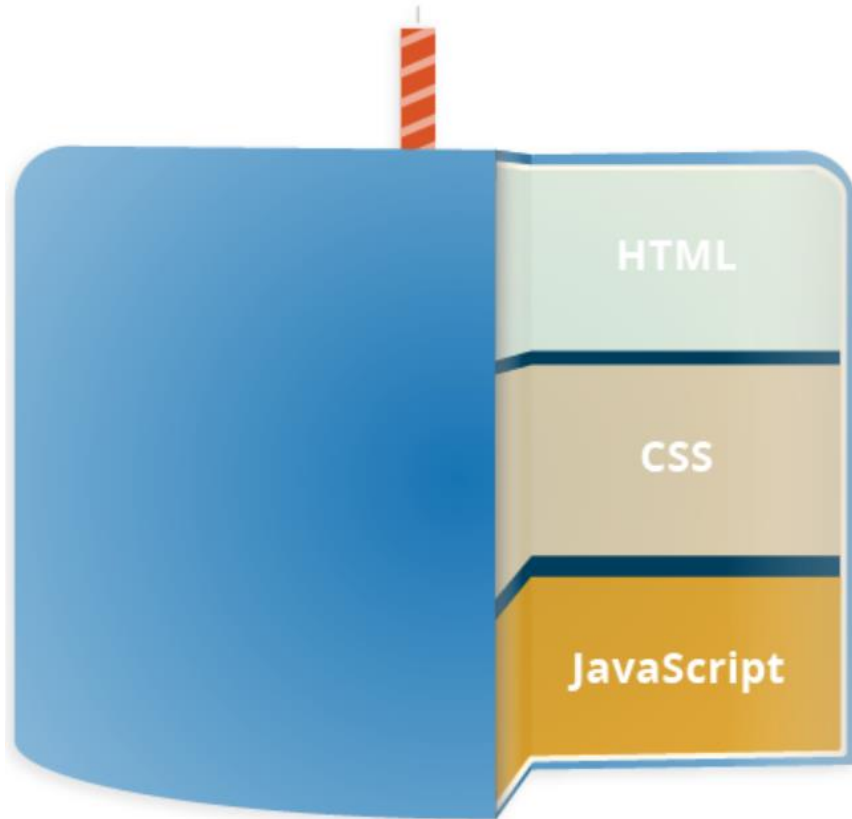


Introduction of JavaScript

- Cross-platform
- Object-oriented



JavaScript with HTML and CSS



is a markup language that we use to organize and define the content of web pages

Is a style rules language used to help our HTML content to apply styles, such as: setting the background color

is a scripting language that enables you to dynamically update content, control multimedia

Different kinds of Editor

- Notepad ++

<https://notepad-plus-plus.org/downloads/>



- Node.js <--- server side

<https://nodejs.org/zh-cn/>



- Visual Studio

<https://visualstudio.microsoft.com/zh-hans/downloads/>



Self – directed learning free resources

- W3c school
<https://www.w3schools.com/js/>
- Video
<https://www.youtube.com/watch?v=CqINpeM-wko>
<https://www.youtube.com/watch?v=gT0Lh1eYk78>

Example of building a web game

Memorize the numbers from smallest to largest in 15s


Counting Time : 4 Seconds

Start !

9	3	6
5	2	8
4	1	7


Start !

Counting Time : 0 Seconds

		
	Fail	
	Try Again!	

Start !

Counting Time : 0 Seconds

6	5	4
8		3
1	Congratulation!	2
	Play Again!	

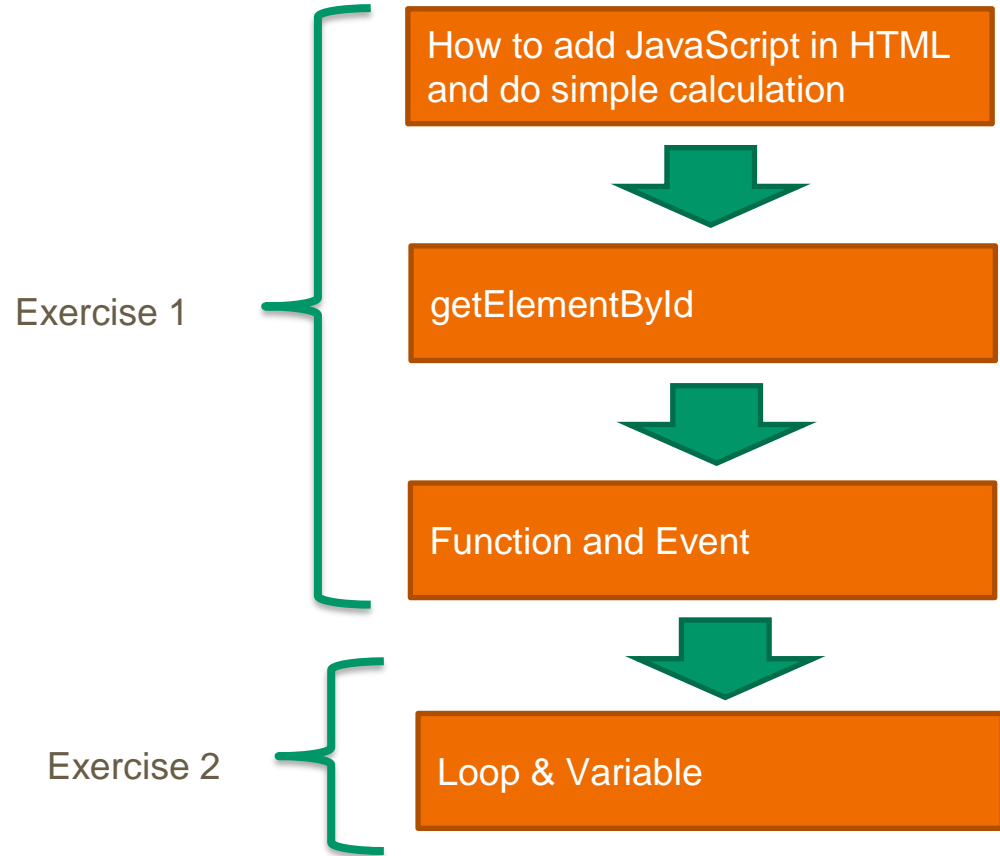
Sample Paper

input.html

Line	Code
10	<body>
.	.
.	.
.	.
20	<p id="msg"></p>
.	.
.	.
.	.
30	<script>
.	.
.	.
.	.
40	AvgB = (d1) ;
41	if (N < 3) {
42	document.getElementById("msg").innerHTML="Not enough
43	values"; }
44	else{
45	for(k=0; k<3; k++){
46	AvgB = (d2) ;
47	}
48	AvgB = (d3) ;
49	}

Demo Client-side scripts

Sharing of experience on teaching JavaScript



Exercise 1

This item no is12



Please click the buttons:

Show current Time

Add border to the image

Exercise 2



Link for downloading materials

https://drive.google.com/drive/folders/1jRJYf1h80UpT6SIC8_HI_YcH4-0RI1WI?usp=sharing



Reference

- https://developer.mozilla.org/zh-TW/docs/Learn/JavaScript/First_steps/What_is_JavaScript
- JavaScript 精選16堂課：網頁程式設計實作，作者：陳婉凌著、ZCT 策劃，博碩文化股份有限公司, 2020
- 跟著實務學習HTML5, CSS3, JavaScript, jQuery, jQuery Mobile, Bootstrap 4 & Cordova, 蔡文龍作, 臺北市：碁峰資訊股份有限公司, 2019

Thank You !

— sandylam@hkace.org.hk —
