

**Let Students Learn  
through Play - NT0721**

***PROMOTING ACTIVE AND PLEASURABLE  
ENGLISH LEARNING THROUGH PLAY  
IN KEY STAGE 1***

# **"SEED" PROJECT BRIEFING SESSION: NT0721**

**Advisory Teaching Team, NET Section**

**Coordinator:**

**Winnie SO**

**Project Team:**

**Jojo CHAN and Jonathan LEE**

# TODAY'S PLAYFUL RUNDOWN

## Introduction

- Background
- Research Questions
- Project Objectives
- Project Design



## The Planning Process

- Setting Objectives
- Involving Students
- Providing Choice



## Station Activities

- Small World Play
- Atelier
- Book Nook
- The Writing Table



Commitment + Q&A

# WHAT IS A Playful Classroom LIKE?



# WHY Play?

In play children develop exploratory as well as explanatory drives: they actively look for patterns, test hypotheses and seek explanations, leading to increased complexity in thinking, learning and understanding (Gopnik et al, 1999).

These cognitive processes are socially and culturally situated and, through the subject disciplines, can become increasingly refined (Wood & Attfield, 2005).



# WHY Play?

Apart from being an ideal mode of activity fostering children's **physical and psychological development**, play facilitates the development of **creativity, problem-solving skills and versatility**, and it also helps children **express emotions, build confidence and develop social skills** (CDC, 2017).

# Project

# OBJECTIVES



- ✓ To explore and develop approaches to **developing a learning environment conducive to students' learning of English through play;**
- ✓ To develop **Classroom routines that facilitate the adoption of playful approaches** to literacy development;
- ✓ To design, conduct and review English learning **activities that promote active and pleasurable English learning through play;**
- ✓ To **engage participating teachers in developing, using and reviewing strategies** for preparing students for, and engaging them in, active and pleasurable learning English through play;
- ✓ To develop students' **creativity, social and collaboration skills, problem-solving skills, self-confidence, self-respect and respect for others;** and
- ✓ To develop, use and review strategies for using **assessment for and as learning in a play-based learning environment** to promote self-directed learning

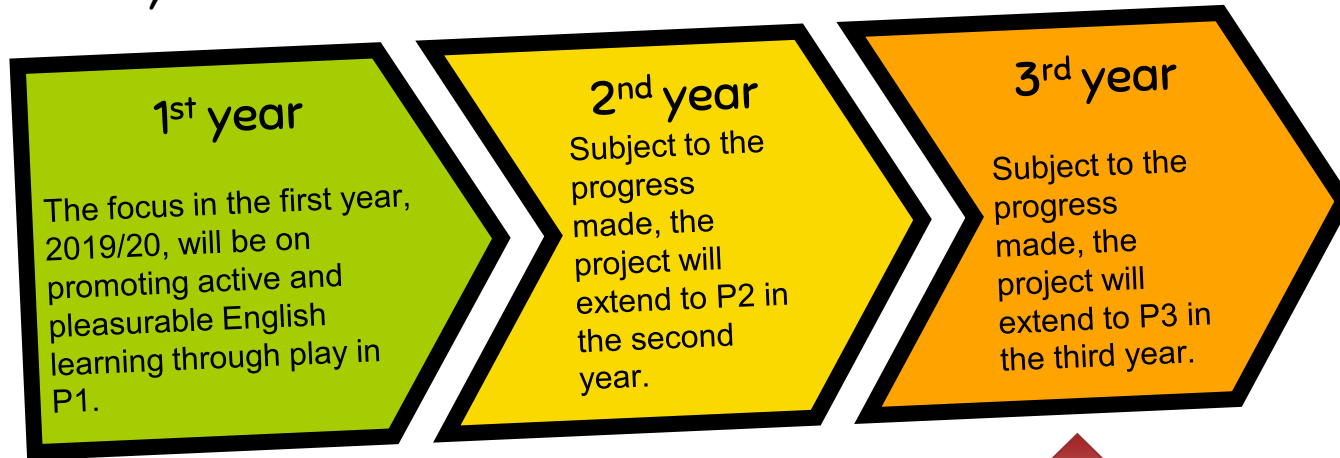
# **Pedagogical** ***ISSUES TO PONDER OVER***

- ❖ How can play-based learning be implemented and promoted in the English language classroom in Hong Kong?
- ❖ What are the conditions that need to be established to facilitate the implementation of play-based learning?
- ❖ What pedagogical approaches and learning activities are effective in supporting a culture of learning through play?
- ❖ How can teachers be empowered to have a playful mindset and become an agent of change?
- ❖ What changes need to be made to existing practices in terms of curriculum design, teaching, learning and assessment?

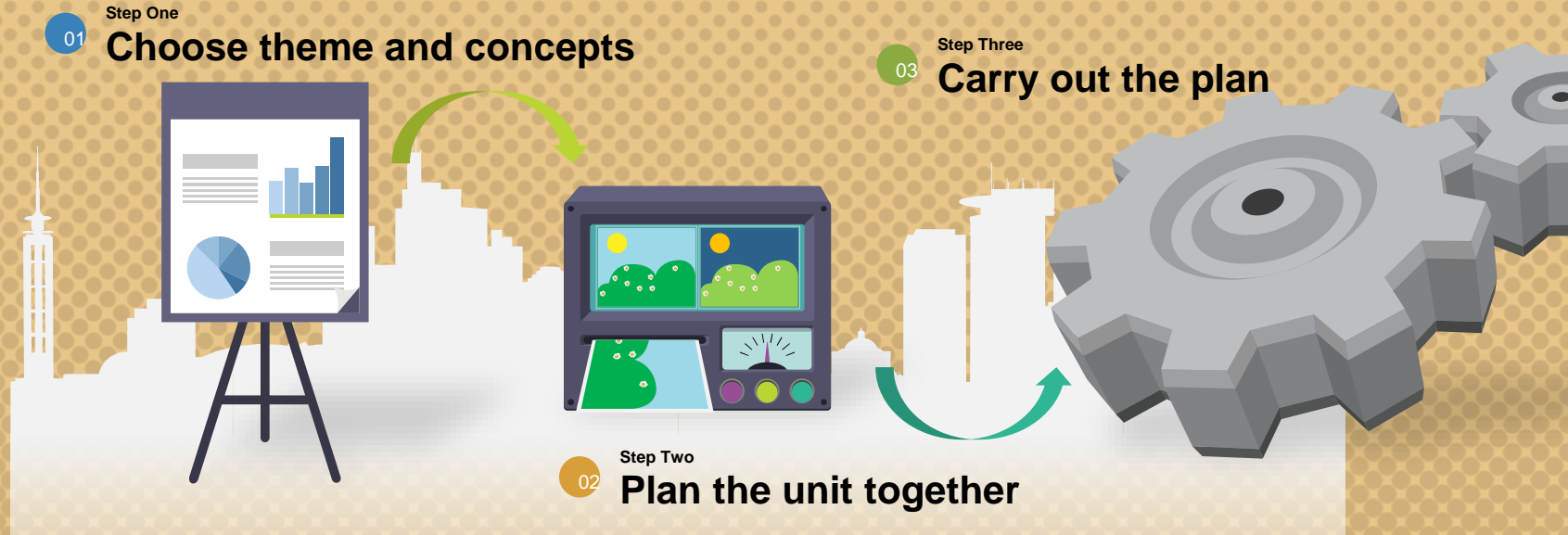


# PROJECT **D**esign

The project is to be implemented, reviewed, refined and completed within a three-year time frame.



# INVOLVING *Children* IN THE PLANNING PROCESS



# INVOLVING Children IN THE PROCESS

## Step 1: Choose a theme and concepts based on:

- ✓ Curriculum requirements (\*good opportunities to develop learning across the curriculum as well\*)
- ✓ Children's interests / experiences (Provide children with a list of topics to choose from)
- ✓ Current issues / seasonal or global events
- ✓ Popular stories / music (\*Survey on children's favourite books and songs\*)
- ✓ Field trips / tour / guest speakers or visitors (e.g. authors, parents who are doctors, vets, firemen..., SPCA...)

## Step 2: Plan the unit together and ask Ss:

- ✓ What do we know already?
- ✓ What do we want to find out?
- ✓ Where can we find out more?
- ✓ How are we going to arrange our classroom?
- ✓ What do we have? What do we need?
- ✓ What can we bring?
- ✓ What can we make?
- ✓ Who can help us to learn more?
- ✓ Who can come to visit our class?
- ✓ Who are we going to tell?
- ✓ How will we show our learning?

# INVOLVING Children IN THE PROCESS

## Step 3: Carry out the plan

Teacher:

- ✓ Facilitate the setting up of the environment
- ✓ Share learning intentions with the children
- ✓ Develop an awareness of the strategies they employed
- ✓ Encourage children to communicate their findings
- ✓ Observe and intervene when appropriate
- ✓ Extend thinking through effective questioning
- ✓ Know when to bring the session to a conclusion
- ✓ Identify and share with the children the skills being developed

## Step 3: Carry out the plan

Children:

- ✓ Help set up the learning environment / activity areas
- ✓ Choose an activity for the session
- ✓ Access appropriate resources and know where to get necessary support and help
- ✓ Create and try out possible solutions to a problem
- ✓ Express ideas and draw conclusions
- ✓ Set their own goals and monitor progress
- ✓ Work individually, in pairs and in groups
- ✓ Talk about their learning
- ✓ Tidy up after play
- ✓ Present their learning to others

# ***INVOLVING Children IN THE PROCESS***

05

Step Five

## **Demonstrate and review learning**



Choose theme and concepts



Plan the unit together



Carry out the plan



Review and adjust the plan



Demonstrate and review learning






# INVOLVING **Children** IN THE PLANNING PROCESS

## Step 4: Review and adjust the process

- ✓ The unit planning board should be on display in the classroom and should serve as a working document, frequently reviewed and visited by teachers and children.
- ✓ Useful prompts to review learning:
  - What I enjoyed most was...
  - What I found interesting was...
  - What I need more help with when learning is...
  - What really made me think was...
  - I might have learnt better if...
  - I would change this activity to...

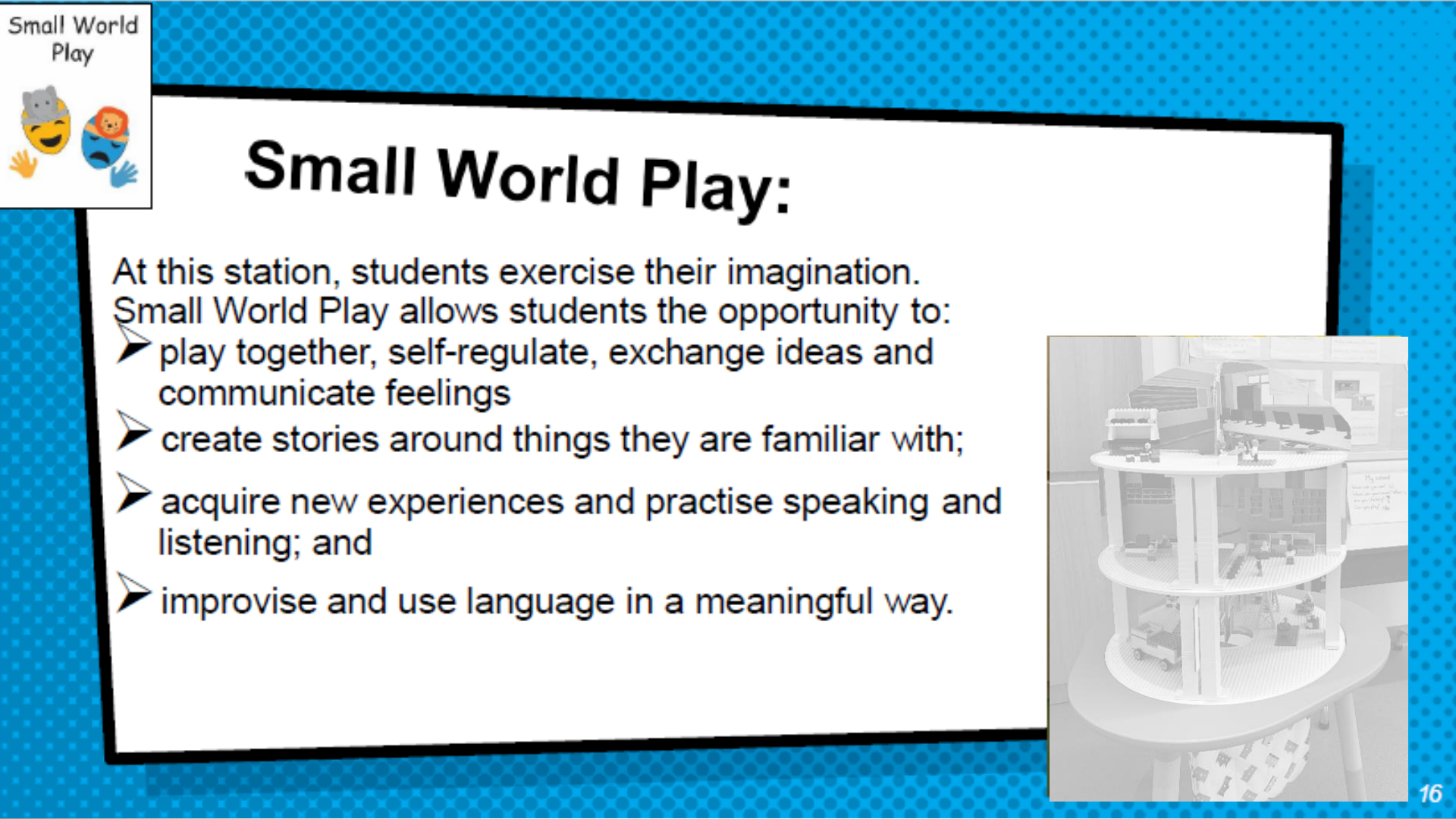
## Step 5: Demonstrate and review learning

- ✓ Evaluate the extent to which the goals set have been achieved
- ✓ Include different assessment types in the unit
- ✓ Children can demonstrate their learning through drawings, lapbooks, poems, reports, explaining to others, presentations, drama, role-plays, digital photos, videos, audio recordings...



# STATION: SMALL WORLD PLAY





# Small World Play:

At this station, students exercise their imagination.

Small World Play allows students the opportunity to:

- play together, self-regulate, exchange ideas and communicate feelings
- create stories around things they are familiar with;
- acquire new experiences and practise speaking and listening; and
- improvise and use language in a meaningful way.



Atelier



# STATION: ATELIER (SENSORY PLAY)





# Atelier:

At this station, students create, design and investigate a variety of materials, tools and techniques. Atelier allows students the opportunity to:

- develop visual, spatial and tactile awareness;
- experience sensory learning
- practise gross motor control and fine motor control;
- conceptually understand how the world works; and
- invent and share new ideas.

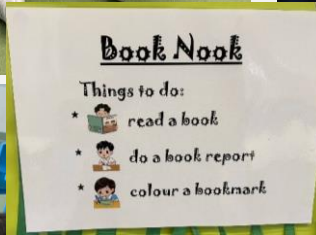
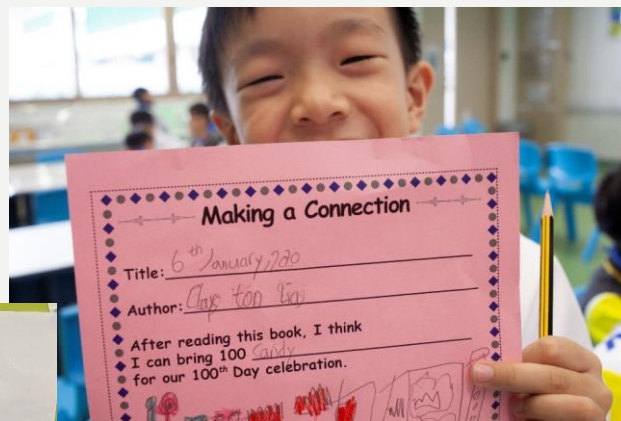



[No Title]





# STATION: BOOK NOOK



# Book Nook:

At this station, students read for enjoyment in a relaxing and comfortable environment. Book Nook allows students the opportunity to:

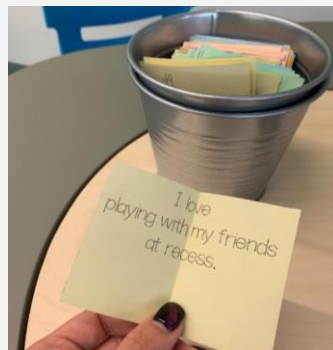

- generate new ideas;
- research more on a particular topic;
- make their own choices and decisions;
- develop independence; and
- present their ideas in different ways to show their learning.







## The Writing Table

# STATION: THE WRITING TABLE





# STATION: THE WRITING TABLE







# The Writing Table:

At this station, students get to publish their work. It provides a good balance of activities that develop fundamental writing skills. The Writing Table allows students the opportunity to:

- organise their ideas;
- practise their fine motor skills;
- extend their vocabulary; and
- be exposed to creative use of the language.



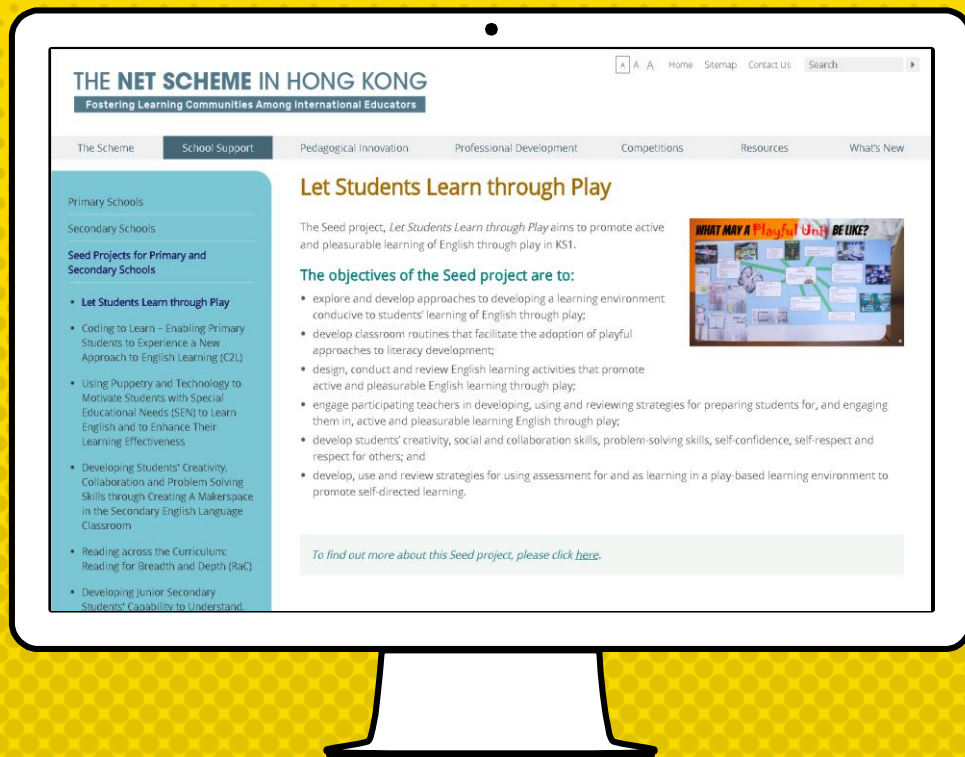


# **SCHOOL** **Commitments**

- culture of collaboration
- project coordinator and committed teaching team sharing values that support playful teaching and learning, committing to PD
- time for observation to facilitate assessment and planning for progression
- flexible with teaching schedules and modes of assessment (allowing more space for experimenting with playful teaching and learning ideas)
- careful planning, organisation & management of the environment
- allocation of an annual budget
- collaborating with AT
- appropriate storage and taking care of resources on loan from EDB
- providing feedback on project implementation and evaluation
- supporting dissemination of good practices

# NET SCHEME E-PLATFORM

*Fostering Learning Communities  
among International Educators*



# ***SUBMITTING A PROJECT **PROPOSAL*****

**Appendix C** of the EDB Circular Memorandum No. **4/2021**

School Application Form to be completed by School Head and sent to:

**EDB Human Resources  
Management Unit at 4/F,  
East Wing,  
Central Government Offices,  
2 Tim Mei Avenue, Tamar**

Deadline  
for Application:

**10 March 2021**

## ***ENQUIRIES***

### **General**

Mr Edward LAI

(Life-wide Learning Section)

Tel: 2892 5824

### **Project-related**

Ms Winnie SO

(Native-speaking English Teacher Section)

Email: [winniewlso@edb.gov.hk](mailto:winniewlso@edb.gov.hk)

Tel: 3549 8317



## ***REFERENCES***

- ❖ Department of Education and Training (2009). *Belonging, Being & Becoming – The Early Years Learning Framework for Australia*. Australia Government.
- ❖ Barblett, L. (2010). Why play-based learning? *Every Child*, 16(3), 4–5.
- ❖ Briggs M. & Hansen A. (2012). *Play-based Learning in the Primary School*. London: Sage.
- ❖ Curriculum Development Council (2017). *Kindergarten Education Curriculum Guide: Joyful Learning through Play, Balanced Development All the Way*. Hong Kong: Education Bureau.
- ❖ Gopnik et al. (1999). *How Babies Think: The Science of Childhood*. London: Weidenfeld & Nicholson.
- ❖ Levy R. (2008). “Third spaces” are interesting places: Applying “third space theory” to nursery aged children’s constructions of themselves as readers’, *Journal of Early Childhood Literacy*, 8(1):43–66.
- ❖ Shipley, D. (2008). *Empowering children. Play-based curriculum for lifelong learning*. (Fourth edn). USA: Nelson Education.
- ❖ Walsh G., McMillan D. & McGuinness C. (Eds). (2017). *Playful Teaching and Learning*. London: Sage.
- ❖ Wood, E. & Attfield, J. (2005). *Play, learning and the early childhood curriculum* (2nd ed). London: Paul Chapman.

## ***SPECIAL THANKS***

Pun U Association Wah Yan Primary School