



Education Bureau



Agriculture, Fisheries and
Conservation Department

Countryside Adventure



Learning Activity Resource Package
Education Bureau
Children Activity Booklet

Agriculture, Fisheries and
Conservation Department
Lions Nature
Education Centre



Name : _____

Class : _____

Activity 1: I am a Little Farmer

Which tools have you used for plowing?



Which tools have you used for watering?



Activity 1: I am a Little Farmer

Please circle / draw the crops you ate yesterday which were grown by farmers.



Activity 2: Protect the Little Plants

Please design your favourite protection net for the little plants.



Do you remember which plants in the fields give off smells?



Extended Activity




Kids, you can grow plants with your teacher at school.

This pot plant belongs to me, the Little Lion. Is it beautiful?


My little pot plant

Materials required: red kidney beans or other seeds, a small pot, water and soil

(Picture of a pot plant can be affixed to the right.)



4



Sometimes, farmers make use of **scarecrows** to keep birds away from eating their seedlings or leaves of crops.


Kids, you can also create a little scarecrow puppet with your teacher to decorate your little pot plant.



Materials required:

1. Craftsticks
2. Googly eyes
3. Fabric scraps / colour papers

Extended Activity (K2 - K3)



Steps:

1


Cut out different parts of the scarecrow with fabric scraps or colour paper along the patterns on p.7.

2

Stick the various parts of the scarecrow, then draw or stick on eyes, nose and mouth.

3



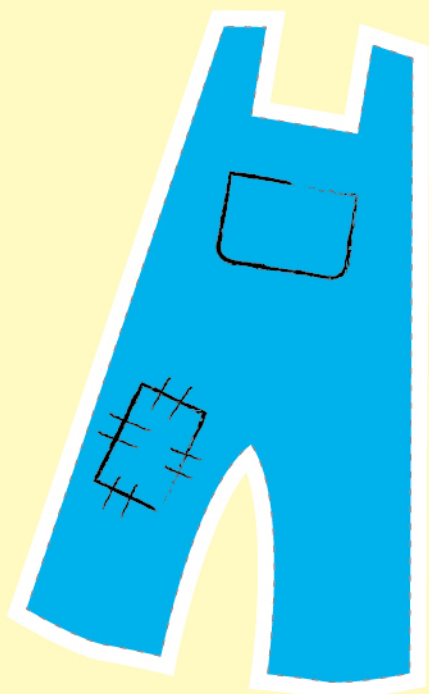
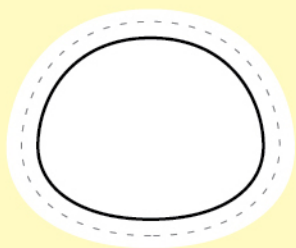
Make a cross by sticking 3 pieces of craftsticks.



4

Fix the scarecrow onto the cross.

6





8

Activity 3: Little Explorers

Different trees and plants have different shapes and leaves. Can you make leaf rubbing with leaves that you have collected?





Activity 4: I Love the Nature



Can you affix the picture of your collage work here?

Extended Activity



Do you know which tree is older?

The **Secret** of Age

You can use a piece of **string** to measure the **thickness** (circumference) of a tree trunk with your teacher. Usually, the thicker the trunks, the older the trees.





Do you know **trees** are very useful? You can find out if there are any objects made of wood with your teacher at school. Can you think of something we could do to reduce the use of these items?

(Pictures of wooden objects can be **13** affixed above.)

Can you draw your favourite scenery at the Lions Nature Education Centre?







See You Next Time!



© Education Bureau

All rights reserved. For kindergarten use only and not for commercial purpose.

