

Suggested Actions on WebSAMS

Suggested Actions

- ❖ **Keep Latest Windows Security Update**
- ❖ **Check Windows Hardening Status**
- ❖ **Check Antivirus Protection Status**
- ❖ **Ensure System Backup In Order**
- ❖ **Keep Best Practice in System Operation**

Keep Latest Windows Update

Go to “Control Panel” > “Windows Update” then select:

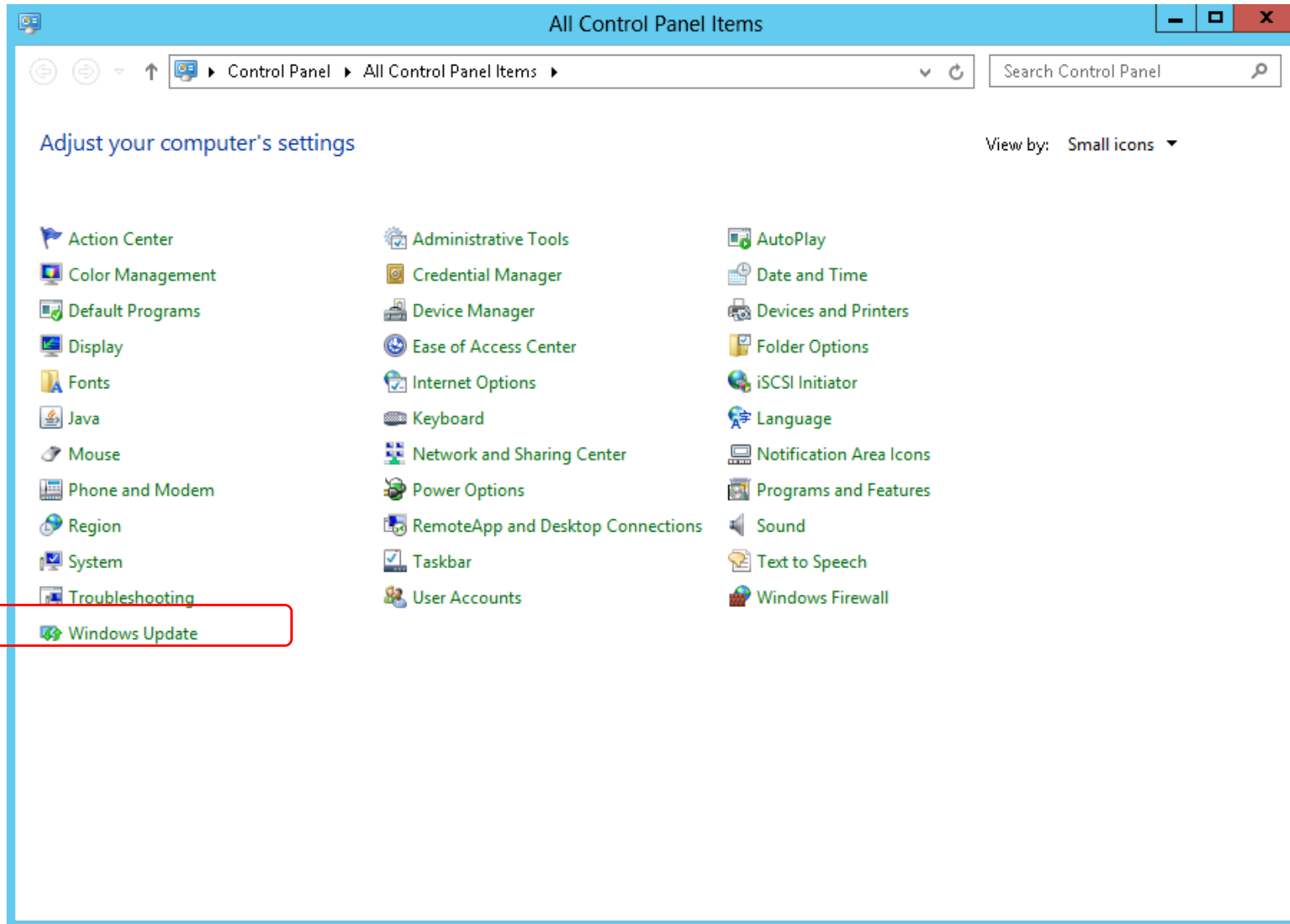
- ❖ **Check for Updates**

(Select all updates except “Service Pack” / “Major Version Upgrade”)

- ❖ **View Update History**

- ❖ **Change Settings**

Keep Latest Windows Update

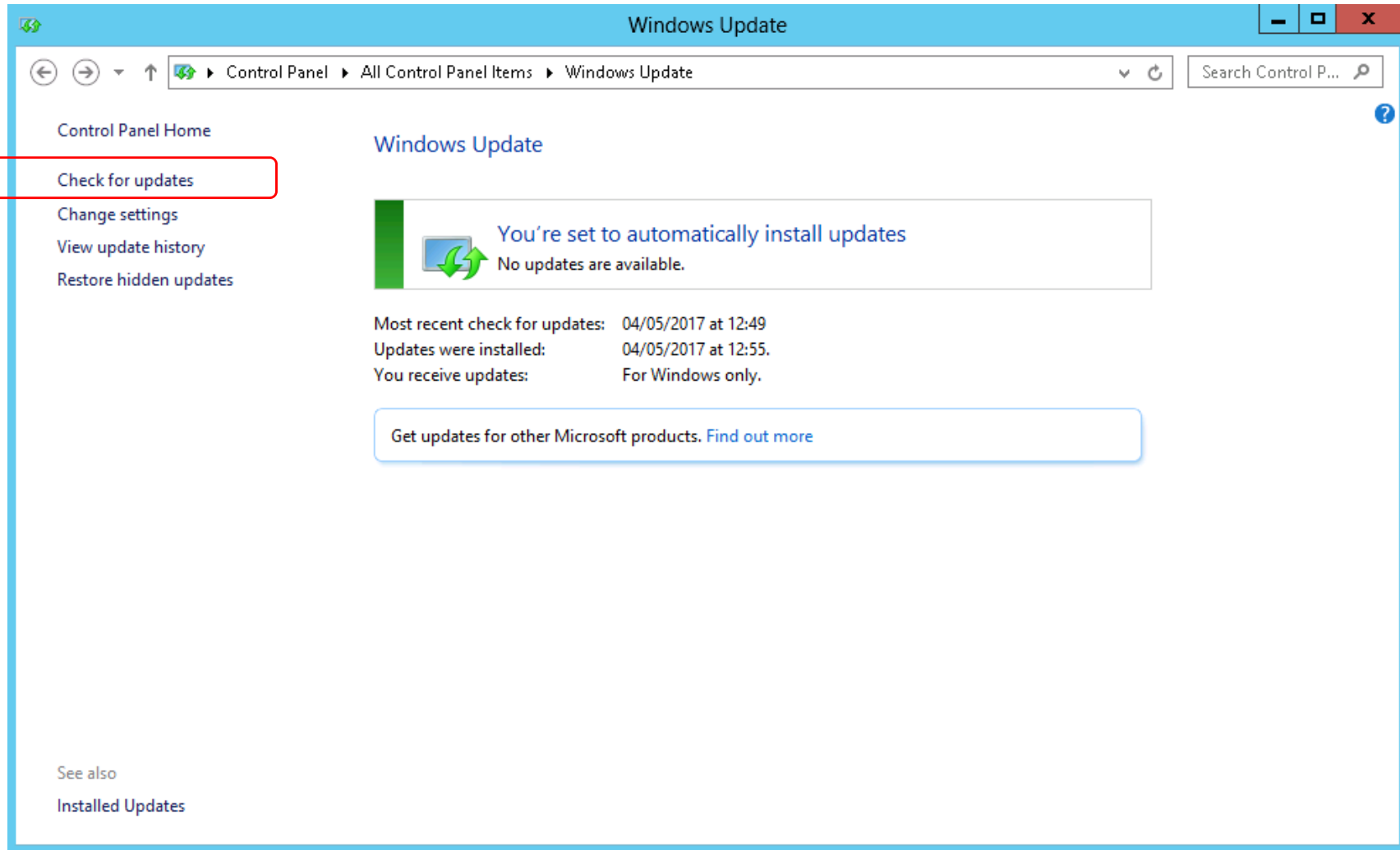


Keep Latest Windows Update

Windows Update > Check for Updates

(Select all updates except “Service Pack” / “Major Version Upgrade”)

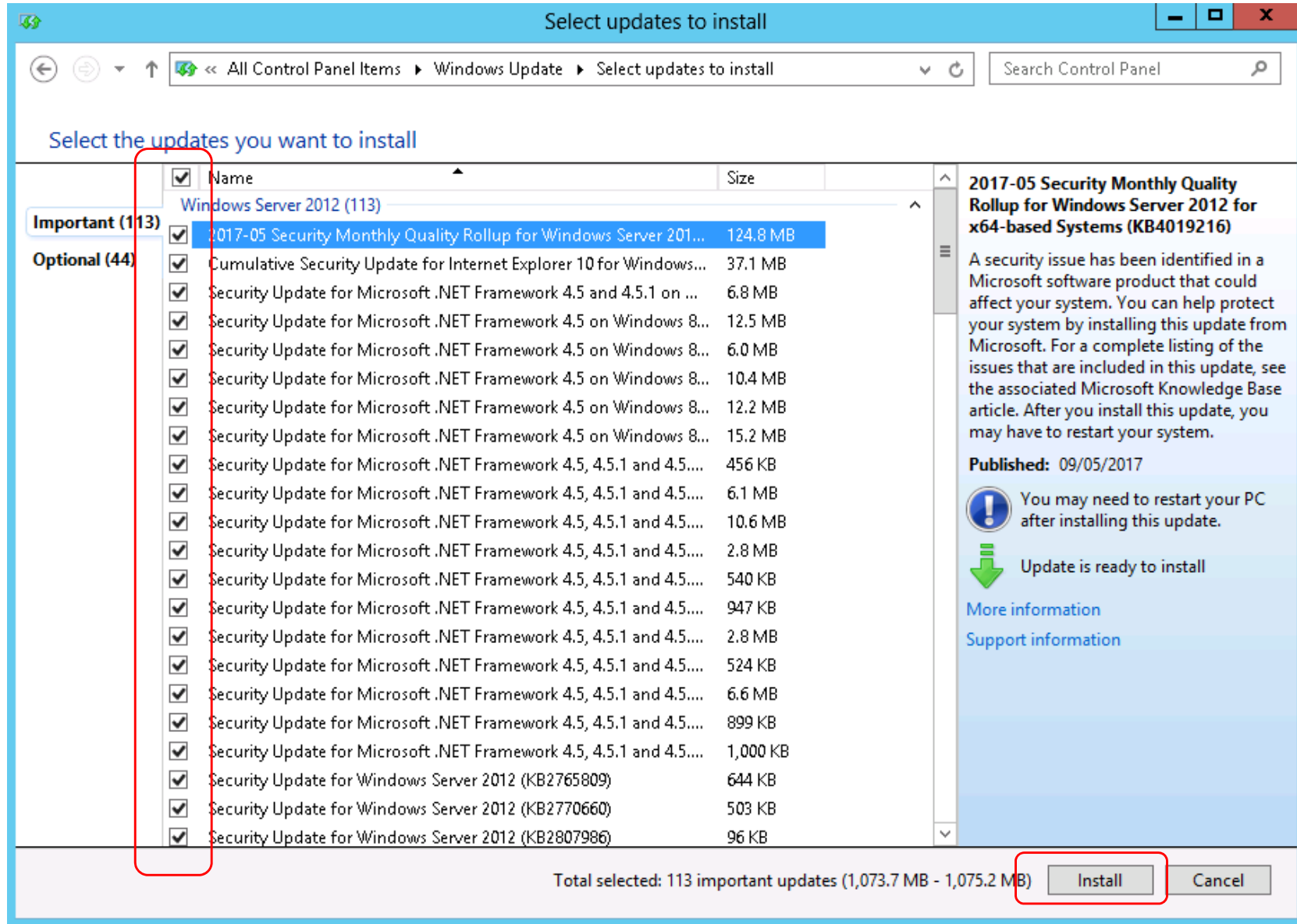
Keep Latest Windows Update



Keep Latest Windows Update

The screenshot shows the Windows Update control panel window. The title bar reads "Windows Update". The breadcrumb navigation shows "Control Panel > All Control Panel Items > Windows Update". The left sidebar contains the following links: "Control Panel Home", "Check for updates" (highlighted with a blue box), "Change settings", "View update history", and "Restore hidden updates". The main content area is titled "Windows Update" and features a yellow shield icon with an exclamation mark. The main heading is "Download and install updates (1,073.7 MB - 1,075.2 MB total)". Below this, it states "113 important updates are available" and "44 optional updates are available" (both highlighted with a red box). To the right, it says "113 important updates selected, 1,073.7 MB - 1,075.2 MB". A blue "Install updates" button is highlighted with a red box. Below the update information, it shows: "Most recent check for updates: Today at 09:52", "Updates were installed: Never", and "You receive updates: For Windows only." At the bottom, there is a link: "Get updates for other Microsoft products. [Find out more](#)".

Keep Latest Windows Update



The screenshot shows the Windows Update 'Select updates to install' window. The window title is 'Select updates to install'. The breadcrumb navigation shows 'All Control Panel Items > Windows Update > Select updates to install'. A search bar is present at the top right.

The main content area is titled 'Select the updates you want to install'. It features a table of updates with columns for 'Name' and 'Size'. The updates are categorized into 'Important (113)' and 'Optional (44)'. A red box highlights the 'Important' section. The first update in this section is selected and highlighted in blue.

Category	Name	Size
Important (113)	2017-05 Security Monthly Quality Rollup for Windows Server 201...	124.8 MB
Optional (44)	Cumulative Security Update for Internet Explorer 10 for Windows...	37.1 MB
Optional (44)	Security Update for Microsoft .NET Framework 4.5 and 4.5.1 on ...	6.8 MB
Optional (44)	Security Update for Microsoft .NET Framework 4.5 on Windows 8...	12.5 MB
Optional (44)	Security Update for Microsoft .NET Framework 4.5 on Windows 8...	6.0 MB
Optional (44)	Security Update for Microsoft .NET Framework 4.5 on Windows 8...	10.4 MB
Optional (44)	Security Update for Microsoft .NET Framework 4.5 on Windows 8...	12.2 MB
Optional (44)	Security Update for Microsoft .NET Framework 4.5 on Windows 8...	15.2 MB
Optional (44)	Security Update for Microsoft .NET Framework 4.5, 4.5.1 and 4.5....	456 KB
Optional (44)	Security Update for Microsoft .NET Framework 4.5, 4.5.1 and 4.5....	6.1 MB
Optional (44)	Security Update for Microsoft .NET Framework 4.5, 4.5.1 and 4.5....	10.6 MB
Optional (44)	Security Update for Microsoft .NET Framework 4.5, 4.5.1 and 4.5....	2.8 MB
Optional (44)	Security Update for Microsoft .NET Framework 4.5, 4.5.1 and 4.5....	540 KB
Optional (44)	Security Update for Microsoft .NET Framework 4.5, 4.5.1 and 4.5....	947 KB
Optional (44)	Security Update for Microsoft .NET Framework 4.5, 4.5.1 and 4.5....	2.8 MB
Optional (44)	Security Update for Microsoft .NET Framework 4.5, 4.5.1 and 4.5....	524 KB
Optional (44)	Security Update for Microsoft .NET Framework 4.5, 4.5.1 and 4.5....	6.6 MB
Optional (44)	Security Update for Microsoft .NET Framework 4.5, 4.5.1 and 4.5....	899 KB
Optional (44)	Security Update for Microsoft .NET Framework 4.5, 4.5.1 and 4.5....	1,000 KB
Optional (44)	Security Update for Windows Server 2012 (KB2765809)	644 KB
Optional (44)	Security Update for Windows Server 2012 (KB2770660)	503 KB
Optional (44)	Security Update for Windows Server 2012 (KB2807986)	96 KB

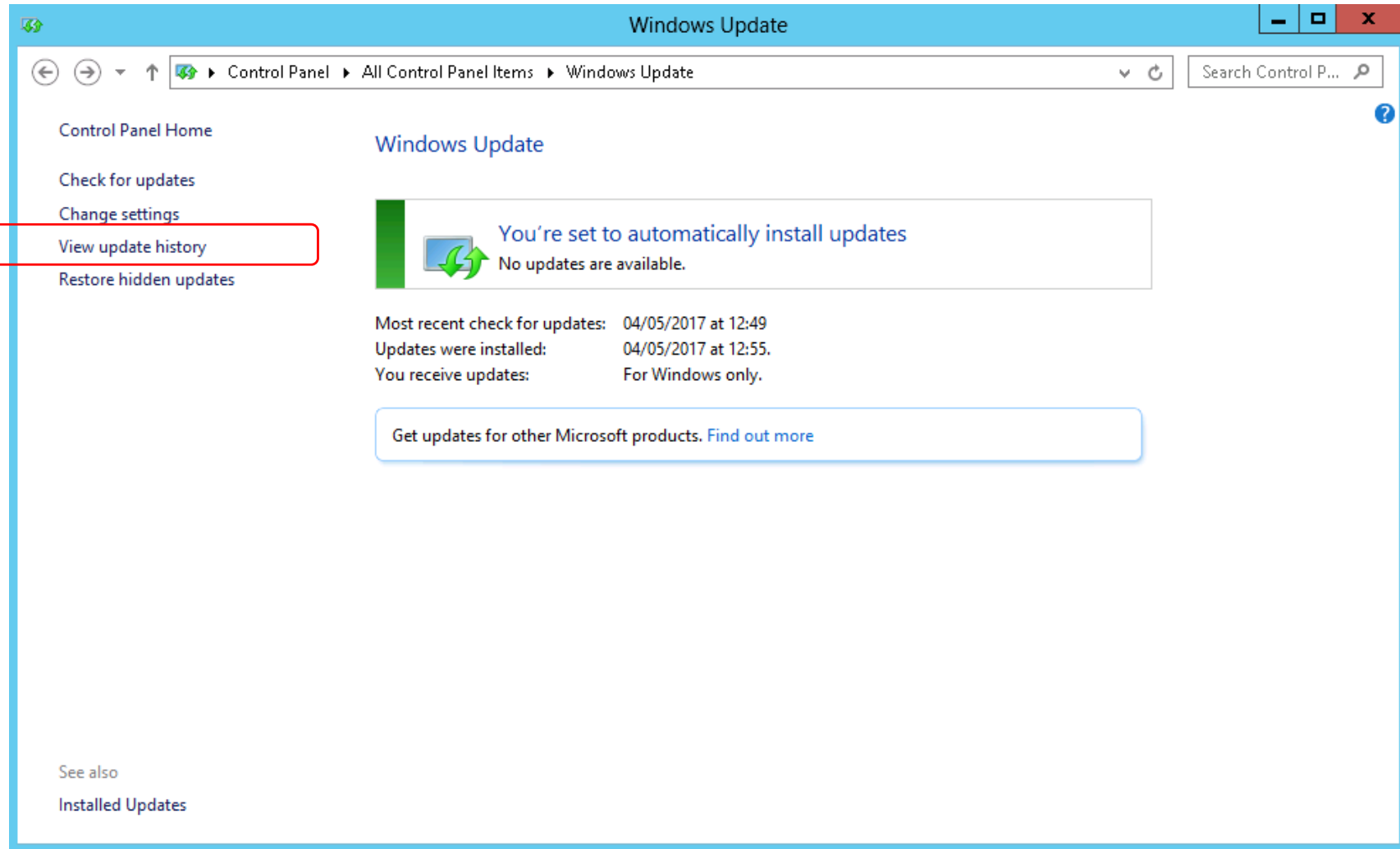
On the right side, a detailed view of the selected update is shown: '2017-05 Security Monthly Quality Rollup for Windows Server 2012 for x64-based Systems (KB4019216)'. It includes a warning icon and text: 'A security issue has been identified in a Microsoft software product that could affect your system. You can help protect your system by installing this update from Microsoft. For a complete listing of the issues that are included in this update, see the associated Microsoft Knowledge Base article. After you install this update, you may have to restart your system.' Below this, it says 'Published: 09/05/2017', 'You may need to restart your PC after installing this update.', and 'Update is ready to install' with a green arrow icon. There are links for 'More information' and 'Support information'.

At the bottom of the window, the status bar shows 'Total selected: 113 important updates (1,073.7 MB - 1,075.2 MB)'. There are 'Install' and 'Cancel' buttons, both of which are highlighted with red boxes.

Keep Latest Windows Update

Windows Update > View Update History

Keep Latest Windows Update



Keep Latest Windows Update

View update history

Control Panel > All Control Panel Items > Windows Update > View update history

File Edit View Tools Help

Review your update history

Check the Status column to ensure all important updates were successful. To remove an update, see [Installed Updates](#).
[Troubleshoot problems with installing updates](#)

Name	Status	Importance	Date installed
Cumulative Security Update for Internet Explorer 11 for Windows Server 2012 R2 (KB2987107)	Pending restart	Important	12/5/17
Windows Malicious Software Removal Tool for Windows 8, 8.1, 10 and Windows Server 2012, 2012 R2, 2016 x64 Edition - May 2017 (KB890830)	Succeeded	Important	11/5/17
2017-05 Security Monthly Quality Rollup for Windows Server 2012 R2 for x64-based Systems (KB4019215)	Pending restart	Important	11/5/17
May, 2017 Security and Quality Rollup for .NET Framework 3.5, 4.5.2, 4.6, 4.6.1, 4.6.2 on Windows 8.1 and Windows Server 2012 R2 for x64 (KB4019114)	Pending restart	Important	11/5/17
Cumulative Security Update for Internet Explorer 11 for Windows Server 2012 R2 (KB3008923)	Pending restart	Important	7/5/17
Windows Malicious Software Removal Tool for Windows 8, 8.1, 10 and Windows Server 2012, 2012 R2, 2016 x64 Edition - April 2017 (KB890830)	Succeeded	Important	13/4/17
April, 2017 Security Monthly Quality Rollup for Windows Server 2012 R2 (KB4015550)	Pending restart	Important	13/4/17
April, 2017 Security and Quality Rollup for .NET Framework 3.5, 4.5.2, 4.6, 4.6.1, 4.6.2 on Windows 8.1 and Windows Server 2012 R2 for x64 (KB4014983)	Pending restart	Important	13/4/17
March, 2017 Security Monthly Quality Rollup for Windows Server 2012 R2 (KB4012216)	Pending restart	Important	28/3/17
Windows Malicious Software Removal Tool for Windows 8, 8.1, 10 and Windows Server 2012, 2012 R2, 2016 x64 Edition - March 2017 (KB890830)	Succeeded	Important	28/3/17
Windows Malicious Software Removal Tool for Windows 8, 8.1, 10 and Windows Server 2012, 2012 R2, 2016 x64 Edition - February 2017 (KB890830)	Succeeded	Important	24/2/17
Cumulative Security Update for Internet Explorer 11 for Windows Server 2012 R2 (KB3008923)	Succeeded	Important	27/1/17
Security Update for SQL Server 2012 R2 (KB3008923)	Succeeded	Important	17/1/17

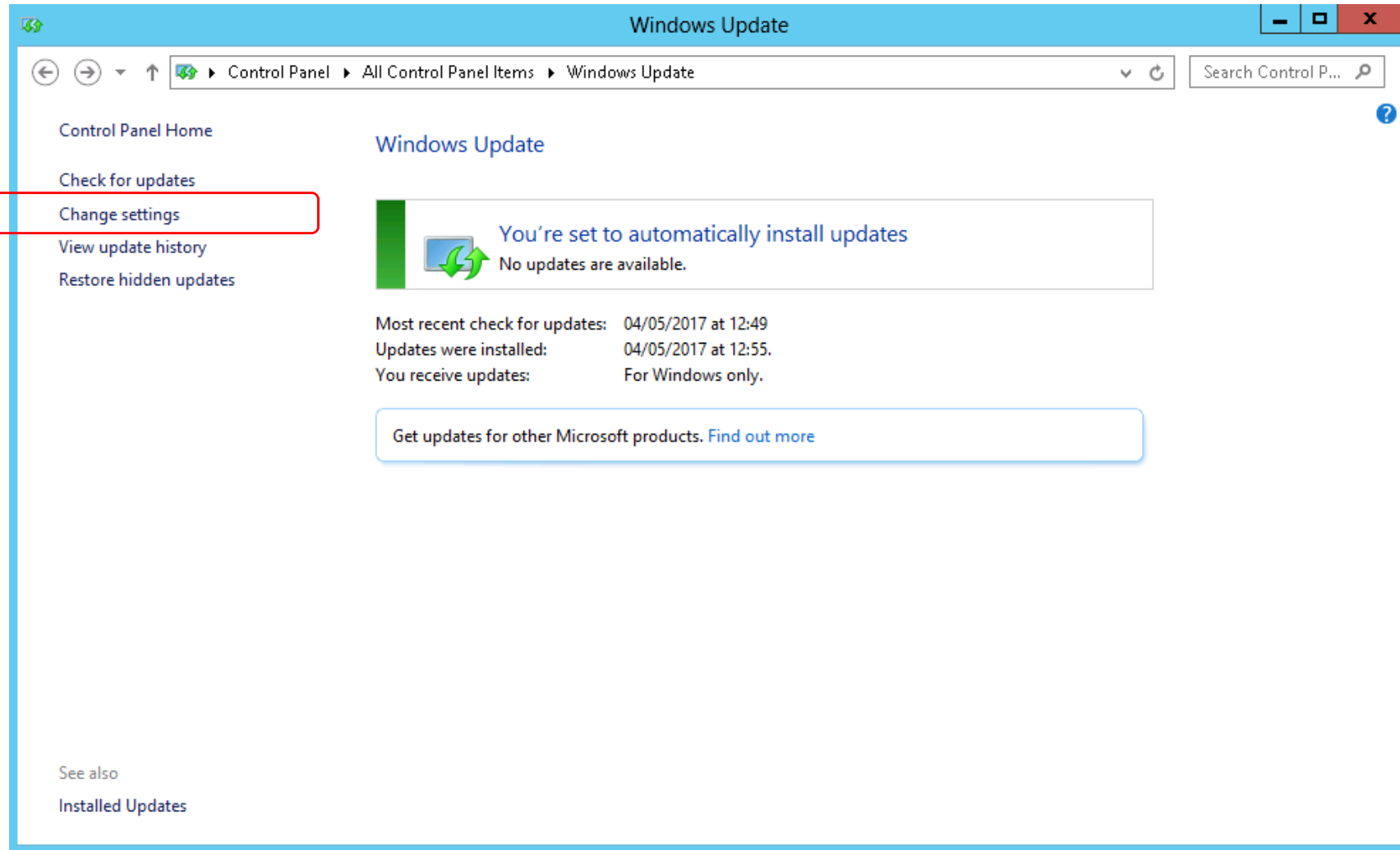
March, 2017 Security Monthly Quality Rollup for Windows Server 2012 R2 (KB4012216) Succeeded Important 28/3/17

Windows Malicious Software Removal Tool for Windows 8, 8.1, 10 and Windows Server 2012, 2012 R2, 2016 x64 Edition - January 2017 (KB890830)	Succeeded	Important	17/1/17
December, 2016 Security Monthly Quality Rollup for Windows Server 2012 R2 (KB3205401)	Succeeded	Important	24/12/16
December, 2016 Security Monthly Quality Rollup for Windows Server 2012 R2 (KB3205401)	Failed	Important	23/12/16
Windows Malicious Software Removal Tool for Windows 8, 8.1, 10 and Windows Server 2012, 2012 R2, 2016 x64 Edition - December 2016 (KB890830)	Succeeded	Important	23/12/16
December, 2016 Security and Quality Rollup for .NET Framework 3.5, 4.5.2, 4.6, 4.6.1, 4.6.2 on Windows 8.1 and Windows Server 2012 R2 for x64 (KB3205404)	Succeeded	Important	23/12/16
Update for Windows Server 2012 R2 (KB3182203)	Succeeded	Important	25/11/16
October, 2016 Security and Quality Rollup for .NET Framework 3.5 on Windows 8.1 and Windows Server 2012 R2 for x64 (KB3188743)	Succeeded	Important	25/11/16
November, 2016 Security Monthly Quality Rollup for Windows Server 2012 R2 (KB3197874)	Succeeded	Important	25/11/16
Windows Malicious Software Removal Tool for Windows 8, 8.1, 10 and Windows Server 2012, 2012 R2, 2016 x64 Edition - November 2016 (KB890830)	Succeeded	Important	25/11/16
Security Update for Windows Server 2012 R2 (KB3184943)	Succeeded	Important	15/9/16
Security Update for Windows Server 2012 R2 (KB3175024)	Succeeded	Important	15/9/16
Update for Windows Server 2012 R2 (KB3179574)	Succeeded	Recommended	15/9/16
Cumulative Security Update for Internet Explorer 11 for Windows Server 2012 R2 (KB3185319)	Succeeded	Important	15/9/16
Security Update for Windows Server 2012 R2 (KB3178539)	Succeeded	Important	15/9/16

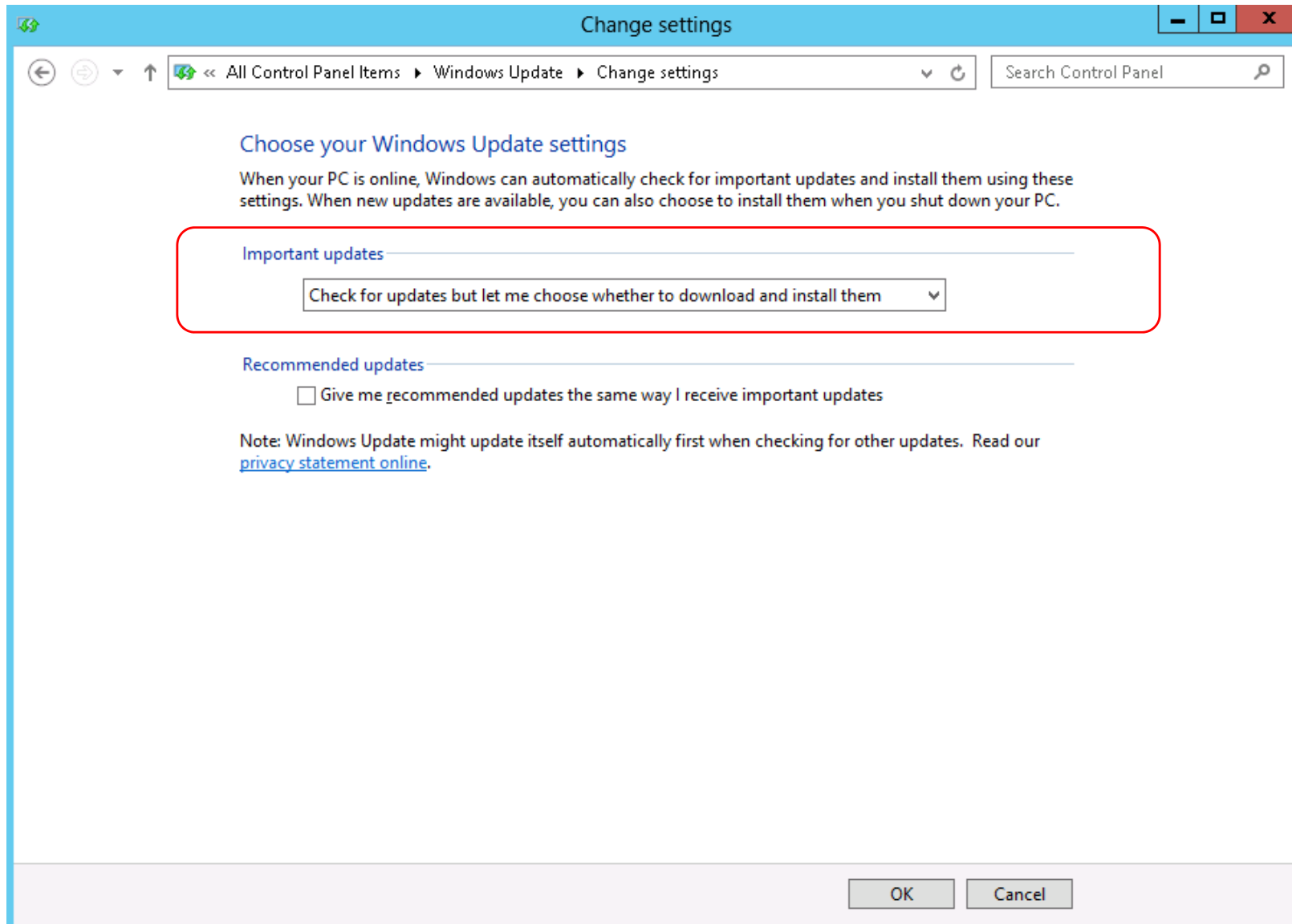
Keep Latest Windows Update

Windows Update > Change Settings

Keep Latest Windows Update



Keep Latest Windows Update



Check Windows Hardening Status

- Refer to

“Installation Guidelines for WebSAMS 3.0”

➤ *“Appendix 7 : Windows Server 2012 R2 – OS Hardening Guide”*

<http://www.websams.edb.gov.hk/files/newschool/Doc%2033%20Installation%20Guidelines%20for%20WebSAMS%203.0%20V1.3.3.pdf>

**for Checking the Windows Hardening Status
including:**

- ❖ Local Security Policy
- ❖ Windows Firewall
- ❖ Screen Saver Timeout
(On resume, display logon screen)
- ❖ Remote Desktop with Network Level Authentication
(In normal operation, the remote desktop should be disabled)

Check Antivirus Protection Status

- ☑ **Ensure the Antivirus Software is in latest version**
- ☑ **Ensure the Online Protection is enabled**
- ☑ **Ensure the Virus Pattern is up-to-date**

Ensure System Backup In Order

- Ensure the following kinds of backup are included:
 - Windows Server (Regular System Backup)
 - WebSAMS Program and Data (Daily, Weekly and Monthly Backup)

- Ensure encryption of backup image

- Check the Backup Log timely

- Check the status of Backup Media timely including:
 - On-line media (NAS)
 - Off-line media

Keep Best Practice on System Operation

- **DO NOT share the disk storage of WebSAMS Server as network drive**
- **Only install WebSAMS related software**
- **DO NOT enable remote desktop service or install similar software**
- **DO NOT visit any questionable website or download files from questionable source in WebSAMS Server**

- **Security Guides & Checklist for WebSAMS:**

- **Path:** <http://cdr.websams.edb.gov.hk> > 主頁 > 參考資料 > 保安及處理敏感數據指引



The screenshot shows the 'WebSAMS Central Document Repository' website. The page title is 'WebSAMS Central Document Repository'. The breadcrumb trail is '主頁 > 參考資料 > 保安及處理敏感數據指引'. The main content area lists several documents:

- 安裝網上校管系統的系統保安簡介
[下載 / Download](#)
- 「網上校管系統」系統保安簡介及基本安全措施
WebSAMS Security Guide and Recommended Practice
[下載 / Download](#)
- System Security Setting Checklist for WebSAMS
[下載 / Download](#)
- 「網上校管系統」, 「伺服器、網絡管理及系統保安」重點分享 2017
Seminar on Highlights of WebSAMS Server, Network & Security 2017
詳情下載: [PPT 格式](#) [PDF 格式](#)
- 棄置/更換「網上校管系統」伺服器-處理敏感性數據指引
[下載 / Download](#)

- **WebSAMS Version Upgrade release note:**
 - **Path:** *<http://www.websams.edb.gov.hk> > Version Upgrade for 3.0 > Major Upgrade*
- **IT Security in Schools – Recommended Practice:**
 - **Path:** *EDB Webpage > Education System and Policy > Primary and Secondary School Education > Applicable to Primary and Secondary School > IT in Education > On-going Support*

Reference Material (cont'd)

- Regularly visit the Information Security website of HKSAR for the update information of IT security
 - Path: *<http://www.infosec.gov.hk>*
- Hong Kong Computer Emergency Response Team Coordination Centre (HKCERT)
 - Path: *<https://www.hkcert.org>*

For enquiries:

- **Technical support:**

- WebSAMS Helpdesk 3125 8510

- **Other enquiries:**

- School Liaison Officer of the WebSAMS Team

Path:

<http://cdr.websams.edb.gov.hk/Files/Doc/WebSAMS%20School%20Liaison%20Officer%20list.xls>

The End