

資訊科技教育教學法系列：
在中學策略性運用電子評估設計教學活動
以提升學與教效能
(第二節)



香港中文大學學習科學與科技中心

Centre for Learning Sciences and Technologies (CLST)
The Chinese University of Hong Kong



中學 AA 班

第一節

日期：2018/04/17 (星期二)

時間：18:30 - 21:30

地點：香港中文大學崇基校園信和樓614室

第二節

日期：2018/04/24 (星期二)

時間：18:30 - 21:30

地點：香港中文大學崇基校園信和樓614室



課程目標

本課程旨在介紹教師如何於電子評估運用資訊科技工具及創新教學法，以提升小學/中學的學與教效能。透過本課程讓學員：

- a) 了解電子評估的基本概念；
- b) 了解電子評估及相關資訊科技工具的特點、優勢和限制；
- c) 透過個案研究，了解如何在課前、課堂中和課後運用各種教學法實踐電子評估，以加強學生的學習效能；
- d) 適當運用資訊科技工具及學習管理系統（LMS）設計課程，並在課前、課堂中及課後進行電子評估，以提升學與教效能

課程目標

- e) 運用免費的資訊科技工具和LMS（例如Kahoot、Quizizz、Plickers等）創造簡單的電子評估活動；
- f) 運用和分析電子評估數據，並提供回饋，以改進學與教效能；及
- g) 了解和比較市場上各種電子評估平台的功能，並充分應用這些平台於不同科目的教學活動



課程詳情

第一節

1. 概述**評估及電子評估**
2. 討論不同 **小型電子評估** 工具（如Kahoot、Quizizz、Plickers, Socrative, Nearpod, Playposit, Schoology等）及其應用於電子評估的角色
3. 討論應用**社交電子學習平台** LMS（如Edmodo, Facebook）以促進電子評估
4. 討論 **HKEAA評核質素保證平台(Assessment Quality-assurance Platform, AQP)** 及其他電子評估平台
5. 課業討論

課程詳情

第二節

1. 課業討論及回饋
2. 討論應用學習管理系統 LMS 為不同學科的電子評估工具
介紹整合 **電子評估平台**（如Google Classroom、
Microsoft Office 365等）
3. 討論**香港教育城的STAR平台**、**網上試題學習平台 (OQB)**
及其他電子評估平台
4. 討論於學校實施電子評估的**教學考慮因素及行政安排**
5. 討論、問與答及課程總結

1. Discussion of Participants' Assignments



Discussion of Assignment

Briefing of the home assignment (Designing a plan for e-assessment)

- Participants have to complete the assignment before attending Session 2
- File name: CUHK_CLST_R2AA_EA (XXX)
- Email as Attachment

姓名	陳大文	評估類型	持續性評估 總結性評估
班別	小四	評估活動	EDMODO : 課堂前：同學四人一組，根據不同持份者角色作分工， 在 EDMODO 中建構不同持份者的論點論據 課堂中： KAHOOT! 互動探討，提出質詢，完堂前通過 KAHOOT! 作鞏固 課堂後：EDMODO 就不同持份者的論點論據作整合歸納， 在 EDMODO 中給建議有關當局如何優化策略
科目	常識科	評估工具	LMS Edmodo Kahoot !
教學活動	認識可持續發展的市區更新策略 探討如何在經濟發現與文化保育中作平衡 課堂前： 同學四人一組，根據不同持份者角色作分工 建構不同持份者的論點論據 課堂中： 課堂中作互動探討，提出質詢 課堂後： 就不同持份者的論點論據作整合歸納 給建議有關當局如何優化策略		



Discussion of Assignment

Briefing of the home assignment (Designing a plan for e-assessment)

- Participants have to complete the assignment before attending Session 2
- File name: CUHK_CLST_R2AA_EA (XXX) Email as Attachment

- 檢視習作：

<https://drive.google.com/drive/folders/1Avu65OA0bgFQmhiBCXQnKUnw6UXadlip?usp=sharing>



2. Introduction to Light-weight LMS and Their Roles on E-Assessment (LESSON 1)



2. Introduction to Light-weight LMS and Their Roles on E-Assessment

What is Light-weight LMS?

The LMS educational principles:

- Computer-based Assessment (CBA)
- Distributed Assessment
- In-class Formative Assessment case studies



2. Introduction to Light-weight LMS and Their Roles on E-Assessment

What is Light-weight LMS?

Introducing the **essential e-assessment component** and how these **platforms** connect with each of them:

	E-Assessment Component
Tests	Selection of items and creation of tests controls
Test Items	Introduction of each elementary building blocks
Test Takers	Setup and manage users Groups: Setup groups and permission
Deliveries	Setup and management
Results	Inspection and Interpretation
Processes	Setup and management

2. Introduction to Light-weight LMS and Their Roles on E-Assessment

Introduction and hands-on of Light-weight LMS:

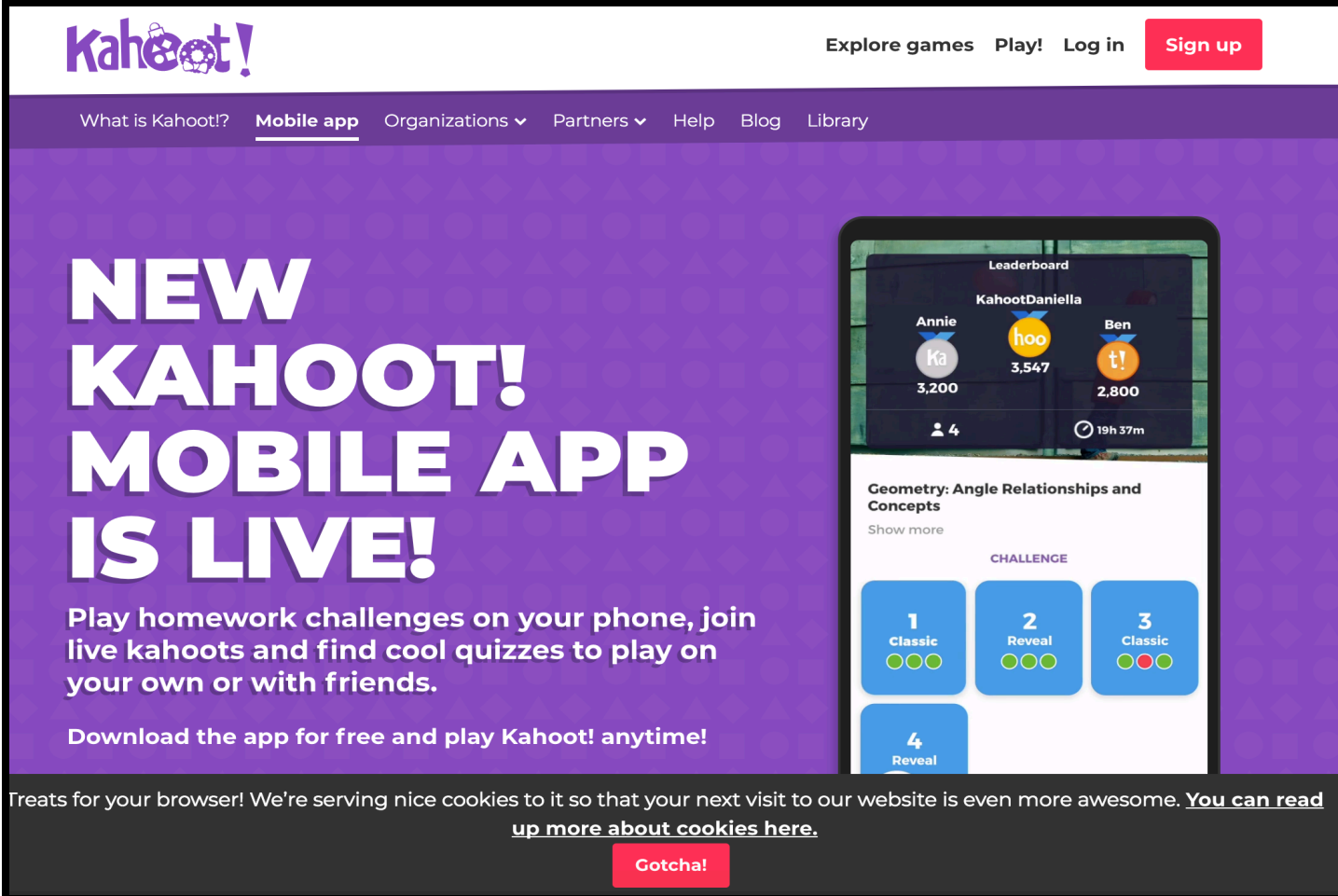
- Kahoot
- Quizizz
- Plickers



2. Introduction to Light-weight LMS and Their Roles on E-Assessment

Introduction and hands-on of Light-weight LMS:

Kahoot : <https://kahoot.com/mobile-app/>



The image shows the Kahoot! website's landing page for the mobile app. The page has a purple background with a pattern of small white dots. At the top, there is a navigation bar with the Kahoot! logo on the left and links for 'Explore games', 'Play!', 'Log in', and a red 'Sign up' button on the right. Below the navigation bar, there is a secondary navigation bar with links for 'What is Kahoot!?', 'Mobile app' (which is underlined), 'Organizations', 'Partners', 'Help', 'Blog', and 'Library'. The main content area features a large white text overlay that reads 'NEW KAHOOT! MOBILE APP IS LIVE!'. Below this, there is a paragraph of text: 'Play homework challenges on your phone, join live kahoots and find cool quizzes to play on your own or with friends.' and a button that says 'Download the app for free and play Kahoot! anytime!'. To the right of the text, there is a smartphone mockup displaying the Kahoot! app interface. The app screen shows a 'Leaderboard' with three players: Annie (3,200 points), KahootDaniella (3,547 points), and Ben (2,800 points). Below the leaderboard, there is a section titled 'Geometry: Angle Relationships and Concepts' with a 'Show more' link. Underneath, there is a 'CHALLENGE' section with four buttons: '1 Classic', '2 Reveal', '3 Classic', and '4 Reveal'. Each button has a progress indicator with three colored dots. At the bottom of the page, there is a dark grey footer with a cookie notice: 'Treats for your browser! We're serving nice cookies to it so that your next visit to our website is even more awesome. You can read up more about cookies here.' and a red 'Gotcha!' button.

Kahoot!

Explore games Play! Log in Sign up

What is Kahoot!? Mobile app Organizations Partners Help Blog Library

NEW KAHOOT! MOBILE APP IS LIVE!

Play homework challenges on your phone, join live kahoots and find cool quizzes to play on your own or with friends.

Download the app for free and play Kahoot! anytime!

Leaderboard

Player	Score
Annie	3,200
KahootDaniella	3,547
Ben	2,800

4 19h 37m

Geometry: Angle Relationships and Concepts
Show more

CHALLENGE

Challenge	Progress
1 Classic	3/3
2 Reveal	3/3
3 Classic	2/3
4 Reveal	1/1

Treats for your browser! We're serving nice cookies to it so that your next visit to our website is even more awesome. [You can read up more about cookies here.](#)

Gotcha!



2. Introduction to Light-weight LMS and Their Roles on E-Assessment

示例

<https://play.kahoot.it/#/k/f22b6d94-84bb-4fc1-ae30-95b0b9102e1d>

Description



wallaceman_地理名勝

地理名勝

🌐 Everyone

Game Creator



1

以下哪一個城市是不適合在十二月及一月進行戶外滑雪活動？

Time limit
20s ▼





2

(DSE2012)對從香港出發的旅客而言，以下哪一個城市是長途目的地？

Time limit
10s ▼





2. Introduction to Light-weight LMS and Their Roles on E-Assessment

Introduction and hands-on of Light-weight LMS:

Kahoot : <https://kahoot.com/mobile-app/>

I want to use Kahoot!

As a
Teacher

As a
Student

Socially

At
Work

Sign up



Sign up with Google

or



Sign up with email

By signing up you agree to our [terms](#), [privacy policy](#) & [children's privacy policy](#).

2. Introduction to Light-weight LMS and Their Roles on E-Assessment

Introduction and hands-on of Light-weight LMS:

Kahoot : <https://kahoot.com/mobile-app/>

Your account details

Add your school or university (optional)

THE CHINESE UNIVERSITY O

Pick a username (required)

wallaceman


Have you played Kahoot! before? (optional)

Yes

No

Join Kahoot!

By signing up you agree to our [terms](#), [privacy policy](#) & [children's privacy policy](#).



Create a new kahoot

A purple circle with a white question mark.

Quiz

Introduce, review and reward

A yellow circle with a white puzzle piece.

Jumble

Brand NEW game

A purple circle with a white speech bubble.

Discussion

Initiate and facilitate debate

A purple circle with a white bar chart.

Survey

Gather opinion and insight

2. Introduction to Light-weight LMS and Their Roles on E-Assessment

Introduction and hands-on of Light-weight LMS:

Kahoot : <https://kahoot.com/mobile-app/>

Title (required)

95

Description (required)

A #math #blindkahoot to introduce the basics of #algebra to #grade8

Visible to ?

Only me

Language

English

Audience (required)

Please select...

Credit resources ?

Intro video ?

<https://www.youtube.com/watch?v=xvNR4SRJu08>

Cover image ?

Add image

Upload image

or drag & drop image

2. Introduction to Light-weight LMS and Their Roles on E-Assessment

Introduction and hands-on of Light-weight LMS:

Kahoot : <https://kahoot.com/mobile-app/>


Title (required)

ITs DEMO

Description (required)

CUHK

Cover image ?



Remove

Replace

Visible to ?

Everyone

▼

Language

中文

▼

Audience (required)

University

▼

Credit resources ?

Intro video ?

<https://www.youtube.com/watch?v=xvNR4SRJu08>

2. Introduction to Light-weight LMS and Their Roles on E-Assessment

Introduction and hands-on of Light-weight LMS:

Kahoot : <https://kahoot.com/mobile-app/>

CloseK! Question 1Next

Question (required)

Time limit

20 sec

▼

Award points ?


YES


Media ?


Add image

Upload image

Add Video







or drag & drop image

Answer 1 (required)

✓

Answer 2 (required)

✓

Answer 3

✓

Answer 4

✓

Credit resources



2. Introduction to Light-weight LMS and Their Roles on E-Assessment

Introduction and hands-on of Light-weight LMS:

Kahoot : <https://kahoot.com/mobile-app/>

Description



kahoot 教學教師研習---標題

kahoot 教學

Only me

Game Creator

5x5=7	5X5是多少?	Time limit 30s	  
4+3=2	4+3=	Time limit 30s	  
3	常見的智慧型手機，會出現的介紹：5.5吋LCD，3g ram，32gROM，請問 3g ram是指？	Time limit 30s	  
4	《X`步自封	Time limit 30s	  

完成試題




2. Introduction to Light-weight LMS and Their Roles on E-Assessment

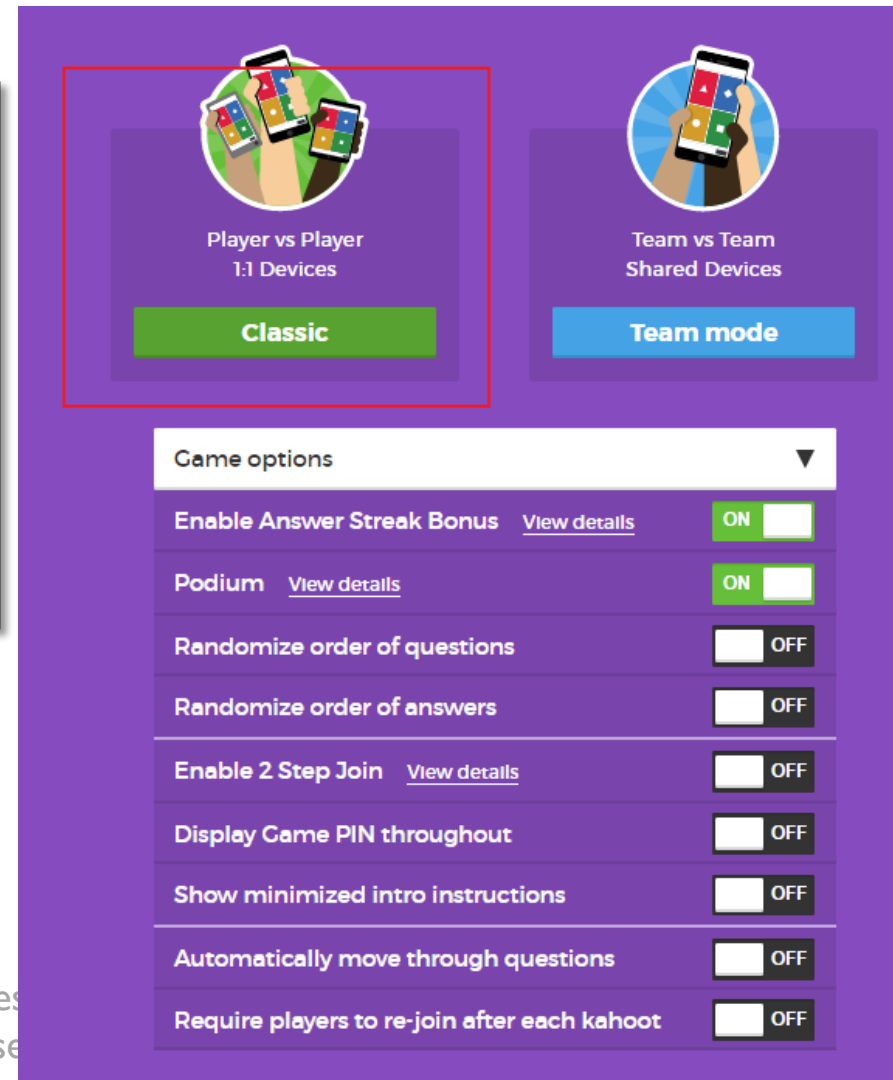
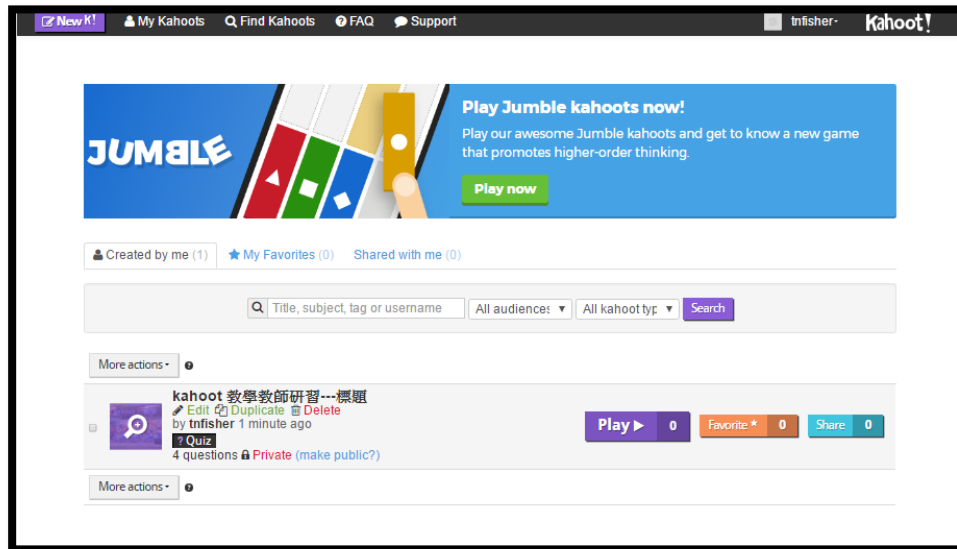
Introduction and hands-on of Light-weight LMS:

Kahoot : <https://kahoot.com/mobile-app/>

開始測驗



2. Introduction to Light-weight LMS and Their Roles on E-Assessment



2. Introduction to Light-weight LMS and Their Roles on E-Assessment

Introduction and hands-on of Light-weight LMS:

Kahoot : <https://kahoot.com/mobile-app/>

將game-pin碼輸入行動裝置

