

Points to Note

- (1) To efficiently handle a large number of applications, each login to the "POA e-Platform" is limited to 30 minutes. Please complete the application procedures within 30 minutes. If necessary, parents may use the "Save as draft" function and continue with the application concerned at the next login.
- (2) For parents with more than one child participating in the Central Allocation in the same year, having added the information of other applicant child(ren) in the "POA e-Platform", they may use their "iAM Smart+" in the same account to make school choices for Primary One Central Allocation of their children one by one and check allocation results. If the parent wishes to have his / her children allocated to the same school, he / she is advised to make identical choices on the "Choice of Schools Forms" for all his / her children. The computer programme will assign the same "Random Number" for all his / her children.
- (3) The deadline for submission of Central Allocation Applications through the "POA e-Platform" is 11:59pm on 25 January 2026 (Sunday) (based on system time). The network may be busy and congested on the dates / periods close to the online application deadline; and parents should reserve sufficient time to avoid delays in application.
- (4) Parents must have submitted applications for admission to primary one on or before 23 January 2026 (Friday). After vetting by Education Bureau, parents can then submit applications for making school choices for Central Allocation online. For parents who have submitted the applications for admission to primary one in paper form, they may refer to another Parent's Guide about POA e-Platform account activation if necessary.
- (5) Parents should not submit duplicate applications via POA e-Platform and in paper form for the same child.

Steps for Submitting CA Applications (Using "iAM Smart+")

1

- Login to "POA e-Platform" account (Homepage: <https://epoa.edb.gov.hk>) and click "Apply Now" under Primary One Admission Central Allocation Choice of Schools.

Computer Interface

Primary One Admission 2026 Central Allocation Choice of Schools



**Primary One Admission 2026 Central
Allocation**

Choice of Schools Form

Apply Now

- 2 • Check pre-filled applicant child's information and applicant's name in the system.

Computer Interface

Applicant Child's Information

POA Application No. 35001119

POA School Net No. 02

Name (in English) CHAN SIU MEI

Name (in Chinese) 陳小美

Sex ☐ Male ☒ Female

- 3 • If parents choose to receive results of Central Allocation via SMS message, please provide the mobile phone number.

Computer Interface

Applicant Information

Name of Parent/Guardian CHAN TAI MAN

Contact Tel. No.

- ☐ Apart from sending the results of Centre Allocation of the above applicant child by post, consent is given for the Education Bureau to inform me of the allocation results via SMS message. My mobile phone number which can receive SMS is provided in the box below.

Mobile Phone No. to receive SMS message

- 4
- Select schools based on different selection criteria (for example, according to POA school Net, religion, etc.) under Part (A) – “Unrestricted School Choices”.

Computer Interface

Primary One Admission 2026 – Central Allocation Choice of Schools Form

1 Personal Particulars 2 Unrestricted School Choices 3 Restricted School Choices 4 Confirmation

(A) Unrestricted School Choices

POA School Net No. 02

Please select below the School Choice of preference, or select “Not Applicable” if you do not want to select any schools in the choice.

FIRST Choice

Search

SECOND Choice

Search by School

THIRD Choice

Search by School

Input school's choice code, keywords of school name or click on the right side to search for your preferred schools in the choice of school list

Primary School List for POA 2026

POA School Net

Please Select

POA School Net and Area Look-up Table

School Session

Please Select

School Type

Please Select

Finance Type

Please Select

Religion

Please Select

School Name

Please Select

Search

Reset

ABC PRIMARY SCHOOL

甲乙丙小學

Session

WHOLE DAY

School Type

CO-EDUCATIONAL

Finance Type

AIDED

Religion

NOT APPLICABLE

School Net

02

Provisional Number of

25

Places for Central Allocation

Home Information Menu

Choice Code

0201

Add to Choice

Add this school as choice

- 5
- After the choice of schools, the system will display the school net and school address for parents' reference.

Computer Interface

Primary One Admission 2026 – Central Allocation Choice of Schools Form

1 Personal Particulars 2 Unrestricted School Choices 3 Restricted School Choices 4 Confirmation

(A) Unrestricted School Choices

POA School Net No. 02

Please select below the School Choice of ANY government or aided primary schools in order of preference, or select “Not Applicable” if you do not want to select any schools in the choice.

FIRST Choice

02 – 0201 – ABC PRIMARY SCHOOL

School Address : 1, ABC Road, Kowloon

☐ Not Applicable

SECOND Choice

02 – 0202 – HONG KONG PRIMARY SCHOOL

School Address : 1, Hong Kong Primary School Road, Kowloon

☐ Not Applicable

THIRD Choice

02 – 0203 – NEW TERRITORIES PRIMARY SCHOOL

School Address : 1, Primary School Road, Kowloon

☐ Not Applicable

6

- Under Part (B) – “Restricted School Choices”, the system will filter out schools of unmatched gender in advance and only provide schools in applicant child's own net for parents to choose from in Part (B). This is to avoid parents from selecting unmatched school choices.

Computer Interface

(B) Restricted School Choices

POA School Net No. 02

Please enter below the Choice Codes of school net of home address **Maximum 30 choices**

Order of Preference

1 Search by School Code or School Name

2 Search by School Code or School Name

3 Search by School Code or School Name

4 Search by School Code or School Name

5 Search by School Code or School Name

Change priority of the school choices by arrows up or down

Remove school choices by clicking this button

29 Search by School Code or School Name

30 Search by School Code or School Name

Next

[< Previous Step](#)
[Save as draft](#)
[Cancel Application](#)

Primary School List for POA 2026

POA School Net 02

POA School Net and Area Look-up Table

School Session Please Select

School Type Please Select

Finance Type Please Select

Religion Please Select

School Name

Search

Reset

Primary School List for POA 2026

[< Search Again](#)

8 Schools Found

ABC PRIMARY SCHOOL
甲乙丙小學

| | |
|---|----------------|
| Session | WHOLE DAY |
| School Type | CO-EDUCATIONAL |
| Finance Type | AIDED |
| Religion | NOT APPLICABLE |
| School Net | 02 |
| Provisional Number of Places for Central Allocation | 25 |

Choice Code 0201 **Add to Choice**

HONG KONG PRIMARY SCHOOL
香港小學

| | |
|---|----------------|
| Session | WHOLE DAY |
| School Type | CO-EDUCATIONAL |
| Finance Type | GOVERNMENT |
| Religion | NOT APPLICABLE |
| School Net | 02 |
| Provisional Number of Places for Central Allocation | 25 |

Choice Code 0202 **Add to Choice**

Add this school as choice

7

- The system will issue a prompt message if parents have unfilled school choices in Part (B).

Computer Interface i **Reminder** ×

There are still schools available in your school net yet to be selected. We suggest you to fill out all the school choices or as many as possible, that helps to allocate a suitable primary school to the student

Do you want to select more school choices?

Select More School Choices

Go to Next Step

- Please note: In the allocation process, the computer programme will consider the selected schools in the indicated order of preference. However, when vacancies in the selected schools are filled up, the applicant child may be allocated to a school on the 'Choice of Schools List' of his / her home net which has not been chosen.

8

- Check the information on school choices, read and agree to the relevant points to note and declaration, sign with “iAM Smart +” and submit the application.

Computer Interface

Primary One Admission 2026 - Central Allocation Choice of Schools Form

1 Personal Particulars 2 Unrestricted School Choices 3 Restricted School Choices 4 Confirmation

Applicant Child's Information

POA Application No. 35001119
POA School Net No. 02
Name (in English) CHAN SIU MEI
Name (in Chinese) 陳少美
Sex Female

Edit

Unrestricted School Choices

FIRST Choice 02 - 0201 - ABC PRIMARY SCHOOL
School Address : 1, ABC Road, Kowloon
SECOND Choice 02 - 0202 - HONG KONG PRIMARY SCHOOL
School Address : 1, Hong Kong Primary School Road, Kowloon
THIRD Choice 02 - 0203 - NEW TERRITORIES PRIMARY SCHOOL
School Address : 1, Primary School Road, Kowloon

Edit

Restricted School Choices (Schools in POA school net of home address)

Order of preference
1 0201 - ABC PRIMARY SCHOOL
2 0202 - HONG KONG PRIMARY SCHOOL
3 0203 - NEW TERRITORIES PRIMARY SCHOOL
4 0204 - LUI KEE PRIMARY SCHOOL
5 0205 - HAPPY PRIMARY SCHOOL
6 0207 - LOVE PRIMARY SCHOOL
7 0208 - HUMBLE PRIMARY SCHOOL
8 0210 - HONEST PRIMARY SCHOOL

Edit

Declaration

I declare that I have read the enclosed “Notes on How to Complete the Choice of Schools Form” and that I have made the above choices at my own will. I also understand that once a Primary One place is allocated to the above applicant child, he/she will not be eligible to participate in the Primary One Admission System again.

- ☒ I have read and acknowledged the [Points to Note](#) and [Personal Information Collection Statement](#).
- ☒ I confirm the correctness of all the above information provided for this POA application.

Signature of Parent / Guardian

Sign with iAM Smart

More Info >

Confirm and Submit

9

- Sign with “iAM Smart +”

Computer Interface

- Confirm to sign digitally with “iAM Smart”.
- If parents are going to sign digitally with the “iAM Smart” mobile app installed on the same mobile device, in order to complete the application procedures on this e-Platform after digital signing, they should click “Back to Homepage” button at the bottom of the “Document successfully signed” page, and click the “Confirm and Submit” button after digital signing.

Reminder

If you are going to sign digitally with the “iAM Smart” mobile app installed on the same mobile device, please note that in order to complete the application procedures on this e-Platform after digital signing, you should click the “Back to e-Services” button at the bottom of the “Document successfully signed” page.

If you are going to sign digitally with the “iAM Smart” mobile app installed on another mobile device, please note that in order to complete the application procedures, you should click the “Confirm and Submit” button after digital signing.

For successfully submitted applications, an acknowledge email will be issued, and parents could also view the relevant records on this e-Platform.

Confirm to sign digitally with “iAM Smart” now?

Yes No

X

Sign your application with “iAM Smart”

X

Service name : POA e-Platform

Document : Primary One Admission of Central Allocation Choice of School Form

Identification code : 4020

Please follow the steps below :

1. Open “iAM Smart” mobile app in your mobile device

2. Tap on “To Sign”

3. Make sure the identification code shown in “iAM Smart” is the same and tap on “Sign” to complete the digital signing

Smartphone Interface

- Open “iAM Smart” app, click “Confirm Signing” to sign digitally.

I confirm I have read and checked the information contained in the below document and agree to sign

- Organisation Name
EDB
- Service Name
POA e-Platform
- Document Name
Primary One Admission of Central Allocation Choice of School Form
- Identification Code
4020


Confirm Signing

Cancel

10

- Confirm and submit the application
 - The system indicates that parents have successfully signed the application. Parents have to click "Confirm and Submit" to successfully submit the application.
 - Lastly, the system will prompt parents that once the Choice of Schools Form is submitted, it cannot be retrieved or cancelled and no changes can be made. Please click the button to confirm.

Computer Interface


 Reminder

×

Digital signing successful. Please click "Confirm and Submit" button to complete the submission of application. If you wish to review the information provided in the application, please click "Cancel".

[Confirm and Submit](#)

[Cancel](#)

 Reminder

×

Once submitted, the Choice of Schools Form cannot be retrieved or cancelled and no change could be made to the order of school preference.

Are you sure you want to submit the application?

[Yes](#)

[No](#)

- After confirmation, the system will display a message notifying parents that the application has been submitted.

Computer Interface

epoa.edb.gov.hk says

Your application is submitted

[OK](#)

11

- Parents can view submission record and download the information on school choices if necessary.

Computer Interface

Primary One Admission 2026 Central Allocation Choice of Schools

| Application History | Status | Date Submitted |
|---|------------------|----------------|
| POA 2026 Central Allocation Choice of Schools | SUBMITTED | |



Submitted Successfully

Your application for Primary One Admission 2026 Central Allocation Choice of Schools is submitted.
Parents could check the allocation results through the ePOA from **10 a.m. on 03 June 2026**.

Submitted Record

Date Submitted

[Download](#)

Applicant Child's Information

| | |
|------------------------------------|--------------|
| POA Application No. | 35001119 |
| POA School Net No. of Home Address | 02 |
| Name in English | CHAN SIU MEI |
| Name in Chinese | 陳小美 |
| Sex | Female |

Unrestricted School Choices

| | |
|---------------|---|
| FIRST Choice | 02 - 0201 - ABC PRIMARY SCHOOL 甲乙丙小學 School Address : 1, ABC Road, Kowloon |
| SECOND Choice | 02 - 0202 - HONG KONG PRIMARY SCHOOL 香港小學 School Address : 1, Hong Kong Primary School Road, Kowloon |
| THIRD Choice | 02 - 0203 - NEW TERRITORIES PRIMARY SCHOOL 新界小學 School Address : 1, Primary School Road, Kowloon |

12

- Parents can check the application confirmation email in their personal email box.

Computer Interface

遞交小一入學選擇學校表格 / Submission of Choice of Schools Form of Primary One Admission

To Parent / Guardian:

The Choice of Schools Form of Primary One Admission of Applicant Child (POA Application Number: 35001119) is submitted via ePOA.

For enquiries, please contact the School Places Allocation Section of the EDB at 2832 7700 or 2832 7740.

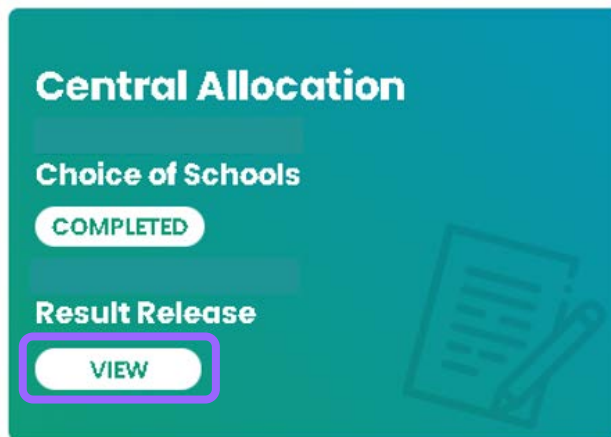
School Places Allocation Section, Education Bureau

(Please do not reply to this e-mail as it comes from an automated mailbox.)

Checking Central Allocation Results in POA e-Platform ("iAM Smart +" / "iAM Smart")

- 1 • Login to "POA e-Platform account". Choose "Result Release" under Central Allocation.

Computer Interface



- 2 • Check the Central Allocation result.

Computer Interface

Central Allocation Results

| | |
|--------------------------|--|
| Year of Allocation | 2026 |
| POA Application No. | 35001119 |
| Name of Student | CHAN SIU MEI |
| Sex | Female |
| Date of Birth | 20.10.2020 |
| Name of School Allocated | HONG KONG PRIMARY SCHOOL 香港小學 |
| School Address | 1, Hong Kong Primary School Road, Kowloon 九龍香港小學道一號 |
| Contact Tel. No. | |

Parent of applicant child who has been allocated to a school place in the Central Allocation Stage should register the child with the allocated school at its designated address within the specified period below during school hours. Parents who cannot register their child with the school within the specified period and time should notify the person in charge of registration of the school allocated to make alternative arrangements in advance; otherwise, they would be deemed to have given up the school place allocated.

Registration Date 3/6/2026 - 4/6/2026
Address for Registration 1, Hong Kong Primary School Road, Kowloon
九龍香港小學道一號

* The user interface of the relevant POA e-platform is for reference only.
(The interface may be subject to modification due to system development.)

Publishing Date: January 2026



Parents may refer to the "iAM Smart" website about the registration methods of "iAM Smart" / "iAM Smart +".

Link: <https://www.iamsmart.gov.hk/en/reg.html> or scan the QR code on the right.



"iAM Smart" Homepage
<https://www.iamsmart.gov.hk/en/>
or scan the QR code on the left

POA e-Platform Homepage
<https://epoa.edb.gov.hk>
or scan the QR code on the right

