

Points to Note

During the following application periods, parents may use the SSPA e-Platform (eSSPA) to submit the Application Form for Cross-Net Allocation (Cross-Net Form) to the Education Bureau (EDB) through their child's attending primary school.

- First Batch: 1 December 2023 to 5 January 2024

- Final Batch: 15 January 2024 to 4 March 2024

- 1) To submit a Cross-Net Form via eSSPA, parents should first register as eSSPA users and bind their account to "iAM Smart+".
- 2) If parents have submitted a paper Cross-Net Form to their child's attending primary school, they should not submit a duplicate application via the eSSPA, and vice versa.
- 3) For application submitted via the eSSPA, parents should upload copies of the relevant proof documents and may be required to present the original documentary proofs to the primary school for verification in accordance with the school-based needs.
- 4) Acceptable Hong Kong residential address proof documents by the Education Bureau (EDB) include stamped tenancy agreement, demand note for rates and/or government rent, tenancy agreement or tenant's rent card issued by the public housing authorities, residential telephone bill, and the bills from various utility companies, like Towngas, Hong Kong Electric Company Ltd., Water Supplies Department, etc. Other documents such as bank's statements, mobile phone bills, court summons and tax demand notes will not be accepted.
- 5) The name and address of the parent/guardian (i.e. the payee) must be printed on the Hong Kong residential address proof document.
- 6) If necessary, the EDB may contact the parents/guardians concerned direct to verify the authenticity of the supporting documents. The parents/guardians may also be required to make sworn declarations. During the verification process, if the parents/guardians fail to provide the necessary documents and/or refuse to make a sworn declaration, the Application for Cross-Net Allocation will not be approved. The students concerned will then participate in the central allocation in their original school net.
- 7) If parents wish to cancel any discretionary place application(s) they have submitted to the secondary school(s) before applying for Cross-Net Allocation, they must indicate it on the Cross-Net form and notify the secondary school(s) concerned in writing. A copy of the cancellation letter(s) should also be submitted with the Cross-Net Form to the attending primary school for onward transmission to the EDB for processing.



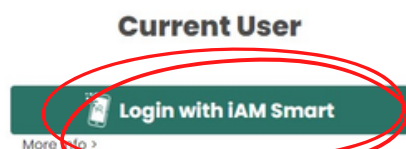
"iAM Smart" Homepage
www.iamsmart.gov.hk/en/
or scan the QR code on the left

SSPA e-Platform Homepage
<https://esspa.edb.gov.hk>
or scan the QR code on the right



Steps for submitting Application for Cross-Net Allocation

- 01** Log in eSSPA
(Please refer to "Parent's Guide (I) – Account Creation and Login Procedures" for details)



To ensure smooth operation of the SSPA e-Platform, each login is limited to 30 minutes.

The allocation results for SSPA 2022/2024 will be announced on 9 July 2024 (Tuesday). Parents could view allocation results on the SSPA e-Platform starting from 10:00 a.m. on the same day.

- 02** Under "Other Applications", select "Application for Cross-Net Allocation" to access the Cross-Net Form page.

9.4.2024 – 6.5.2024

Application for Central Allocation (CA)

9.7.2024 – 14.10.2024

SSPA Allocation Results

Other Applications **OPEN**
Application for Cross-Net Allocation

- 03** Then click "Apply Now".

eSSPA
SSPA e-Platform
Secondary School Places
Allocation (SSPA) 2022/2024

Student
SHEUNG CHUN PO
Student Reference No 80068629

21.2.2024 – 16.1.2024

Application for Discretionary Places (DP)

27.3.2024 – 14.10.2024

Notifications for Successful DP Applicants

Application for Cross-Net Allocation

If your child would like to change his/her school net, you may apply for cross-net allocation via his/her primary school by completing the application form below.

Please read the "Notes on How to Complete the Application Form" before completing the application form.

Application Period:

– 1st Batch: 01.December.2023 to 05.January.2024

– Final Batch: 15.January.2024 to 04.March.2024

APPLY NOW

- 04** Fill in parent/ guardian information, then click "Next".

Other Applications **OPEN**
Application for Cross-Net Allocation

Applicant Information

Name of Parent or Guardian (Applicant)

SHEUNG FINE LOT

Relationship

Please Select

Contact Tel. No.

Next

05

Fill in "Reason for applying Cross-Net Allocation", "Residential Address of Student when studying at S1" and "District applied for (Central Allocation)."

Student Reference No 80068629

2.1.2024 - 16.1.2024

Application for
Discretionary Places (DP)

27.3.2024 - 14.10.2024

Notifications for
Successful DP Applicants

9.4.2024 - 6.5.2024

Application for Central
Allocation (CA)

9.7.2024 - 14.10.2024

SSPA Allocation Results

Reason for applying cross-net allocation

Residential Address of Student when studying at S1

District applied for (Central Allocation) ⓘ

06

Choose whether to cancel the discretionary place application(s) that the student has submitted.

If you select "No"/ "Not Applicable", please proceed to Step 7.

If you select "Yes", please proceed to Step 6a.**

Application for Cross-
Net Allocation

Whether to cancel the discretionary place application(s) that the student has applied.

☐ Yes

☐ No

☐ Not Applicable

06a

**** If parents wish to cancel the discretionary place application(s) submitted earlier, please input/ select the School Name(s), and tick the discretionary place application(s) that you wish to cancel. Then upload a copy of the cancellation letter(s) for the discretionary place application(s) you submitted to the secondary school(s) concerned in Step 7.**

Please cancel the discretionary place application(s) that the student has made to the secondary school(s) before.

Cancellation letter(s) has/have been sent to relevant secondary school(s). I attach herewith copies of the cancellation letter(s) for your onward transmission to the Education Bureau for processing.

☒ 1st choice of School

999 - KOWLOON CITY DISTRICT- LUI KEE SECO... X

List of Schools
Participating in the
SSPA System
2022/2024 >

☐ 2nd choice of School

List of Schools
Participating in the
SSPA System
2022/2024 >



Please add "✓" under the school to which you have submitted the letter of cancellation of application for discretionary place.


07

Upload the supporting documents. Please note that the total file size limit for all Cross-net Application documents is 5MB. Only PDF and image files (GIF, BMP, PNG and JPEG) will be accepted. Then click "Next".

Upload Supporting Documents

Upload soft copy of any Hong Kong residential address proof, and other related documents (including discretionary place application cancellation letter(s), if any) for school's verification.

-  The total file size limit for all Cross-net Application documents is 5MB
-  Accept PDF and Image file (GIF, BMP, PNG and JPEG) only



Tips for Uploading Files

- If the uploaded file is too large, please consider reducing the image resolution or using software to compress the size of the photo or file.
- Parents should ensure the uploaded documents are correct and clear before submission. It ensures the primary school could review the relevant supporting documents.

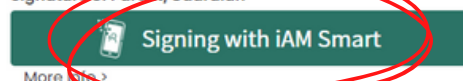
08

Please review the information on the Application Form for Cross-Net Allocation before submission. Tick "I have read and acknowledged the Notes on How to Complete the Application Form and Personal Information Collection Statement", then click "Signing with iAM Smart" to start digital signing.

Declaration

I now submit the application form with copies of relevant proof documents to the school for onward transmission to the Education Bureau for processing. To the best of my knowledge and belief, the information contained in this form is true and correct

Signature of Parent/Guardian



More Info >

☒ I have read and acknowledged the Notes on How to Complete the Application Form and Personal Information Collection Statement

09

Select "Yes" to sign digitally with "iAM Smart+".

The screenshot shows a web form for the SSPA e-Platform. A modal dialog titled "Reminder" is displayed in the center. The dialog contains the following text:

Reminder

If you are going to sign digitally with the "iAM Smart" mobile app installed on the same mobile device, please note that in order to complete the application procedures on this e-Platform after digital signing, you should click the "Back to e-Services" button at the bottom of the "Document successfully signed" page.

If you are going to sign digitally with the "iAM Smart" mobile app installed on another mobile device, please note that in order to complete the application procedures, you should click the "Confirm and Submit" button after digital signing.

For successfully submitted applications, an acknowledge email will be issued, and parents could also view the relevant records on this e-Platform.

Confirm to sign digitally with "iAM Smart+" now?

At the bottom of the dialog, there are two buttons: "Yes" (highlighted with a red circle) and "No".

The background form shows fields for "District applied for (Central Allocation)" (SHATIN DISTRICT), "Whether to cancel the discretionary place application(s) that the student has applied." (Not Applicable), "Uploaded Supporting Documents" (Address.jpg), "Declaration" (I now submit the application form with copies of relevant documents for onward transmission to the Education Bureau for processing. I believe the information contained in this form is true and correct.), "Signature of Parent/Guardian" (Signing with iAM Smart), and a checkbox "I have read and acknowledged the Notes on How to Use the e-Platform" (checked).

10

After signing digitally, please select "**Confirm and Submit**" to submit Cross-Net Form. However, if you wish to review the information provided in the application, please click "Cancel".

The screenshot shows the same web form as in step 9. A modal dialog titled "Reminder" is displayed in the center. The dialog contains the following text:

Reminder

Digital signing successful. Please click "Confirm and Submit" button to complete the submission of application. If you wish to review the information provided in the application, please click "Cancel".

At the bottom of the dialog, there are two buttons: "Confirm and Submit" (highlighted with a red circle) and "Cancel".

The background form shows the same fields as in step 9, including the "Declaration" and "Signature of Parent/Guardian" section.

11

After the Cross-Net Form has been successfully submitted, the following message will be displayed.

eSSPA

SSPA e-Platform
Secondary School Places
Allocation (SSPA) 2022/2024

Student
SHEUNG CHUN PO
Student Reference No 80068629

21.2.2024 - 16.1.2024

Application for
Discretionary Places (DP)

27.3.2024 - 14.10.2024

Notifications for
Successful DP Applicants

9.4.2024 - 6.5.2024

Application for Central
Allocation (CA)

9.7.2024 - 14.10.2024

SSPA Allocation Results



Submitted Successfully

Submission Time: DD.MM.YYY HH:MM:SS

Your application for cross-net allocation is submitted.

The application result will be informed by your child's primary school on the following schedule:

- 1st Batch: Late January to Early February 2024
- Final Batch: Early April 2024

Please contact your child's primary school if you do not receive any information regarding your Cross-Net Allocation application after the dates stated above.

[Back to Cross-Net Allocation main page >](#)

12

The application status should be "Submitted" if the application has been successfully submitted. If the application status is "Apply Now", it indicates that the application has **not yet been submitted**.

eSSPA

SSPA e-Platform
Secondary School Places
Allocation (SSPA) 2022/2024

Student
SHEUNG CHUN PO
Student Reference No 80068629

21.2.2024 - 16.1.2024

Application for
Discretionary Places (DP)

27.3.2024 - 14.10.2024

Notifications for
Successful DP Applicants

9.4.2024 - 6.5.2024

Application for Central
Allocation (CA)

Application for Cross-Net Allocation

Application History

Form Name	Status	Date Submitted
Application for Cross-Net Allocation	SUBMITTED	DD.MM.YYY HH:MM:SS

If your child would like to change his/her school net, you may apply for cross-net allocation via his/her primary school by completing the application form below.


Please read the "Notes on How to Complete the Application Form" before completing the application form.

Application Period:

- 1st Batch: 01.December.2023 to 05.January.2024
- Final Batch: 15.January .2024 to 04.March.2024

13

Parents may view/ print the submitted record of the application.



eSSPA
SSPA e-Platform
Secondary School Places
Allocation (SSPA) 2022/2024

Student
SHEUNG CHUN PO
Student Reference No 80068629

21.2.2024 - 16.1.2024
Application for
Discretionary Places (DP)

27.3.2024 - 14.10.2024
Notifications for
Successful DP Applicants

9.4.2024 - 6.5.2024
Application for Central
Allocation (CA)

9.7.2024 - 14.10.2024
SSPA Allocation Results

Other Applications OPEN

**Application for Cross-
Net Allocation**

Application for Cross-Net Allocation

Submitted Record

Date Submitted 17.10.2023 15:13:58

[Print](#)

To: Headmaster / Headmistress

Student Information

Student Reference No	80068629
Name of Student	SHEUNG CHUN PO
學生姓名	常進步
Sex	MALE
Primary School Attending	LUI KEE SCHOOL
Class	6A

Applicant Information

Name of Parent or Guardian (Applicant)	SHEUNG FINE LOT
Relationship	Mother
Contact Tel. No.	XXXXXXX

Cross-Net Information

Reason for applying cross-net allocation
XXXXXXX

Residential Address of Student when studying at S1
XXXXXXXXXXXXXXXXXX

District applied for (Central Allocation)
SHATIN DISTRICT

Whether to cancel the discretionary place application(s) that the student has applied.
Not Applicable

Upload Supporting Documents

[Address.jpg](#)

14

Parents will also receive an email from the eSSPA confirming that your application has been successfully submitted.

Dear SHEUNG FINE LOT

The Application for Cross-Net Allocation of the student SHEUNG CHUN PO is submitted via SSPA e-Platform.

For enquiries, please contact your child's attending primary school.

School Places Allocation Section, EDB

(This is an automated email, please do not reply.)