

# **Grant Schools**

# **Provident Fund**

---

---

**Annual Report**

**2019**

---

---

## **OTHER INFORMATION**

### **Funds Section Education Bureau**

Ms LAM Wing-hop, Sandy  
Senior Accounting Officer  
Room 1517, 15/F Wu Chung House  
213 Queen's Road East  
Wanchai  
Hong Kong

### **Secretary**

Ms CHENG Kit-yee, Ivy  
Education Officer  
School Administration Division  
Education Bureau  
5/F, East Wing, Central Government Offices  
2 Tim Mei Avenue  
Tamar  
Hong Kong

### **Treasurer**

Mr NG Wai-man, Raymond  
Assistant Director of Accounting Services  
The Treasury  
Room 2701, 27/F, Immigration Tower  
7 Gloucester Road  
Wanchai  
Hong Kong

### **Auditor**

Mr John CHU, JP  
Director of Audit  
26/F, Immigration Tower  
7 Gloucester Road  
Wanchai  
Hong Kong

<b>CONTENTS</b>	<b>PAGE</b>
Foreword	1
Board of Control	4
Investment Sub-committee	7
Chairman's Report	9
Treasurer's Report	11
Number of Contributors (2010 – 2019)	17
Dividend Declared and Investment Return (2010 – 2019)	18
Net Assets (2010 – 2019)	19
Spread of Net Assets	20
Report of the Director of Audit	21
Balance Sheet	24
Income and Expenditure Account	25
Reserve Fund	26
Statement of Changes in Net Assets Available for Benefits	27
Statement of Cash Flows	28
Notes to the Financial Statements	29



## FOREWORD

### *The Fund*

The Grant Schools Provident Fund (The Fund) is governed by the Grant Schools Provident Fund Rules made under section 85 of the Education Ordinance (Cap. 279). The Fund is a defined contribution retirement scheme established to provide for payments upon retirement, resignation, dismissal, termination of contract or death of contributors. Contributors refer to teachers in grant schools and also, with effect from 19 May 2000, teachers in Direct Subsidy Scheme (DSS) schools who contribute to the Fund.

### *Board of Control*

The complete administration and control of the Fund, subject to the Fund Rules, is vested in the Board of Control, the composition of which is as follows:

Chairman :                      nominated by the Grant Schools Council

Vice-chairman :              nominated by the Grant Schools Council  
out of the 8 additional members

Permanent Secretary for Education or his representative

Director of Accounting Services or his representative

Eight additional members :

- (a) 2 nominated jointly by contributors who are members of the staff of Roman Catholic boys schools in Hong Kong,
- (b) 2 nominated jointly by contributors who are members of the staff of Roman Catholic girls schools in Hong Kong,
- (c) 2 nominated jointly by contributors who are members of the staff of the Diocesan Boys' School, the Diocesan Girls' School, St. Paul's Co-educational College, St. Paul's College and St. Mark's School,
- (d) 1 nominated jointly by contributors who are members of the staff of Ying Wa College, Ying Wa Girls' School and the Methodist College, and
- (e) 1 nominated jointly by contributors who are members of the staff of St. Stephen's Girls' College and Heep Yunn School.

### *Meetings of the Board of Control*

The Board holds an annual general meeting to receive and consider the annual financial statements of the Fund and to declare the annual dividend for contributors. It also holds other meetings during the year as and when required. Five members form a quorum. All matters arising before any meeting of the Board are determined by a majority of the members present and voting thereon.

### *Contributions and donations*

Contributors' contributions and the matching donations from the Government and DSS schools are made monthly to the Fund according to the following scale as a percentage of a contributor's basic salary, including any approved allowance:

<u>No. of years of continuous contributory service</u>	<u>Teacher's contribution</u> %	<u>Donations from the Government and DSS schools</u> %
Less than 10	5	5
10 to less than 15	5	10
15 or more	5	15

### *Benefits*

Contributors are entitled to a lump sum payment when they cease to be contributors to the Fund. Subject to certain exceptions laid down in the Fund Rules, the amount of payment is determined as follows :

<u>Length of contributory service</u>	<u>Benefits</u>
10 years or more	All accumulated contributions and donations from the Government and DSS schools and dividends thereon.
5 years to less than 10 years	All accumulated contributions and dividends thereon and 10% of the donations from the Government and DSS schools and dividends thereon for each complete year of contributory service.
Less than 5 years	All accumulated contributions and dividends thereon.

### *Statement of provident fund account balance*

Each contributor is provided by the Treasurer of the Fund with a statement of provident fund account in September and March each year. These statements show the balance standing to the credit of each contributor's account at the previous 31 August and 28 February (or 29 February as appropriate) respectively. The March statement

incorporates the latest annual dividend declared by the Board for the year ended the previous 31 August. The supervisor of each school also maintains a provident fund account for each contributor in his school and these accounts are available for inspection by contributors.

### *Payments to outgoing contributors*

Except for the peak months of August and September, payments of benefits to the outgoing contributors are made by the Fund within 23 working days from the date of receipt of the outgoing contributor's application by the Permanent Secretary for Education or the effective date of ceasing to be a teacher, whichever is later. Payments are made by the Fund within 28 working days for the two peak months. Both pledges are subject to the condition that the withdrawal application is correctly completed by the outgoing contributor.

### *Investment Management*

The day-to-day management of the Fund is the responsibility of the Treasurer who is appointed by the Director of Accounting Services under rule 6(1) of the Grant Schools Provident Fund Rules. The investment functions are the responsibility of the Board of Control which formulates the investment strategies of the Fund within the investment framework approved by the Financial Secretary. All sum considered by the Board to be surplus to the normal cash requirements of the Fund may at the direction of the Board be invested by the Treasurer as well as external investment managers who are appointed by the Board with the approval of the Financial Secretary.

An Investment Sub-committee is formed by the Board and meets on a quarterly basis to:

- (a) review the investments made and to verify that they were made within the approved framework and strategy of the Fund,
- (b) interview investment managers regarding their performance and obtain their views on various financial markets, and
- (c) discuss and formulate investment strategies for recommendations to the Board of Control.

### *Accounts and audit*

Apart from other duties described in the Fund Rules, the Treasurer maintains proper accounts and records of all transactions of the Fund and prepares the annual financial statements for audit by the Director of Audit. The audited financial statements together with the auditor's report are placed before the Board at the annual general meeting.

## **GRANT SCHOOLS PROVIDENT FUND BOARD OF CONTROL**



### ***Back Row***

#### ***(From Left to Right)***

1. Ms LEE Kam-ha, Melaine
2. Mr WAI Wing-yin, Eric
3. Mr AU Man-hin
4. Mr TSO Yan-chung, Mikel
5. Ms WONG Pui-yi, Emily
6. Ms CHENG Kit-yee, Ivy

### ***Front Row***

#### ***(From Left to Right)***

1. Mr TONG Wun-sing
2. Mr CHENG Kwun-kit, Allan
3. Mr WONG Shing-hei, Charlix, JP
4. Mr NG Wai-man, Raymond (Treasurer)

### ***Not in the picture***

1. Ms LAM Yuen-fan, Fanny
2. Mr LEUNG Wai-kit, Ricky



**GRANT SCHOOLS PROVIDENT FUND  
BOARD OF CONTROL**

**1.9.2018– 31.8.2019**

***Chairman***

Dr SO Ying-lun

Wah Yan College, Hong Kong

***Vice-Chairman***

Mr CHENG Kwun-kit, Allan

Ying Wa College

***Members***

Mr AU Man-hin

Diocesan Girls' School

Ms LAM Yuen-fan, Fanny

Heep Yunn School

Ms LEE Kam-ha, Melaine

Maryknoll Convent School

Mr LEUNG Wai-kit, Ricky

St. Mark's School

Mr TONG Wun-sing

La Salle College

Mr TSO Yan-chung, Mikel

St. Mary's Canossian College

Mr WAI Wing-yin, Eric

Wah Yan College, Kowloon

Ms HON Hin-yan

Representative of Permanent Secretary for  
Education and Secretary to the Board

Mr WONG Shing-hei, Charlix, JP

Director of Accounting Services

## **GRANT SCHOOLS PROVIDENT FUND BOARD OF CONTROL**

**From 1.9.2019**

### ***Chairman***

Mr CHENG Kwun-kit, Allan

Ying Wa College

### ***Vice-Chairman***

Mr TONG Wun-sing

La Salle College

### ***Members***

Mr AU Man-hin

Diocesan Girls' School

Ms LAM Yuen-fan, Fanny

Heep Yunn School

Ms LEE Kam-ha, Melaine

Maryknoll Convent School

Mr LEUNG Wai-kit, Ricky

St. Mark's School

Mr TSO Yan-chung, Mikel

St. Mary's Canossian College

Mr WAI Wing-yin, Eric

Wah Yan College, Kowloon

Ms WONG Pui-yi, Emily

Methodist College

Ms HON Hin-yan  
(Up to 1.9.2019)

Representative of Permanent Secretary for  
Education and Secretary to the Board

Ms CHENG Kit-yee, Ivy  
(From 2.9.2019)

Representative of Permanent Secretary for  
Education and Secretary to the Board

Mr WONG Shing-hei, Charlix, JP

Director of Accounting Services

**GRANT SCHOOLS PROVIDENT FUND  
INVESTMENT SUB-COMMITTEE**

**1.9.2018 – 31.8.2019**

***Chairman***

Dr SO Ying-lun

Wah Yan College, Hong Kong

***Members***

Mr CHENG Kwun-kit, Allan

Ying Wa College

Mr LEUNG Wai-kit, Ricky

St. Mark's School

Mr WAI Wing-yin, Eric

Wah Yan College, Kowloon

Mr WONG Shing-hei, Charlix, JP

Director of Accounting Services

***Treasurer***

Ms LEUNG Yin-fun, Fanny  
(Up to 29.3.2019)

Assistant Director of Accounting Services

Mr YIM Kwok-ho, Laurence  
(From 30.3.2019 to 22.4.2019)

Acting Assistant Director of Accounting Services

Mr NG Wai-man, Raymond  
(From 23.4.2019)

Assistant Director of Accounting Services

***Secretary***

Ms TSE Yuk-lin, Cathy

Treasury Accountant

**GRANT SCHOOLS PROVIDENT FUND  
INVESTMENT SUB-COMMITTEE**

**From 1.9.2019**

***Chairman***

Mr CHENG Kwun-kit, Allan	Ying Wa College
--------------------------	-----------------

***Members***

Mr TONG Wun-sing	La Salle College
Mr TSO Yan-chung, Mikel	St. Mary's Canossian College
Ms WONG Pui-yi, Emily	Methodist College
Mr WONG Shing-hei, Charlix, JP	Director of Accounting Services

***Treasurer***

Mr NG Wai-man, Raymond	Assistant Director of Accounting Services
------------------------	---

***Secretary***

Ms TSE Yuk-lin, Cathy (Up to 28.11.2019)	Treasury Accountant
Mr WONG Wilson Chun-ming (From 29.11.2019)	Treasury Accountant

## CHAIRMAN'S REPORT

*(Amounts expressed in millions of Hong Kong dollars, unless otherwise stated.)*

### *Dividend*

I am pleased to report that at the annual general meeting held on 17 January 2020, the Board of Control (BoC) declared a guaranteed dividend of 5% for contributors for the year ended 31 August 2019.

### *Contributors' Account*

During the year, 67 new contributors joined the Fund and 66 withdrew from it. These figures include 33 transfers in from and 10 transfers out to the Subsidized Schools Provident Fund. The total number of contributors increased by 1 or 0.09% to 1,170. The balance of the contributors' account increased by HK\$136.4 million or 4.41% to HK\$3,226.6 million. The service profile of contributors who withdrew from the Fund during the year was as follows:

	<u>2019</u>	<u>2018</u>
Below 10 years	25%	26%
10 to 15 years	8%	10%
Above 15 years	67%	64%

### *Net Assets and Management Cost*

As at 31 August 2019, the net assets of the Fund amounted to HK\$3,836.7 million. The cost of managing the Fund by way of supervision fee paid to Government, fees of investment managers, fees of custodians, investment transaction costs and other operating expenses was HK\$11.0 million – equivalent to 0.29% of the Fund's net assets.

### *Major Activities of the Board of Control*

At the annual general meeting held on 16 January 2019, the BoC adopted the annual statement of accounts of the Fund and declared a dividend of 5% for the year ended 31 August 2018.

The BoC also approved the following matters during the year ended 31 August 2019:

- (a) the Fund's investment plan for the year;
- (b) the Fund's supervision fee budget for the year; and
- (c) setting up of a new low volatility overseas equities investment sub-class.

### *Vote of Thanks*

Dr SO Ying-lun ceased to be a member of the BoC at the end of the year. On behalf of the BoC, I thank him for his invaluable contributions to the work of the BoC in the past year.

### *Financial Highlights for the year ended 31 August 2019*

		<u>2019</u>	<u>2018</u>	<u>Changes</u>
Contributors' Account	(a)	3,226.6	3,090.2	+4.41%
Net Assets	(b)	3,836.7	3,787.8	+1.29%
Management Cost (as a percentage of net assets)		11.0 (0.29%)	9.1 (0.24%)	
Reserve Level at year end (%)				
— before the year's dividend				
[(b)-(a)]/(a) above		18.91	22.57	
— after the year's dividend		13.25	16.74	
Investment Return for the year (%)		1.79	5.52	
Total Dividend Declared (%)		5.00	5.00	
Number of Contributors		1,170	1,169	+0.09%

### *Performance Indicator*

	<u>2019</u>	<u>2018</u>
Proportion of cases of withdrawal paid within 23 working days for October to July or 28 working days for peak months of August and September	100.00%	100.00%

CHENG Kwun-kit, Allan  
*Chairman*  
*Board of Control*  
*Grant Schools Provident Fund*

17 January 2020

## **GRANT SCHOOLS PROVIDENT FUND**

### **TREASURER'S REPORT FOR THE YEAR ENDED 31 AUGUST 2019**

*(Amounts expressed in millions of Hong Kong dollars, unless otherwise stated.)*

#### **1. FINANCIAL STATEMENTS**

The financial statements of the Fund have been drawn up in accordance with accounting treatments stipulated in the Fund Rules and accounting principles generally accepted in Hong Kong.

#### **2. FINANCIAL RESULTS**

##### **(i) Overall Surplus**

The Fund recorded an overall surplus of HK\$66.6 million for the year as follows:

Operating surplus	82.8
Net realised and revaluation losses	<u>(16.2)</u>
Overall surplus	<u>66.6</u>

##### **(ii) Investment Return**

The overall surplus represented an investment return of 1.79% (2018: overall surplus of 5.52%) of the Fund for the year.

##### **(iii) Asset Cover/Reserve Level - Before the year's dividend**

The financial strength of a defined-contribution scheme is measured in terms of its asset cover (or reserve level), i.e. the adequacy of its assets to meet the benefits payable to scheme members.

The Fund's net assets covered its liability (represented by the year-end balance of the contributors' account before provision for the year's dividend) by 1.19 times, providing a reserve level of 18.91% as follows:

Net Assets	(a)	3,836.7
Less: Contributors' Account (before the year's dividend)	(b)	<u>3,226.6</u>
Reserve	(c)	<u>610.1</u>
Asset Cover	(a)/(b)	1.19 times (2018 : 1.23 times)
Reserve Level	(c)/(b)	18.91% (2018 : 22.57%)

### 3. DIVIDEND CALCULATION FOR THE YEAR

The Board has agreed to determine each year's annual dividend on the basis of the level of reserve held by the Fund at year end and the investment return actually achieved on the Fund's assets during the year by way of a dividend formula.

The dividend formula comprises two components:

$$\langle \text{----- (a) -----} \rangle \quad \langle \text{----- (b) -----} \rangle$$

$$(\text{Reserve Level} - 40\%) \div (1 + 40\%) + (\text{Fund Return} \times \text{Adjusted Reserve Level})$$

where Reserve Level refers to Pre-dividend Reserve Level and the total dividend is subject to a minimum of 5%.

- (a) - provides for releasing the excess over the target Pre-dividend Reserve Level of 40%. This component will be zero if the Reserve Level is 40% or less.
- (b) - provides for releasing a portion of investment return based on the Reserve Level. If the Reserve Level is 40% or less, then the Adjusted Reserve Level is simply the Reserve Level. If the Reserve Level is above 40%, then the Adjusted Reserve Level is 40%.

The dividend formula comes up with a dividend rate of 0.34%. Since the calculated annual dividend is below 5%, the dividend for this year shall be the guaranteed 5%. The dividend calculation has been audited by the Director of Audit.



4. **DECLARATION OF THE GUARANTEED DIVIDEND AND TRANSFER FROM THE RESERVE FUND**

I recommend that the Board:

- (a) transfer a sum of HK\$78.5 million from the Reserve Fund to the Income and Expenditure Account in accordance with rule 11(3) of the Grant Schools Provident Fund Rules, and
- (b) declare a guaranteed dividend of HK\$161.3 million out of the Income and Expenditure Account which will be distributed as follows:
  - (i) a credit of 5% in respect of each contributor's account which is open for the entire financial year commencing 1 September 2018 as the guaranteed dividend in accordance with rule 12(1), and
  - (ii) a credit of pro rata dividend in respect of each contributor's account which is not open for the entire financial year commencing 1 September 2018 in accordance with rule 14.

The above appropriations have been incorporated in the financial statements.

## 5. ASSET COVER / RESERVE LEVEL - After the year's dividend

After provision for the total dividend of 5% for the year, the asset cover of the Fund stood at 1.13 times and the level of reserve at 13.25% as follows:

Net Assets	(a)	3,836.7	
Less: Contributors' Account (after the year's dividend):			
Contributors' Account		3,226.6	
Provision for the year's dividend		161.3	
	(b)	<u>3,387.9</u>	
Reserve	(c)	<u>448.8</u>	
Asset Cover	(a)/(b)	1.13 times	(2018 : 1.17 times)
Reserve Level	(c)/(b)	13.25%	(2018 : 16.74%)

## 6. INVESTMENT OBJECTIVE AND CRITERIA

The Fund's investment objective is to maximise the recurrent and capital returns on the Fund assets and at the same time observe the principle of prudence.

The Fund is governed by an investment framework approved by the Financial Secretary. The framework sets down broad limits for various classes of investment and defines the quality or credit rating of individual types of securities permitted for investment. All investment decisions of the Fund are made within this framework.

## 7. INVESTMENT RESPONSIBILITIES

Each year the Board of Control approves an annual investment plan consistent with the Fund's investment objective. The investment performance of the Fund is then monitored through the Investment Sub-committee which meets on a quarterly basis to review investment reports prepared by the Treasurer and to interview the Fund's external investment managers.

Investment of funds is the responsibilities of the Treasurer and the Fund's external investment managers. The Treasurer has the additional responsibility of providing investment guidelines to the investment managers and, with the assistance of the custodians, ensuring that their activities are in compliance with these guidelines.

## 8. INVESTMENTS

As at 31 August 2019, the Fund's investment portfolios amounted to HK\$3,811.9 million of which HK\$3,013.7 million or 79.06% was placed under the management of external investment managers. The distribution of the investments in proportion terms was as follows:

<u>Investments</u>	<u>Managed by Treasurer</u>	<u>Managed by Investment Managers</u>	<u>Overall</u>
	%	%	%
Equity securities listed in Hong Kong	—	16.35	<b>16.35</b>
Debt securities denominated in Hong Kong dollar	0.45	10.43	<b>10.88</b>
Hong Kong dollar fixed deposits	13.24	—	<b>13.24</b>
Equity securities listed outside Hong Kong	—	34.46	<b>34.46</b>
Debt securities denominated in currencies other than Hong Kong dollar	2.05	17.30	<b>19.35</b>
Fixed deposits denominated in currencies other than Hong Kong dollar	5.20	—	<b>5.20</b>
Call deposits and balances with custodians denominated in currencies other than Hong Kong dollar	—	0.53	<b>0.53</b>
Derivative financial instruments			
- assets	—	0.06	<b>0.06</b>
- liabilities	—	(0.07)	<b>(0.07)</b>
	<u>20.94</u>	<u>79.06</u>	<u><b>100.00</b></u>

The Fund's external investment managers were as follows:

First State Investments (Hong Kong) Limited  
Schroder Investment Management (Hong Kong) Limited  
State Street Global Advisors Asia Limited  
Wellington Management Company LLP

The ten single largest securities holdings in the Fund's investment portfolios were:

Equities

Tencent Holdings Limited	68.0
HSBC Holdings Plc	53.6
AIA Group Limited	53.0
China Construction Bank Corporation Limited	32.4
Microsoft Corporation	23.9

Debt Securities

Industrial and Commercial Bank of China Limited	2.905%	13/11/2020	46.8
United States Treasury	2.375%	15/08/2024	39.7
United States Treasury	2.125%	30/06/2022	32.3
Bank of China Limited	2.375%	14/02/2020	31.3
Government of the Hong Kong Special Administrative Region	1.100%	17/01/2023	25.7

## 9. AUDITED FINANCIAL STATEMENTS


The financial statements of the Fund for the year ended 31 August 2019 have been audited by the Director of Audit. The audited financial statements together with the auditor's report will be placed before the Board at the annual general meeting to be held on 17 January 2020.

NG Wai-man, Raymond  
*Treasurer*  
*Grant Schools Provident Fund*

13 January 2020

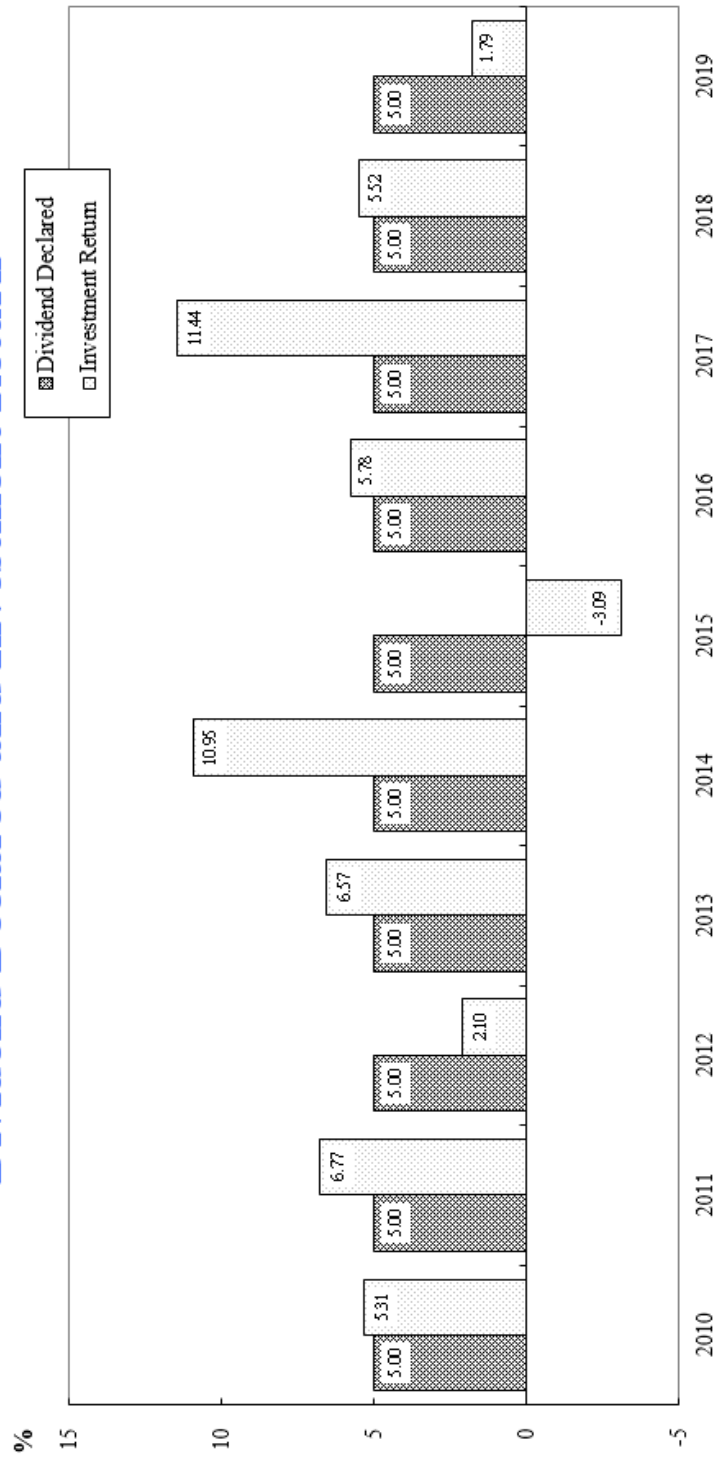
## GRANT SCHOOLS PROVIDENT FUND

### Number of Contributors as at 31 August 2010 to 2019



# GRANT SCHOOLS PROVIDENT FUND

## Dividend Declared and Investment Return




Year Ended 31 August

NOTE: Dividend declared is the dividend by way of a percentage of the account of each contributor as at 31 August of the relevant year as declared by the Board of Control. (With effect from 1998, pro rata dividend will be credited to each contributor's account which is not open for the entire financial year.)

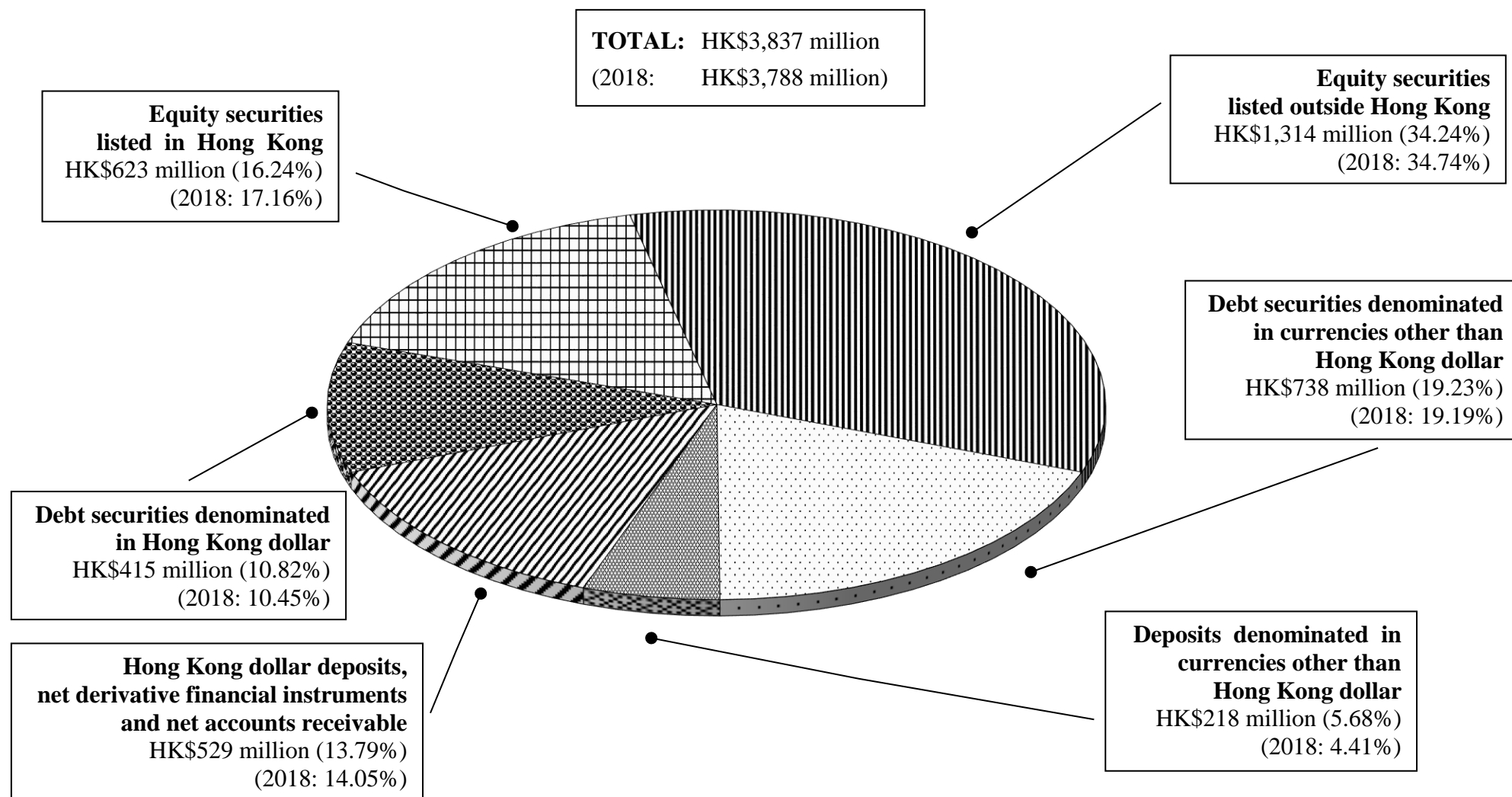
## GRANT SCHOOLS PROVIDENT FUND

### Net Assets as at 31 August 2010 to 2019



# GRANT SCHOOLS PROVIDENT FUND

## Spread of Net Assets as at 31 August 2019





## ***Report of the Director of Audit***



**Audit Commission**

The Government of the Hong Kong Special Administrative Region

### **Independent Auditor's Report To the Board of Control, Grant Schools Provident Fund**

#### ***Opinion***

I certify that I have audited the financial statements of the Grant Schools Provident Fund set out on pages 24 to 50, which comprise the balance sheet as at 31 August 2019, and the income and expenditure account, reserve fund, statement of changes in net assets available for benefits and statement of cash flows for the year then ended, and notes to the financial statements, including a summary of significant accounting policies.

In my opinion, the financial statements of the Grant Schools Provident Fund are prepared, in all material respects, in accordance with rule 15(1) of the Grant Schools Provident Fund Rules made under section 85 of the Education Ordinance (Cap. 279) and the accounting policies set out in note 2 to the financial statements.

#### ***Basis for opinion***

I conducted my audit in accordance with rule 15(2) of the Grant Schools Provident Fund Rules and the Audit Commission auditing standards. My responsibilities under those standards are further described in the *Auditor's responsibilities for the audit of the financial statements* section of my report. I am independent of the Grant Schools Provident Fund in accordance with those standards, and I have fulfilled my other ethical responsibilities in accordance with those standards. I believe that the audit evidence I have obtained is sufficient and appropriate to provide a basis for my opinion.

### ***Responsibilities of the Treasurer, Grant Schools Provident Fund for the financial statements***

The Treasurer, Grant Schools Provident Fund is responsible for the preparation of the financial statements in accordance with rule 15(1) of the Grant Schools Provident Fund Rules and the accounting policies set out in note 2 to the financial statements, and for such internal control as the Treasurer, Grant Schools Provident Fund determines is necessary to enable the preparation of financial statements that are free from material misstatement, whether due to fraud or error.

In preparing the financial statements, the Treasurer, Grant Schools Provident Fund is responsible for assessing in conjunction with the Board of Control, Grant Schools Provident Fund the ability of the Grant Schools Provident Fund to continue as a going concern, disclosing, as applicable, matters related to going concern and using the going concern basis of accounting.

### ***Auditor's responsibilities for the audit of the financial statements***

My objectives are to obtain reasonable assurance about whether the financial statements as a whole are free from material misstatement, whether due to fraud or error, and to issue an auditor's report that includes my opinion. Reasonable assurance is a high level of assurance, but is not a guarantee that an audit conducted in accordance with the Audit Commission auditing standards will always detect a material misstatement when it exists. Misstatements can arise from fraud or error and are considered material if, individually or in the aggregate, they could reasonably be expected to influence the economic decisions of users taken on the basis of these financial statements.

As part of an audit in accordance with the Audit Commission auditing standards, I exercise professional judgment and maintain professional skepticism throughout the audit. I also:

- identify and assess the risks of material misstatement of the financial statements, whether due to fraud or error, design and perform audit procedures responsive to those risks, and obtain audit evidence that is sufficient and appropriate to provide a basis for my opinion. The risk of not detecting a material misstatement resulting from fraud is higher than for one resulting from error, as fraud may involve collusion, forgery, intentional omissions, misrepresentations, or the override of internal control;
- obtain an understanding of internal control relevant to the audit in order to design audit procedures that are appropriate in the circumstances, but not for the purpose of expressing an opinion on the effectiveness of the Grant Schools Provident Fund's internal control;
- evaluate the appropriateness of accounting policies used and the reasonableness of accounting estimates and related disclosures made by the Treasurer, Grant Schools Provident Fund; and

- conclude on the appropriateness of the Treasurer, Grant Schools Provident Fund's use of the going concern basis of accounting and, based on the audit evidence obtained, whether a material uncertainty exists related to events or conditions that may cast significant doubt on the Grant Schools Provident Fund's ability to continue as a going concern. If I conclude that a material uncertainty exists, I am required to draw attention in my auditor's report to the related disclosures in the financial statements or, if such disclosures are inadequate, to modify my opinion. My conclusions are based on the audit evidence obtained up to the date of my auditor's report. However, future events or conditions may cause the Grant Schools Provident Fund to cease to continue as a going concern.

John Chu  
Director of Audit

13 January 2020

Audit Commission  
26th Floor  
Immigration Tower  
7 Gloucester Road  
Wanchai, Hong Kong

# GRANT SCHOOLS PROVIDENT FUND

## BALANCE SHEET

AS AT 31 AUGUST 2019

(Expressed in thousands of Hong Kong dollars)

	Note	2019	2018
<b>ASSETS</b>			
Cash at banks		<b>12,528</b>	9,226
Investments:			
Deposits with banks and other financial institutions	3	<b>722,977</b>	670,978
Securities	4	<b>3,089,245</b>	3,088,768
Derivative financial instruments	5	<b>2,321</b>	2,219
Receivables and other assets	6	<b>22,158</b>	37,122
<b>LIABILITIES</b>			
Derivative financial instruments	5	<b>(2,660)</b>	(909)
Payables and other liabilities	7	<b>(9,873)</b>	(19,641)
<b>NET ASSETS AVAILABLE FOR BENEFITS</b>		<b><u>3,836,696</u></b>	<b><u>3,787,763</u></b>
Representing:			
Contributors' account	8	<b>3,226,580</b>	3,090,189
Reserve fund	9	<b>448,811</b>	543,090
Provision for guaranteed dividend	10	<b><u>161,305</u></b>	<u>154,484</u>
		<b><u>3,836,696</u></b>	<b><u>3,787,763</u></b>

The notes on pages 29 to 50 form part of these financial statements.

NG Wai-man, Raymond  
*Treasurer*

CHENG Kwun-kit, Allan  
*Chairman*  
*Board of Control*

*Grant Schools Provident Fund*

13 January 2020

**GRANT SCHOOLS PROVIDENT FUND**  
**INCOME AND EXPENDITURE ACCOUNT**  
**FOR THE YEAR ENDED 31 AUGUST 2019**

*(Expressed in thousands of Hong Kong dollars)*

	Note	2019	2018
<b>INCOME</b>			
Interest income	11	<b>42,511</b>	34,178
Dividend income	12	<b>51,228</b>	50,352
Other income	13	<b>6</b>	25
		<b>93,745</b>	<b>84,555</b>
<b>EXPENDITURE</b>			
Supervision fee	14	<b>(1,264)</b>	(1,216)
Fees for investment managers		<b>(4,319)</b>	(4,431)
Fees for custodians		<b>(3,132)</b>	(2,319)
Investment transaction costs		<b>(752)</b>	(786)
Other operating expenses		<b>(1,493)</b>	(333)
		<b>(10,960)</b>	<b>(9,085)</b>
<b>OPERATING SURPLUS FOR THE YEAR</b>		<b>82,785</b>	<b>75,470</b>
<b>PROPOSED APPROPRIATION FROM</b>			
RESERVE FUND	16	<b>78,520</b>	79,014
<b>PROVISION FOR GUARANTEED DIVIDEND</b>	10	<b>(161,305)</b>	<b>(154,484)</b>
<b>BALANCE AT THE END OF THE YEAR</b>		<b>—</b>	<b>—</b>

The notes on pages 29 to 50 form part of these financial statements.

**GRANT SCHOOLS PROVIDENT FUND**  
**RESERVE FUND**  
**FOR THE YEAR ENDED 31 AUGUST 2019**

*(Expressed in thousands of Hong Kong dollars)*

	Note	2019	2018
Donations and dividends transferred from contributors' account	15	417	814
Net realised and revaluation (losses)/gains on:			
— securities		(24,020)	114,825
— derivative financial instruments		7,504	4,418
— cash and deposits with banks and other financial institutions		335	1,261
		(16,181)	120,504
Proposed appropriation to income and expenditure account	16	(78,520)	(79,014)
Dividends over/(under)-provided in previous year		5	(19)
		(94,279)	42,285
Balance brought forward from previous year		543,090	500,805
<b>BALANCE CARRIED FORWARD</b>		<b>448,811</b>	<b>543,090</b>

The notes on pages 29 to 50 form part of these financial statements.

**GRANT SCHOOLS PROVIDENT FUND**  
**STATEMENT OF CHANGES IN NET ASSETS AVAILABLE FOR BENEFITS**  
**FOR THE YEAR ENDED 31 AUGUST 2019**  
*(Expressed in thousands of Hong Kong dollars)*

	Note	2019	2018
OPERATING SURPLUS FOR THE YEAR		<b>82,785</b>	75,470
Net realised and revaluation (losses)/gains		<b>(16,181)</b>	120,504
Contributions from contributors	8	<b>46,507</b>	46,031
Donations from the Government and			
Direct Subsidy Scheme schools	8	<b>116,796</b>	116,253
Net transfers from/(to)			
Subsidized Schools Provident Fund	8	<b>3,865</b>	(8,718)
Withdrawals by ex-contributors	8	<b>(184,839)</b>	(183,425)
CHANGES IN NET ASSETS AVAILABLE FOR BENEFITS		<b>48,933</b>	166,115
NET ASSETS AVAILABLE FOR BENEFITS AT THE BEGINNING OF THE YEAR		<u><b>3,787,763</b></u>	<u>3,621,648</u>
NET ASSETS AVAILABLE FOR BENEFITS AT THE END OF THE YEAR		<u><b>3,836,696</b></u>	<u>3,787,763</u>

The notes on pages 29 to 50 form part of these financial statements.

**GRANT SCHOOLS PROVIDENT FUND**  
**STATEMENT OF CASH FLOWS**  
**FOR THE YEAR ENDED 31 AUGUST 2019**

*(Expressed in thousands of Hong Kong dollars)*

	Note	2019	2018
Cash flows from operating activities			
Operating surplus for the year		<b>82,785</b>	75,470
Interest income	11	<b>(42,511)</b>	(34,178)
Dividend income	12	<b>(51,228)</b>	(50,352)
Net realised and revaluation (losses)/gains		<b>(16,181)</b>	120,504
Increase in investments in securities		<b>(477)</b>	(108,068)
Increase in investments in fixed deposits			
with original maturities beyond three months		<b>(45,550)</b>	(116,547)
Change in derivative financial instruments		<b>1,649</b>	(1,565)
Decrease/(Increase) in receivables and other assets		<b>17,795</b>	(13,365)
(Decrease)/Increase in payables and other liabilities		<b>(9,994)</b>	3,642
Elimination of foreign exchange differences in			
revaluation of cash and cash equivalents		<b>147</b>	28
Interest received		<b>39,496</b>	31,456
Dividends received		<b>51,355</b>	50,864
Net cash from/(used in) operating activities		<b>27,286</b>	(42,111)
Cash flows from financing activities			
Contributions from contributors		<b>46,507</b>	46,031
Donations from the Government and			
Direct Subsidy Scheme schools		<b>116,796</b>	116,253
Net transfers from/(to) Subsidized Schools			
Provident Fund		<b>3,865</b>	(8,718)
Withdrawals by ex-contributors		<b>(184,556)</b>	(186,359)
Net cash used in financing activities		<b>(17,388)</b>	(32,793)
Net increase/(decrease) in cash and cash equivalents		<b>9,898</b>	(74,904)
Cash and cash equivalents at the beginning of the year		<b>23,047</b>	97,979
Effects of exchange rate changes on cash and cash			
equivalents		<b>(147)</b>	(28)
Cash and cash equivalents at the end of the year	17	<b>32,798</b>	<b>23,047</b>

The notes on pages 29 to 50 form part of these financial statements.



**GRANT SCHOOLS PROVIDENT FUND**  
**NOTES TO THE FINANCIAL STATEMENTS**  
*(Amounts expressed in thousands of Hong Kong dollars, unless otherwise stated.)*

**1. LEGISLATION**

The Grant Schools Provident Fund (the Fund) is a retirement scheme governed by the Grant Schools Provident Fund Rules (Fund Rules) made under section 85 of the Education Ordinance (Cap. 279).

**2. SIGNIFICANT ACCOUNTING POLICIES**

**(a) Financial reporting framework**

The Fund has adopted a financial reporting framework incorporating the requirements of the Fund Rules and applicable requirements of Hong Kong Financial Reporting Standards (HKFRSs), which is a collective term that includes all applicable individual HKFRSs, Hong Kong Accounting Standards (HKASs) and Interpretations issued by the Hong Kong Institute of Certified Public Accountants (HKICPA). A summary of the significant accounting policies adopted by the Fund is set out below.

The HKICPA has issued certain new and revised HKFRSs that are first effective or available for early adoption for the current accounting period of the Fund. Note 2(c) provides information on the changes, if any, in accounting policies resulting from initial application of these developments to the extent that they are relevant to the Fund for the current and prior accounting periods reflected in these financial statements.

**(b) Basis of preparation of the financial statements**

The measurement basis used in the preparation of the financial statements is historical cost except that equity and debt securities managed by the Fund's external investment managers (note 18(a)) and derivative financial instruments are measured at fair value as explained in the accounting policies set out in note 2(d).

The preparation of financial statements in conformity with the financial reporting framework (note 2(a)) requires management to make judgements, estimates and assumptions that affect the application of policies and the reported amounts of assets and liabilities, income and expenditure. The estimates and associated assumptions are based on experience and various other factors that are believed to be reasonable under the circumstances, the results of which form the basis for making judgements about the carrying values of assets and liabilities that are not readily apparent from other sources. Actual results may differ from these estimates.

The estimates and underlying assumptions are reviewed on an ongoing basis. Revisions to accounting estimates are recognised in the period in which the estimate is revised if the revision affects only that period, or in the period of the revision and future periods if the revision affects both current and future periods.

There are no critical accounting judgements involved in the application of the Fund's accounting policies. There are also no key assumptions concerning the future, and other key sources of estimation uncertainty at the reporting date, that have a significant risk of causing a material adjustment to the carrying amounts of assets and liabilities in the next year.

(c) **Changes in accounting policies**

The HKICPA has issued certain new and revised HKFRSs that are first effective for the current accounting period of the Fund. None of them impact on the accounting policies of the Fund except for the adoption of applicable requirements of HKFRS 9 "Financial Instruments" as set out below.

The Fund has not applied any new standard or interpretation that is not yet effective for the current accounting period (note 20).

*HKFRS 9 "Financial Instruments"*

HKFRS 9 replaces HKAS 39 "Financial Instruments: Recognition and Measurement". It sets out the requirements for recognising and measuring financial assets, financial liabilities and some contracts to buy or sell non-financial items.

The Fund has applied HKFRS 9 retrospectively to items that existed as at 1 September 2018 in accordance with the transition requirements without restating comparative information. The carrying amounts of the items as at 1 September 2018 have not been impacted by the initial application of HKFRS 9. The nature and effect of the changes to previous accounting policies are set out below.

(i) **Classification of financial assets**

HKFRS 9 classifies financial assets into three principal classification categories: measured at (i) amortised cost; (ii) fair value through other comprehensive income; and (iii) fair value through profit or loss. These supersede HKAS 39's categories of held-to-maturity investments, loans and receivables, available-for-sale financial assets and financial assets at fair value through profit or loss. The classification of financial assets under HKFRS 9 is based on the business model under which the financial asset is managed and its contractual cash flow characteristics.

The Fund's financial assets previously classified as loans and receivables (carried at amortised cost) were reclassified to financial assets measured at amortised cost (note 2(d)(iii)). The carrying amounts as at 31 August 2018 were the same as those as at 1 September 2018.

The Fund's debt securities previously classified as held-to-maturity securities (carried at amortised cost) were reclassified to debt securities measured at amortised cost (note 2(d)(iii)). The Fund intends to hold these securities to collect contractual cash flows which consist solely of payments of principal and interest. The carrying amounts of the debt securities as at 31 August 2018 were the same as those as at 1 September 2018.

For financial instruments carried at fair value, the requirements of HKFRS 9 on classifications and measurements are not applicable to the Fund, as the Fund is required under Fund Rule 11 to recognise revaluation gains or losses arising from changes in fair value and realised gains or losses on derecognition of these financial instruments in the reserve fund (see note 2(d)(ii)).

(ii) Impairment of financial assets

HKFRS 9 replaces the "incurred loss" model in HKAS 39 with the "expected credit loss" model. The expected credit loss model requires an ongoing measurement of credit risk associated with a financial asset and therefore recognises expected credit losses earlier than under the "incurred loss" accounting model in HKAS 39. The Fund applies the new expected credit loss model to the financial assets measured at amortised cost (note 2(d)(viii)). The initial application of the new impairment requirements had no impact on the carrying amounts of the financial assets as at 1 September 2018.

(d) Financial assets and financial liabilities

(i) Initial recognition and measurement

The Fund recognises financial assets and financial liabilities on the date it becomes a party to the contractual provisions of the instrument. Regular way purchases and sales of financial instruments are recognised on trade date, the date on which the Fund commits to purchase or sell the instruments.

At initial recognition, financial assets and financial liabilities are measured at fair value plus or minus, in the case of a financial asset or financial liability not subsequently measured at fair value, transaction costs that are directly attributable to the acquisition of the financial assets or the issue of the financial liabilities. Transaction costs of financial instruments subsequently measured at fair value are expensed immediately at initial recognition.

(ii) Basis of recognition of gains or losses

The Fund has adopted the requirements of Fund Rule 11 to recognise revaluation gains or losses arising from changes in fair value and realised gains or losses on derecognition of financial instruments in the reserve fund (see note 2(d)(iii) and (vi)). This is different from the accounting treatment required under HKFRS 9 where such gains or losses are recognised in the income and expenditure account.

(iii) Classification and subsequent measurement from 1 September 2018

*Financial instruments measured at fair value*

These comprise equity and debt securities managed by the Fund's external investment managers (note 18(a)), and derivative financial instruments. They are subsequently measured at fair value. In accordance with Fund Rules 11(1)(a)(iv) and 11(1)(b)(iii), changes in the fair value are recognised as revaluation gains or losses in the reserve fund in the period in which they arise.

Derivative financial instruments used by the Fund to manage its risks associated with foreign currency fluctuations do not qualify for hedge accounting. They are presented as assets when the fair value is positive and as liabilities when the fair value is negative.

*Financial assets measured at amortised cost*

These comprise cash at banks, deposits with banks and other financial institutions, debt securities measured at amortised cost, and receivables and other assets. They are held for the collection of contractual cash flows which represent solely payments of principal and interest. They are subsequently measured at amortised cost using the effective interest method. The measurement of loss allowances for these financial assets is based on the expected credit loss model as described in note 2(d)(viii).

The effective interest method is a method of calculating the amortised cost of a financial asset or a financial liability and of allocating and recognising the interest income or interest expense over the relevant period. The effective interest rate is the rate that exactly discounts estimated future cash receipts or payments through the expected life of the financial asset or financial liability to the gross carrying amount of the financial asset or to the amortised cost of the financial liability. When calculating the effective interest rate, the Fund estimates cash flows by considering all contractual terms of the financial instrument but does not consider the expected credit losses. The calculation includes all fees received or paid between parties to the contract that are an integral part of the effective interest rate, transaction costs and all other premiums or discounts.

#### *Financial liabilities measured at amortised cost*

These comprise payables and other liabilities. They are subsequently measured at amortised cost using the effective interest method.

The Fund reclassifies a financial asset when and only when it changes its business model for managing the assets. A financial liability is not reclassified.

#### (iv) Classification and subsequent measurement before 1 September 2018

##### *Trading financial instruments*

Derivatives that did not qualify for hedge accounting were categorised as “trading” and carried at fair value. Their subsequent measurement before 1 September 2018 was the same as that from 1 September 2018 (note 2(d)(iii)).

##### *Securities at fair value*

Securities at fair value consisted of equity and debt securities managed by the Fund’s external investment managers (note 18(a)). These investments were designated upon initial recognition at fair value and carried at fair value. Their subsequent measurement before 1 September 2018 was the same as that from 1 September 2018 (note 2(d)(iii)).

##### *Loans and receivables*

Loans and receivables were non-derivative financial assets with fixed or determinable payments that were not quoted in an active market. They were carried at amortised cost using the effective interest method less impairment losses, if any (note 2(d)(ix)).

##### *Held-to-maturity securities*

Held-to-maturity securities were non-derivative financial assets with fixed or determinable payments and fixed maturity which the Fund had the positive intention and ability to hold to maturity, other than (a) those that the Fund, upon initial recognition, designated as at fair value; and (b) those that met the definition of loans and receivables. They were carried at amortised cost using the effective interest method less impairment losses, if any (note 2(d)(ix)).

### *Other financial liabilities*

These were financial liabilities other than trading financial instruments. Their classification and subsequent measurement before 1 September 2018 were the same as those from 1 September 2018 (note 2(d)(iii)).

#### (v) Fair value measurement principles

The Fund measures equity and debt securities managed by the Fund's external investment managers (note 18(a)) and derivative financial instruments at fair value at each reporting date. Fair value is the price that would be received to sell an asset or paid to transfer a liability in an orderly transaction between market participants at the measurement date. The fair value measurement is based on the presumption that the transaction to sell the asset or transfer the liability takes place either (a) in the principal market for the asset or liability, or (b) in the absence of a principal market, in the most advantageous market for the asset or liability; and the Fund has access to these markets at the measurement date.

The fair value of an asset or a liability is measured with those assumptions that market participants would use when pricing the asset or liability, assuming that market participants act in their best economic interest.

The Fund uses valuation techniques that are appropriate in the circumstances and for which sufficient data are available to measure fair value, maximising the use of relevant observable inputs and minimising the use of unobservable inputs. The Fund measures fair values using the following fair value hierarchy that reflects the significance of inputs used in making the measurements:

- Level 1 – fair values are quoted prices (unadjusted) in active markets for identical assets or liabilities;
- Level 2 – fair values are determined with inputs other than quoted prices included in Level 1 that are observable for the asset or liability, either directly (i.e. as prices) or indirectly (i.e. derived from prices); and
- Level 3 – fair values of financial instruments are determined with inputs that are not based on observable market data (unobservable inputs).

For assets and liabilities that are recognised in the financial statements on a recurring basis, the Fund determines whether transfers between levels in the hierarchy should be reflected in the financial statements by re-assessing categorisation (based on the level of input that is most significant and relevant to the fair value measurement as a whole) at the reporting date.

(vi) Derecognition

A financial asset is derecognised when the contractual rights to receive the cash flows from the financial asset expire, or where the financial asset together with substantially all the risks and rewards of ownership have been transferred.

A financial liability is derecognised when the obligation specified in the contract is discharged, cancelled or when it expires.

Realised gains and losses are recognised in the reserve fund on derecognition in accordance with Fund Rules 11(1)(a)(i) and 11(1)(b)(i).

(vii) Offsetting

Financial assets and financial liabilities are offset and the net amount is reported in the balance sheet where there is a legally enforceable right to offset the recognised amounts and there is an intention to settle on a net basis, or realise the assets and settle the liabilities simultaneously.

(viii) Impairment of financial assets from 1 September 2018

For financial assets measured at amortised cost, the Fund measures the expected credit losses to determine the loss allowance required to be recognised. Financial assets measured at fair value are not subject to the expected credit loss assessment.

Expected credit losses are a probability-weighted estimate of credit losses. They are based on the difference between the contractual cash flows due in accordance with the contract and the cash flows that the Fund expects to receive, discounted at the effective interest rate. They are measured on either of the following bases:

- 12-month expected credit losses (for financial instruments for which there has not been a significant increase in credit risk since initial recognition): these are losses that are expected to result from possible default events within the 12 months after the reporting date; and

- lifetime expected credit losses (for financial instruments for which there has been a significant increase in credit risk since initial recognition): these are losses that are expected to result from all possible default events over the expected life of the financial instruments.

In assessing whether the credit risk of a financial instrument has increased significantly since initial recognition, the Fund compares the risk of default occurring on the financial instrument assessed at the reporting date with that assessed at the date of initial recognition. In making this assessment, the Fund considers that a default event occurs when (i) the borrower is unlikely to pay its credit obligations to the Fund in full; or (ii) the financial asset is 90 days past due. The Fund considers both quantitative and qualitative information that is reasonable and supportable, including historical experience and forward-looking information that is available without undue cost or effort. A financial asset is written off when there is no reasonable expectation of recovering the contractual cash flows.

(ix) Impairment of financial assets before 1 September 2018

The carrying amounts of loans and receivables and held-to-maturity securities were reviewed at each reporting date to determine whether there was objective evidence of impairment. If any such evidence existed, an impairment loss was recognised in the reserve fund as the difference between the asset's carrying amount and the present value of estimated future cash flows discounted at the asset's original effective interest rate. If in a subsequent period, the amount of such impairment loss decreased and the decrease could be linked objectively to an event occurring after the impairment loss had been recognised, the impairment loss was reversed through the reserve fund.

(e) Cash and cash equivalents

For the purpose of the statement of cash flows, cash and cash equivalents include cash at banks, deposits with banks and other financial institutions and short-term highly liquid investments that are readily convertible to known amounts of cash and subject to an insignificant risk of changes in value, having been within three months of maturity when placed or acquired.

(f) Contributions and donations

Contributions are received from contributors and donations are received from the Government and Direct Subsidy Scheme (DSS) schools. Contributions and donations are recognised on an accrual basis.



(g) Revenue recognition

(i) Interest income

Interest income is recognised in the income and expenditure account on an accrual basis, using the effective interest method.

(ii) Dividend income

Dividend income from equity securities is recognised in the income and expenditure account when the share price is quoted ex-dividend.

(iii) Other income

Other income is recognised in the income and expenditure account on an accrual basis.

(h) Foreign currency translation

Foreign currency transactions during the year are translated into Hong Kong dollars using the spot exchange rates at the transaction dates. Monetary assets and liabilities denominated in foreign currencies are translated into Hong Kong dollars at the closing exchange rates at the reporting date. In accordance with Fund Rules 11(1)(a)(iv) and 11(1)(b)(iii), all foreign currency translation differences are recognised as revaluation gains or losses in the reserve fund in the period in which they arise.

3. DEPOSITS WITH BANKS AND OTHER FINANCIAL INSTITUTIONS

	2019	2018
Fixed deposits denominated in:		
– Hong Kong dollar	504,630	504,260
– US dollar	198,077	152,897
Call deposits and balances with custodians denominated in currencies other than Hong Kong dollar:		
– US dollar	17,223	11,517
– other currencies	3,047	2,304
	<u>722,977</u>	<u>670,978</u>

#### 4. SECURITIES

##### (a) Details

	2019	2018
<u>Financial assets measured at fair value</u>		
Equity securities listed in Hong Kong	623,045	649,388
Equity securities listed outside Hong Kong	1,313,654	1,316,035
	1,936,699	1,965,423
Debt securities denominated in:		
— Hong Kong dollar	397,706	367,560
— US dollar	339,571	274,113
— other currencies	319,883	335,782
	1,057,160	977,455
Subtotal for financial assets measured at fair value	2,993,859	2,942,878
<u>Debt securities measured at amortised cost</u>		
Debt securities denominated in:		
— Hong Kong dollar	17,215	—
— US dollar	78,171	—
Subtotal for debt securities measured at amortised cost	95,386	—
<u>Held-to-maturity securities at amortised cost</u>		
Debt securities denominated in:		
— Hong Kong dollar	—	28,480
— US dollar	—	117,410
Subtotal for held-to-maturity securities at amortised cost	—	145,890
	3,089,245	3,088,768

(b) Securities holdings exceeding 5% of the asset class as at 31 August

Issuer	Class	2019		2018	
		Fair value	% of class	Fair value	% of class
United States Treasury	Debt securities	166,948	14.49%	111,516	9.93%
Government of the Hong Kong Special Administrative Region	Debt securities	99,069	8.60%	47,631	4.24%
Government of Japan	Debt securities	72,026	6.25%	72,212	6.43%

5. DERIVATIVE FINANCIAL INSTRUMENTS

	2019		2018	
	Assets	Liabilities	Assets	Liabilities
Forward currency contracts, at fair value	<u>2,321</u>	<u>2,660</u>	<u>2,219</u>	<u>909</u>

All these forward currency contracts would mature within one year and had a total notional amount of HK\$1,509.4 million as at 31 August 2019 (2018: HK\$1,507.8 million). The notional amounts of these contracts indicate the volume of outstanding transactions and do not represent the amounts at risk.

6. RECEIVABLES AND OTHER ASSETS

	2019	2018
Proceeds receivable from investments sold	2,008	19,803
Interest and dividends receivable	20,136	17,248
Other receivables	<u>14</u>	<u>71</u>
	<u>22,158</u>	<u>37,122</u>

## 7. PAYABLES AND OTHER LIABILITIES

	2019	2018
Unsettled purchases of investments	6,649	16,875
Amount due to the Government of the Hong Kong Special Administrative Region	1,264	1,216
Fees for investment managers	1,103	1,088
Amount due to ex-contributors	226	—
Fees for custodians	631	458
Other payables and accruals	—	4
	<u>9,873</u>	<u>19,641</u>

All these liabilities are payable within one year.

## 8. CONTRIBUTORS' ACCOUNT

	2019			
	Contributions	Donations from the Government and DSS schools	Dividends	Total
Additions for the year	46,507	116,796	154,479	317,782
Net transfers from Subsidized Schools Provident Fund	1,293	1,657	915	3,865
Withdrawals by ex-contributors	(27,983)	(63,382)	(93,474)	(184,839)
Transfers to reserve fund in accordance with Fund Rule 11(1)(a)(ii)	—	(367)	(50)	(417)
Net additions for the year	19,817	54,704	61,870	136,391
Balance brought forward from previous year	561,801	1,220,126	1,308,262	3,090,189
Balance carried forward	<u>581,618</u>	<u>1,274,830</u>	<u>1,370,132</u>	<u>3,226,580</u>

	2018			
	Contributions	Donations from the Government and DSS schools	Dividends	Total
Additions for the year	46,031	116,253	148,684	310,968
Net transfers to Subsidized Schools Provident Fund	(700)	(2,613)	(5,405)	(8,718)
Withdrawals by ex-contributors	(28,417)	(61,970)	(93,038)	(183,425)
Transfers to reserve fund in accordance with Fund Rule 11(1)(a)(ii)	—	(709)	(105)	(814)
Net additions for the year	16,914	50,961	50,136	118,011
Balance brought forward from previous year	544,887	1,169,165	1,258,126	2,972,178
<b>Balance carried forward</b>	<b>561,801</b>	<b>1,220,126</b>	<b>1,308,262</b>	<b>3,090,189</b>

Donations from DSS schools for the year amounted to HK\$32.9 million (2018: HK\$33.8 million).

An analysis of the withdrawals by ex-contributors is shown below:

	2019	2018
Retirement	112,615	99,537
Resignation	72,125	73,286
Death and ill health	75	3,125
Others (such as contract termination and schools ceasing to be grant schools or DSS schools)	24	7,477
	<b>184,839</b>	<b>183,425</b>

Vested contributors' benefits as at 31 August 2019 amounted to HK\$3,212.0 million (2018: HK\$3,077.5 million). This amount represents the sum which would be payable to contributors had all contributors left the Fund at that date.

## 9. RESERVE FUND

The reserve fund is maintained in accordance with Fund Rule 11.

## 10. PROVISION FOR GUARANTEED DIVIDEND

The amount represents the provision under Fund Rule 12 for the guaranteed dividend of 5% of the balance of the contributors' account which was open for the entire financial year ended 31 August 2019 and Fund Rule 14 for payment of pro rata dividends in respect of contributors' account which was not open for the entire financial year.

Fund Rule 12 provides that, where in any year the guaranteed dividend of 5% cannot be met by the Fund, the Financial Secretary may direct that an interest-free Government loan be paid to the Fund out of the general revenue to cover the balance of the guaranteed dividend which cannot be met. No such Government loan had been paid to the Fund for the year ended 31 August 2019 (2018: Nil) as the shortfall between the guaranteed dividend and the operating surplus was met by a transfer from the reserve fund (see note 16).

## 11. INTEREST INCOME

	2019	2018
Interest income from:		
Debt securities measured at fair value	23,084	20,878
Debt securities measured at amortised cost	3,686	—
Held-to-maturity securities at amortised cost	—	3,692
Deposits denominated in:		
— Hong Kong dollar	10,680	5,997
— US dollar	5,060	3,607
— other currencies	1	4
	15,741	9,608
	42,511	34,178

## 12. DIVIDEND INCOME

	2019	2018
Dividend income from equity securities listed:		
— in Hong Kong	20,969	21,198
— outside Hong Kong	<u>30,259</u>	<u>29,154</u>
	<u>51,228</u>	<u>50,352</u>

## 13. OTHER INCOME

	2019	2018
Compensations	<u>6</u>	<u>25</u>

## 14. SUPERVISION FEE

This represents the provision for the supervision fee for the year ended 31 August 2019 payable to the Government of the Hong Kong Special Administrative Region under Fund Rule 6(2) in respect of the costs incurred in administering the Fund.

## 15. DONATIONS AND DIVIDENDS TRANSFERRED FROM CONTRIBUTORS' ACCOUNT

Under Fund Rule 13, whenever a contributor with less than 10 years continuous contributory service ceases to be employed as a teacher in a grant school or DSS school (as the case may be), his account shall be closed and the payment due to him shall include a percentage of all Government donations and DSS school donations (if any) and all dividends that have been declared on such donations. Donations and dividends not payable to him are transferred to the reserve fund in accordance with Fund Rule 11(1)(a)(ii).

16. **PROPOSED APPROPRIATION FROM RESERVE FUND / TO INCOME AND EXPENDITURE ACCOUNT**

In accordance with Fund Rule 11(3) and subject to the approval of the Board of Control, it is proposed to transfer a sum of HK\$78.5 million (2018: HK\$79.0 million) from the reserve fund to the income and expenditure account. The transfer is to cover the shortfall of the operating surplus in meeting the provision of the 5% guaranteed dividend of HK\$161.3 million (2018: HK\$154.5 million).

17. **ANALYSIS OF CASH AND CASH EQUIVALENTS**

	<b>2019</b>	<b>2018</b>
Cash at banks and call deposits and balances with custodians	<u><b>32,798</b></u>	<u>23,047</u>
<b>TOTAL</b>	<u><b>32,798</b></u>	<u><b>23,047</b></u>
Reconciliation with the balance sheet:		
<b>Amounts shown in the balance sheet</b>		
Cash at banks	<b>12,528</b>	9,226
Deposits with banks and other financial institutions	<u><b>722,977</b></u>	<u>670,978</u>
	<b>735,505</b>	680,204
Less: Amounts with original maturities beyond three months	<u><b>(702,707)</b></u>	<u>(657,157)</u>
<b>Cash and cash equivalents in the statement of cash flows</b>	<u><b>32,798</b></u>	<u><b>23,047</b></u>



## 18. FINANCIAL RISK MANAGEMENT

### (a) Investment management and control

The day-to-day management of the Fund is the responsibility of the Treasurer who is appointed by the Director of Accounting Services under Fund Rule 6(1). The investment functions are the responsibility of the Board of Control which formulates the investment strategies of the Fund within the investment framework approved by the Financial Secretary. All sums considered by the Board to be surplus to the normal cash requirements of the Fund may at the direction of the Board be invested by the Treasurer as well as external investment managers who are appointed by the Board with the approval of the Financial Secretary.

The Fund's investment objective is to maximise the recurrent and capital returns on the Fund assets and at the same time observe the principle of prudence.

Each year the Board approves an annual investment plan consistent with the Fund's investment objective. The investment performance of the Fund is then monitored through the Investment Sub-committee which meets on a quarterly basis to review investment reports prepared by the Treasurer and to interview the Fund's external investment managers.

The investment management and control of the Fund are set out in a documented risk management and investment strategy and reviewed on a regular basis by the Board.

### (b) Market risk

Market risk is the risk that changes in market variables such as equity prices, interest rates and currency exchange rates may affect the fair value or cash flows of a financial instrument.

#### (i) Equity price risk

Equity price risk is the risk of loss arising from changes in equity prices. The Fund's investments in equity securities are subject to the equity price risk inherent in all equity securities i.e. the value of holdings may fall as well as rise. As at 31 August 2019, the equity securities were included in securities as shown in note 4. The risk is primarily addressed through diversification of investment portfolio in accordance with a documented risk management and investment strategy, and the Fund monitors the risk on a continuous basis.

It was estimated that, as at 31 August 2019, a 10% increase/decrease in the market bid prices of the equity securities, with all other variables held constant, would decrease/increase the net realised and revaluation losses recognised in the reserve fund for the year by HK\$193.7 million (2018: increase/decrease the net realised and revaluation gains by HK\$196.5 million).

(ii) Interest rate risk

Interest rate risk refers to the risk of loss arising from changes in market interest rates. This can be further classified into fair value interest rate risk and cash flow interest rate risk.

Fair value interest rate risk is the risk that the fair value of a financial instrument will fluctuate because of changes in market interest rates. Since a substantial portion of the Fund's debt securities and all of its deposits with banks and other financial institutions bear interest at fixed rates, their fair values will fall when market interest rates increase. Investments in debt securities are made in accordance with a documented risk management and investment strategy, and the Fund monitors the fair value interest rate risk on a continuous basis.

It was estimated that, as at 31 August 2019 a 100 basis points increase/decrease in interest rates, with all other variables held constant, would increase/decrease the net realised and revaluation losses recognised in the reserve fund for the year by HK\$56.5 million (2018: decrease/increase the net realised and revaluation gains by HK\$58.9 million). As regards debt securities measured at amortised cost, and deposits with banks and other financial institutions, since they are all stated at amortised cost, their carrying amounts will not be affected by changes in market interest rates.

Cash flow interest rate risk is the risk that future cash flows of a financial instrument will fluctuate because of changes in market interest rates. The Fund does not have a significant exposure to cash flow interest rate risk because only a small portion of its debt securities bear interest at rates determined by reference to market interest rates.

(iii) Currency risk

Currency risk is the risk that the fair value or future cash flows of a financial instrument will fluctuate due to changes in currency exchange rates. The Fund's investments denominated in foreign currencies are exposed to currency risk. The Fund only makes investments denominated in Hong Kong dollar, US dollar and currencies of countries whose foreign currency long-term debt has a high credit rating. The Fund's exposure to currency risk is handled in accordance with a documented risk management and investment strategy, and the Fund monitors the risk on a continuous basis.

The net exposure to each currency at the reporting date arising from recognised assets and liabilities after taking into account the effect of forward currency contracts is shown below:

	<b>2019</b>	<b>2018</b>
Hong Kong dollar	<b>1,888,549</b>	1,856,419
US dollar	<b>1,251,322</b>	1,245,403
Euro	<b>238,339</b>	238,347
Japanese yen	<b>178,677</b>	204,613
Pound sterling	<b>86,331</b>	91,451
Others	<b>193,478</b>	151,530
	<b><u>3,836,696</u></b>	<b><u>3,787,763</u></b>

It was estimated that, as at 31 August 2019, with all other variables held constant:

- a 0.5% increase/decrease in the exchange rate of US dollar against Hong Kong dollar would decrease/increase the net realised and revaluation losses recognised in the reserve fund for the year by HK\$6.3 million (2018: increase/decrease the net realised and revaluation gains by HK\$6.2 million);
- a 10% increase/decrease in the exchange rate of Pound sterling against Hong Kong dollar would decrease/increase the net realised and revaluation losses recognised in the reserve fund for the year by HK\$8.6 million (2018: increase/decrease the net realised and revaluation gains by HK\$4.6 million based on a 5% increase/decrease in the exchange rate. The change in assumption used in the sensitivity analysis was due to higher fluctuation of this currency against Hong Kong dollar after 31 August 2019); and
- a 5% increase/decrease in the exchange rates of other currencies against Hong Kong dollar would decrease/increase the net realised and revaluation losses recognised in the reserve fund for the year by HK\$30.5 million (2018: increase/decrease the net realised and revaluation gains by HK\$29.7 million).

(c) Credit risk

Credit risk is the risk that an issuer or a counterparty will cause a financial loss to the Fund by failing to discharge an obligation. Cash at banks, deposits with banks and other financial institutions, debt securities, derivative financial instruments, and receivables and other assets are potentially subject to credit risk. The Fund selects issuer or counterparty with good credit standing, strong financial strength and sizeable capital. The Fund also limits the individual exposure, in accordance with a documented risk management and investment strategy, and monitors credit risk on a continuous basis. Hence, the Fund does not have significant exposures to or concentration of credit risk, and the credit risk of these financial assets is considered to be low.

While the financial assets measured at amortised cost are subject to the impairment requirements, the Fund has estimated that their expected credit losses are immaterial and considers that no loss allowance is required.

The maximum exposure to credit risk at the reporting date without taking account of collateral held or other credit enhancements, if any, is shown below:

	2019	2018
Cash at banks	12,528	9,226
Deposits with banks and other financial institutions	722,977	670,978
Debt securities	1,152,546	1,123,345
Derivative financial instruments	2,321	2,219
Receivables and other assets	22,158	37,122
	<u>1,912,530</u>	<u>1,842,890</u>

The credit quality of cash at banks, deposits with banks and other financial institutions and debt securities, analysed by the ratings designated by Moody's or their equivalents, at the reporting date is shown below:

	2019	2018
Cash at banks and deposits with banks and other financial institutions, by credit rating		
Aa1 to Aa3	205,380	163,068
A1 to A3	530,125	517,136
	<u>735,505</u>	<u>680,204</u>
Debt securities, by credit rating		
Aaa	285,730	236,206
Aa1 to Aa3	331,455	336,150
A1 to A3	472,016	495,957
Baa1 to Baa3	63,345	55,032
	<u>1,152,546</u>	<u>1,123,345</u>

(d) Liquidity risk

Liquidity risk is the risk that the Fund will encounter difficulty in meeting obligations associated with financial liabilities. The Fund monitors the liquidity requirements on a continuous basis and maintains a level of short-term deposits and cash to pay withdrawals by ex-contributors as necessary. Hence the Fund does not have significant exposures to liquidity risk.

## 19. FAIR VALUES OF FINANCIAL INSTRUMENTS

The fair value of financial instruments classified under Level 1 is based on the quoted market prices of these financial instruments at the reporting date, without any deduction for estimated future selling costs.

In the absence of such quoted prices, the fair value of financial instruments classified under Level 2 is estimated using present value or other valuation techniques which maximise the use of observable data, using inputs based on market conditions existing at the reporting date.

(a) Financial instruments measured at fair value on a recurring basis

The carrying value of financial instruments measured at fair value at the reporting date according to the fair value hierarchy is shown below:

**As at 31 August 2019**

	Level 1	Level 2	Total
Assets			
Securities measured at fair value	1,936,699	1,057,160	2,993,859
Derivative financial instruments	3	2,318	2,321
	<u>1,936,702</u>	<u>1,059,478</u>	<u>2,996,180</u>
Liabilities			
Derivative financial instruments	—	2,660	2,660

**As at 31 August 2018**

	Level 1	Level 2	Total
Assets			
Securities measured at fair value	1,965,423	977,455	2,942,878
Derivative financial instruments	—	2,219	2,219
	<u>1,965,423</u>	<u>979,674</u>	<u>2,945,097</u>
Liabilities			
Derivative financial instruments	1	908	909

(b) Financial instruments not measured at fair value on a recurring basis

All other financial instruments are stated in the balance sheet at amounts equal to or not materially different from their fair values.

20. POSSIBLE IMPACT OF AMENDMENTS, NEW STANDARDS AND INTERPRETATIONS ISSUED BUT NOT YET EFFECTIVE FOR THE YEAR ENDED 31 AUGUST 2019

Up to the date of issue of the financial statements, the HKICPA has issued a number of amendments, new standards and interpretations which are not yet effective for the year ended 31 August 2019 and which have not been early adopted in the financial statements. The Fund is in the process of making an assessment of the impact expected of these amendments, new standards and interpretations in the period of initial application. So far, it has concluded that the adoption of them is unlikely to have a significant impact on the Fund's financial performance and financial position.