


# Save the endangered animals

# Noah's space arc



The  
teacher

→ Noah

All of you

→ sharks /  
elephants/  
tigers

# 1 year after the story...



## Planet LTMPs

# In the past on Earth...


Photos of endangered animals and  
poaching



We can think of a way to...



protect the animals!




# Things to consider:

- Better not spending a lot of money
- **Speak** to people? OR  
    **make something** to show people
- People can **get the message in a short time**
- The **message** can **stay in their mind** for a **long time**

# We can make a poster to ask people to protect us !

Photos of animal protection posters







# Objectives



At the end of the lesson, you can :

1. learn some points to follow to make a good poster for animal conservation.
  2. be able to make a poster in groups to let more people protect the endangered animals
- 
- 

Let's take a look at 2 posters from our friends - tortoises.

titles, pictures, actions

→ Which part(s) do you like more?

→ Which part(s) better show we need help?






# Things you have for the discussion

Markers




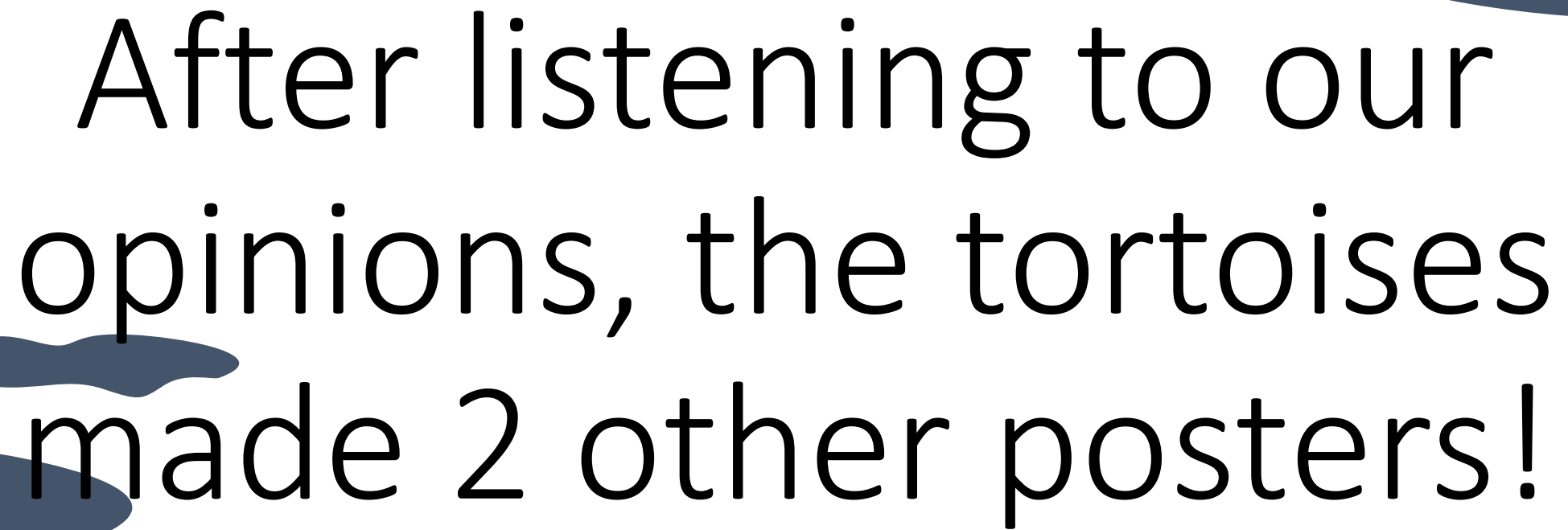
2 posters from tortoises



2 mins

discussion




Several dark blue, cloud-like shapes are scattered around the text. One is at the top left, another at the top right, and a larger one on the left side, partially behind the text.

After listening to our  
opinions, the tortoises  
made 2 other posters!






15 mins



Make a poster  
for yourselves!



# Things you have for designing posters

scissors

1 piece of A3 paper

a glue stick

animal images



# In each group...

1 animal: Write the title



2 animals: Write the actions


1 animal: images in the poster





# There are some images for you!

Use the images first! Draw only if you think you need to add more!



# **Remember...**

You are designing a poster for elephants / tigers / sharks. Think about how you could make people more willing to save you!

# 15 mins

Make a poster to tell  
people **why** and **how**  
they could protect you!

# Before presentation...

Have a look at the checklist

Peer evaluation check list - Poster↵

Group (      )↵

Does the poster include:↵	Yes↵	No↵	↵
1. powerful images?↵	↵	↵	↵
2. a clear message (title) <u>  </u> ?↵	↵	↵	↵
3. effective actions?↵	↵	↵	↵

↵

# **Presentation**

# Take a look at our checklists...

Do they have the 3 important things in their posters?

Peer evaluation check list - Poster

Group (      )

Does the poster include:	Yes	No
1. powerful images		
2. a clear message (title)		
3. effective actions		

# What have we learnt today?

To make better posters, we need:

1. clear title
2. powerful image(s)
3. effective actions

# What is the next step?

Please show the posters to the 'human beings' in other classes and tell them how they could help us!

**I WANT YOU  
FOR  
HELPING  
ANIMALS!**