

# Gifted Education School Network 2021/22

## English Language Cluster

School: TWGHs Ko Ho Ning Memorial Primary School

## English Department:

Catering for  
learner  
diversity  
(existing  
practice)

- **School-based materials – Reading PPTs & Vocabulary PPTs**
- Differentiated in terms of types, number, level of difficulties of reading questions and reading activities

# Vocabulary PPTs

**Indoor activities** 😊

- 8. read magazines
- 9. do puzzles
- 10. make models
- 13. watch a film
- 15. draw pictures

13

**Outdoor activities** 😊

- 1. build a sandcastle
- 2. have a picnic
- 3. have a barbecue
- 4. fly a kite
- 5. take photos
- 6. go hiking

14

**Outdoor activities!** 😊

- 7. go shopping
- 11. go fishing
- 12. go swimming
- 14. ride a bicycle

15

**Guess the riddles!** 😊

It is yellow.  
You make it outdoors.  
You build it with sand.  
You can't see a prince or a princess  
living there.  
What is the activity?

build a sandcastle

16

**Guess the riddle** 😊

It is an outdoor activity.  
You usually do it with family or friends.  
You put the food over the fire.  
You eat yummy sausages and chicken.  
What is the activity?

have a barbecue

17

**Learning objectives**

You are going to:

1. read the unfamiliar words in the story.
2. understand how the words are used.
3. apply the words in different settings.

4

**met (meet):** = on someone's way to somewhere

**wet** (= see)

**weekend:** week / end (= Saturday, Sunday)

**boring:** (= something makes you feel bored)

Look, listen, decode and read!

5

**meant (mean):** /ment/ (= meaning)

**sunny:** (= cheerful / happy)

**factories:** fat victory

Look, listen, decode and read!

6

**understand:** under / stand (= know something clearly)

**weren't born:** were not born (= your birthday is much later than the date)

Look, listen, decode and read!

7

**fantastic:** fan / tas / tic (= wonderful / good)

Look, listen, decode and read!

8

**choose:** choose

Look, listen, decode and read!

9

**Read the funny story about Miss Li and students. Guess what happens in the story!**

10

**Game time**

One day, Miss Li was (1) **on her way** to school. She (2) **met** Kaylie and Kayla. They were in (3) **a time machine**. They told Miss Li, 'You can (4) **choose** to go back to Ko Ho Ning now, or in the past! Miss Li didn't (5) **understand** but thought it was (6) **fantastic**. Suddenly, Hayden came with Pikachu and shocked everybody up. The time machine brought them to...

11

**Can you tell the story?**

One day, Miss Li was (1) **on her way** to school. She (2) **met** Kaylie and Kayla. They were in (3) **a time machine**. They told Miss Li, 'You can (4) **choose** to go back to Ko Ho Ning now, or in the past! Miss Li didn't (5) **understand** but thought it was (6) **fantastic**. Suddenly, Hayden came with Pikachu and shocked everybody up. The time machine brought them to...

12

# English Department:

Catering for  
learner  
diversity  
(existing  
practice)

- School-based materials – Graded worksheets
  1. Free Writing
  2. Comprehension Worksheet
  3. Pre-lesson Worksheet

# Free Writing

## Free writing (4)\*\*

Name: \_\_\_\_\_ ( ) Date: \_\_\_\_\_


Class: P. 3( )

### Mark distribution:


Content	Language	Organization	Total
/ 5	/ 4	/ 1	/10

Today is Peter's first day at school. Look at the pictures and write the story in about 40 or more words.


### Peter's First Day

1.

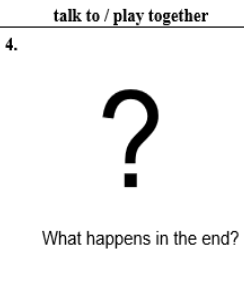
Peter

2.

Ken

3.

shy / sit on the bench

4.

talk to / play together

What happens in the end?

fall down / hurt his leg / take care of him

P.1

## Free writing (4)\*\* Draft

Name: \_\_\_\_\_ ( ) Date: \_\_\_\_\_

Class: P. 3

### Answer the following questions to make your draft.

Picture	Questions	Ideas
1.	What is the weather like?	The
	Where are the children?	Peter
	What are the children doing?	Peter Ken
	How do they feel?	Peter but K
	What does Peter want to do? Why?	Peter beca
2.	What does Ken do?	Ken
	What does Ken say?	Ken
	What does Peter say?	Peter
	How do they feel?	

## Free writing (4)\*\*\*


Name: \_\_\_\_\_ ( ) Date: \_\_\_\_\_

Class: P. 3( )


### Mark distribution:

Content	Language	Organization	Total
/ 5	/ 4	/ 1	/10


Today is Peter's first day at school. Look at the pictures and write the story in about 50 or more words. Give your story a title.

1.

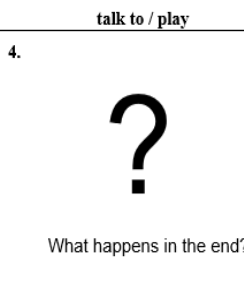
Peter

2.

Ken

3.

shy / sit on the bench

4.

talk to / play

What happens in the end?

fall down / hurt his leg / take care of him

P. 1

## Free writing (4)\*\*\* Draft

Name: \_\_\_\_\_ ( ) Date: \_\_\_\_\_

Class: P. 3( )

### Answer the following questions to make your draft.

Picture	Questions	Ideas
1.	When?	
	Who?	
	Where?	
	What?	Peter: Ken:
	How? / Why?	Peter: Ken:
2.	Others	
	What? Why?	Ken:
	Dialogue	Ken: Peter:
	How?	
	Others	

P. 2



# Free Writing (Self-assessment)




## Self-assessment

Before you write, read the reminders. After you have finished your writing, tick the boxes.

Tick the boxes under the right icons.	😊😊	😊	😞
<b>Part A Content</b>			
1. Do you write about all the pictures?			
2. Do you provide supporting details?			
3. Do you write about the people's character and feelings?			
4. Do you write an ending?			
5. Do you use at least 1 dialogue? e.g. <i>She asks, '...?' / He replies, '...'</i> / <i>They say, '...'</i>			
<b>Part B Language</b>			
6. Do you use correct punctuation? e.g. <i>Can you play the piano?</i>			
7. Do you use the simple present tense correctly?			
8. Do you use at least 2 adjectives? e.g. <i>She has long black hair.</i>			
9. Do you link ideas with connectives? e.g. <i>I like her because she is polite.</i> <i>Then, we go to the cinema.</i>			
10. Do you spell all the words correctly?			
<b>Part C Organization</b>			
11. Do you write in paragraphs?			
12. Do you write at least 40 words?			

## Self-assessment

Before you write, read the reminders. After you have finished your writing, tick the boxes.

Tick the boxes under the right icons.	😊😊	😊	😞
<b>Part A Content</b>			
1. Do you write about all the pictures?			
2. Do you provide supporting details?			
3. Do you write about the people's character and feelings?			
4. Do you write a title? 			
5. Do you write an ending?			
6. Do you use at least 2 dialogues? e.g. <i>She asks, '...?' / He replies, '...'</i> / <i>They say, '...'</i>			
<b>Part B Language</b>			
7. Do you use correct punctuation? e.g. <i>Can you play the piano?</i>			
8. Do you use the simple present tense correctly?			
9. Do you use at least 4 adjectives? 			
10. Do you link ideas with connectives? e.g. <i>I like her because she is polite.</i> <i>Then, we go to the cinema.</i>			
11. Do you spell all the words correctly?			
<b>Part C Organization</b>			
12. Do you write in paragraphs?			
13. Do you write at least 50 words? 			

# Comprehension Worksheet

TWGHs Ko Ho N  
2020-21  
Comprehension W

TWGHs Ko Ho Ning Memorial Primary School  
2020-2021 Primary Four  
Comprehension Worksheet\*\*\* (PLE Book 4A Unit 1)

Date: \_\_\_\_\_

Date: \_\_\_\_\_ Grade: \_\_\_\_\_

Monica goes to the children's centre  
centre. Read the newsletter and answ

Monica goes to the children's centre near her home. She is reading a newsletter at the  
centre. Read the newsletter and answer the questions.

Sunshine Children's Centre Monthly N

Sunshine Children's Centre Monthly Newsletter

September 2019

The children at our centre do  
time. We asked some of them  
they do them.

The children at our centre do many interesting things in their spare  
time. We asked some of them what activities they do and how often  
they do them.



I like playing computer ga  
but my mum only lets me  
the computer at weekend  
like swimming too.  
~ Jack, 9 years old

I like playing computer games, but  
my mum only lets me use the  
computer at weekends. I like  
swimming too. I go to Kowloon Park  
Swimming Pool every Saturday.  
~ Jack, 9 years old

I love cycling and there are  
great cycling paths near my  
home. I always go cycling on  
Fridays. I sometimes go on  
Mondays too. I also like  
jogging. I go jogging with my  
dad on Sundays.  
~ Connie, 9 years old

I read the newspaper  
after dinner every day. I  
also read the magazine  
Kids' Weekly on Fridays.  
~ Suzy, 11 years old

I read the newspaper after  
dinner every day. I also read  
the magazine Kids' Weekly  
on Fridays. I sometimes  
cook with my mum at home.  
I can make cheesecakes and  
pizza now.  
~ Suzy, 11 years old

I love music. I play the  
violin at the children's  
centre every day. I am  
the captain of our school's  
violin team.  
I hate sports.  
~ James, 11 years old

I like playing football. I  
play football every Monday  
except for the last  
Monday of the month. On  
that day, I play basketball  
~ Billy, 10 years old

I like playing football. I play  
football every Monday except  
for the last Monday of the  
month. On that day, I play  
basketball. My favourite  
basketball star is Jordan.  
~ Billy, 10 years old

P. 17

(a) Answer the questions in complete sentences.

1. How many children were interviewed?

2. Where does Jack go swimming?

3. Who likes music?

(b) Choose the correct answers by writing the correct letters.

4. Connie goes cycling \_\_\_\_\_ 4.( )

- A. every day B. every Monday  
C. every Friday D. every Monday and Friday

5. Billy \_\_\_\_\_ plays football on Mondays. 5.( )

- A. always B. often  
C. seldom D. sometimes

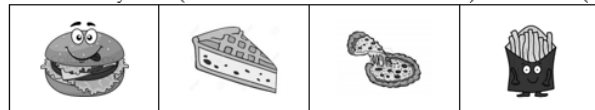
6. \_\_\_\_\_ never plays sports. 6.( )

- A. Jack B. Connie  
C. James D. Billy

7. Jack plays computer games \_\_\_\_\_ 7.( )

- A. every day B. on Mondays and Fridays  
C. on Fridays D. on Saturdays and Sundays

8. What can Suzy cook? (You can choose more than one answer.) 8.( )



A. B. C. D.

9. Who is the leader of the school's violin team? 9.( )

- A. Suzy. B. Jack.  
C. James. D. Billy.

10. What is Jordan? 10.( )

- A. A cook. B. Billy's brother.  
C. A swimming coach. D. A basketball player.

P. 18

11. Who does his / her favourite activity at home every day? 11.( )

- A. Suzy. B. Billy.  
C. James. D. Connie.

12. Which of the following hobbies is not mentioned in the newsletter? 12.( )



A. B. C. D.

13. Which sentence is true? 13.( )

- A. Four children love doing sports.  
B. Billy always plays basketball on Mondays.  
C. Connie seldom goes jogging.  
D. The newsletter is published every month.

P. 19

# Pre-lesson Worksheet

TWGHs Ko Ho Ning Memorial Primary School

2019-2020 Primary 6

Pre-lesson Worksheet (PLE Book 6A Unit 1)

Name: \_\_\_\_\_ ( ) Grade: \_\_\_\_\_

Class: P. 6( ) Date: \_\_\_\_\_

## A. Guess the riddles. What are their dream jobs?

a lawyer	a librarian	a flight attendant	an architect
a hairdresser	a pianist	a secretary	a reporter

I want to be \_\_\_\_\_  
when I grow up.  
I will make phone calls and send emails.  
I am good at typing so I think I will work efficiently.

Jenny Wong (6A)

I want to be \_\_\_\_\_  
when I grow up.  
I am a creative person who likes designing new styles for others.  
I work in a hair salon.

Ryan Li (6C)

My dream job is \_\_\_\_\_  
when I grow up.  
I love working with books and people.  
I lend books and other library materials.  
I keep records and buy materials.

Benson Wan (6B)

If I become \_\_\_\_\_  
I will design interesting buildings for people. I will work with builders in construction sites.

Sarah Yip (6D)

My dream job is \_\_\_\_\_  
when I grow up.  
My workplace will be in the court and I will put on a grey curly wig.  
I advise people about law.

Crystal Chan (6B)

If I become \_\_\_\_\_  
I will interview interesting people. I will collect and report news. I will write articles for the newspapers too.

John Kwok (6C)

I want to be \_\_\_\_\_  
when I grow up.  
I am interested in music.  
I can play the piano every day. I like to travel around the world and play in concerts.

Sherman Kwan (6A)

I want to be \_\_\_\_\_  
when I grow up.  
I enjoy travelling.  
I work on a plane and serve people from different countries.

Joyce Fan (6D)

## B. Follow the above examples, write your own riddle. Write at least 4-6 sentences about your dream job.

\_\_\_\_\_

\_\_\_\_\_

\_\_\_\_\_

\_\_\_\_\_

\_\_\_\_\_

\_\_\_\_\_

## \*C. Search job advertisements of your choice.

Name of the company:	_____
Job requirements:	_____
Salary:	_____
Do you want to apply for the post there?	_____
Why? / Why not?	_____

TWGHs Ko Ho Ning Memorial Primary School

2020-2021 Primary 4

Pre-lesson Worksheet (PLE Book 4A Unit 1)

Name: \_\_\_\_\_ ( )

Class: P. 4 ( ) Date: \_\_\_\_\_

## A. Watch the following video and write down the places to go and activities to do around Hong Kong.



Around Hong Kong

Days	Places to go	Activities to do
1		
2		
3		

Use your understanding of the character and your imagination to complete the profile.

## Character Profile

Draw the Prince/ Rapunzel here:

Character name: \_\_\_\_\_

### Outfit

The Prince/ Rapunzel\* always wears \_\_\_\_\_

### Skills/ Strengths

The Prince/ Rapunzel\* is good at: \_\_\_\_\_

- \_\_\_\_\_
- \_\_\_\_\_
- \_\_\_\_\_

### Fear

The Prince/ Rapunzel\* is scared of \_\_\_\_\_

Use six adjectives to describe The Prince/ Rapunzel\*:

Character traits: (Write three sentences describing The Prince/ Rapunzel using some adjectives you put down in the box above. Remember to give supporting ideas/ evidences.)

- \_\_\_\_\_
- \_\_\_\_\_
- \_\_\_\_\_



# Details of the try-out lesson

- Level: Primary 2
- Class size: 21
- Students' profile:

This is an express class consisting of 21 students with an obvious range of English ability. More than half of them pay attention in English lessons and can follow teacher's instructions. However, the learning diversity varies as some possess special educational needs, some lack parental support and some are quite weak and passive.

# Details of the try-out lesson

## Topic: 2B Unit 3 Free Time

### Learning objectives:

### Expected learning outcomes:

<b>Prior knowledge:</b>	<ol style="list-style-type: none"><li>1. Students have learned the thematic vocabulary namely the weekly activities.</li><li>2. Students have read the story once.</li></ol>
<b>Learning objectives:</b>	<b>Knowledge:</b> <ol style="list-style-type: none"><li>1. To enable students to <b><u>comprehend</u></b> the story with the help of LOT and HOT questions.</li><li>2. To enable students to <b><u>write</u></b> new ideas to the story.</li><li>3. To enable students to <b><u>comment</u></b> on others' works.</li></ol>
	<b>Skills:</b> <ol style="list-style-type: none"><li>1. To develop students' creativity through allowing them to create new ideas for the story.</li><li>2. To develop students' self-management and study skill through giving students room for their writing and sharing.</li><li>3. To develop students' communication skill through interacting with one another.</li><li>4. To develop students' information skill through the use of elearning tools.</li></ol>
	<b>Attitude/ Value:</b> <ol style="list-style-type: none"><li>1. To learn to appreciate and respect one another's ideas.</li><li>2. To nurture students' positive emotions and relationship with their peers.</li></ol>

# Details of the try-out lesson

- Differentiated instructional strategies used/ Roles of Reciprocal teaching :
- Questioners

## After first reading

**2A. Design 1-3 questions to help your classmates know more about the story. (\*)**

1. Q: _____
A: _____
2. Q: _____
A: _____
3. Q: _____
A: _____

### **Examples: 5WHs1H**

What can \_\_\_ do?

What does \_\_\_ do on \_\_\_?

Where does \_\_\_ go on \_\_\_?

What is the meaning of / a

What does 'it' / 'they' / 'you'

**2B. Design 2-5 questions to help your classmates know more about the story. (\*\*\*)**

<u>Questions and Answers</u>	<u>Page / Line</u>
1. Q: _____ A: _____	
2. Q: _____ A: _____	
3. Q: _____ A: _____	
4. Q: _____ A: _____	
5. Q: _____ A: _____	

### **Examples: 5WHs1H**

What is the meaning of / another word for \_\_\_?

Why do they \_\_\_?

What does 'it' / 'they' / 'you' (in line x) refer to?

Can \_\_\_ play / do \_\_\_? How do you know?

Your own design of questions.

# Details of the try-out lesson

## Lesson flow/ teaching steps/ activity highlights

### Before reading

#### 1. Complete the guesses by circling / writing.

Before reading: I guess...	After reading: My guesses are ✓ / x
1. The Superheroes <u>will get</u> / <u>will not get</u> the Supercar.	
2. The Superheroes are both free on _____. Monday / Tuesday / Wednesday / Thursday / Friday / Saturday / Sunday	
3. The Supercar can <u>run fast</u> / <u>fly</u> / <u>swim</u> / <u>cook</u> / <u>sing</u> / <u>dance</u> .	
4. The Superheroes are <u>sad</u> / <u>pleased</u> / <u>angry</u> when they see the Supercar.	
5. Great Girl and Super Boy will _____ together at the end of the story.	

### After first reading

#### 2A. Design 1-3 questions to help your classmates know more about the story. (\*)

Questions and Answers	Page / Line
1. Q: _____ A: _____	
2. Q: _____ A: _____	
3. Q: _____ A: _____	

#### Examples: 5WHs1H

What can ____ do?	Why is _____?
What does ____ do on ____?	What do _____ do?
Where does ____ go on ____?	How do _____ do _____?
What is the meaning of / another word for ____?	Can ____ _____?
What does 'it' / 'they' / 'you' (in line x) refer to?	Who do _____ do _____?

#### Questions for Chap 3 by students

By Jaimie

1. What does Super Boy do on Tuesdays?  
He has piano lessons on Tuesdays.
2. What does Great Girl do on Thursdays?  
She studies with her tutor on Thursdays.
3. What does Super Boy do on Fridays?  
He goes to Cub Scouts on Fridays.
4. What does Great Girl do on Sundays?  
She goes to church on Sundays.

By Yoyo

1. What can Dr K's Amazing Supercar do?  
It can run fast, fly and swim.
2. Why is Super Boy not free on Tuesday? ...Cub
3. What does 'they' (line 20) refer to?  
'they' refers to Super Boy and Great Girl.

### After reading

3B. Doctor K tells the Superheroes that the Supercar can do a lot of things. \_\_\_\_\_ design a new leaflet for Doctor K. (\*\*\*)

### Doctor K's Amazing Supercar Perfect for superheroes

◇ It is fast!



◇ It can fly!



◇ It can swim too!



◇

◇

◇

With this car, you can ...

1. \_\_\_\_\_
2. \_\_\_\_\_
3. \_\_\_\_\_
4. \_\_\_\_\_

### After writing

1. Post your writing to the class e-learning platform
2. Read others' designs
3. You can use the following words/ sentences to give comments

1. I like your design.
2. Your design is funny/ creative/ interesting/ amazing/ awesome/ _____.
3. I think Dr K will / will not like your design because ...
4. I want to give you 1 ... 10 marks because ...
5. I enjoy reading your writing because ...
6. Your own ideas

# Students' work & performance

30 • 22 • 2mo

## New leaflet design for Dr K's Supercar

1. Post your leaflet. 2. Read 1-2 designs of others. 3. Give comments to your classmates.

Anonymous 2mo  
Coco (13)2B

2

Anonymous 2mo  
Love your idea 🥰🥰🥰

Add comment

Anonymous 2mo  
Yoyo (14)2B 🥰

3

Add comment

Anonymous 2mo  
Hayden

2

Anonymous 2mo  
Very good (Hayden)

Add comment

Anonymous 2mo  
Hayley

3

Anonymous 2mo  
Very good (Hayden)

Add comment

Anonymous 2mo  
Wong Sum Yi Sammi

4

Anonymous 2mo  
Good for Coco

Add comment

Anonymous 2mo  
Andrew Ng

4

Anonymous 2mo  
Good for Coco

Add comment

Anonymous 2mo  
Liu Ho Yin

6

Anonymous 2mo  
Bowen

Add comment

After second reading

3A. Doctor K tells the Superheroes that the Supercar can do a lot of things. Design a new leaflet for Doctor K. (\*)

**Doctor K's Amazing Supercar**  
Perfect for superheroes

- It is fast!
- It can fly!
- It can swim too!
- It can cook.
- It can work.
- It can dance.

With this car, you can

- catch mosquitoes.
- find dolphins in the sea.
- go to the park.
- finish the work quickly.

Come and see the car at Dr K's office.

It can... dance sing cook spin eat rubbish

**Doctor K's Amazing Supercar**  
Perfect for superheroes

- It is fast!
- It can fly!
- It can swim too!
- It can sing a good song.
- It can go school fast.
- It can eat bad people.

With this car, you can

- catch bad people.
- find a bad people.
- go to the school.
- It can be a box

Come and see the car at Dr K's office.

It can... dance sing cook spin eat rubbish



# Reflections and Way Forward

1. Provide sufficient and appropriate aid to each ability level of students
2. Allow room for creativity + constructive feedback / feedforward
3. Scaffold the teaching of giving peer feedback
4. Make reciprocal teaching step by step
5. Teacher training