



教育局資訊科技卓越中心

保良局朱正賢小學

有效使用學習管理系統
及平板電腦應用程式
促進小學的學與教

2015年10月5日


移動學習工具??





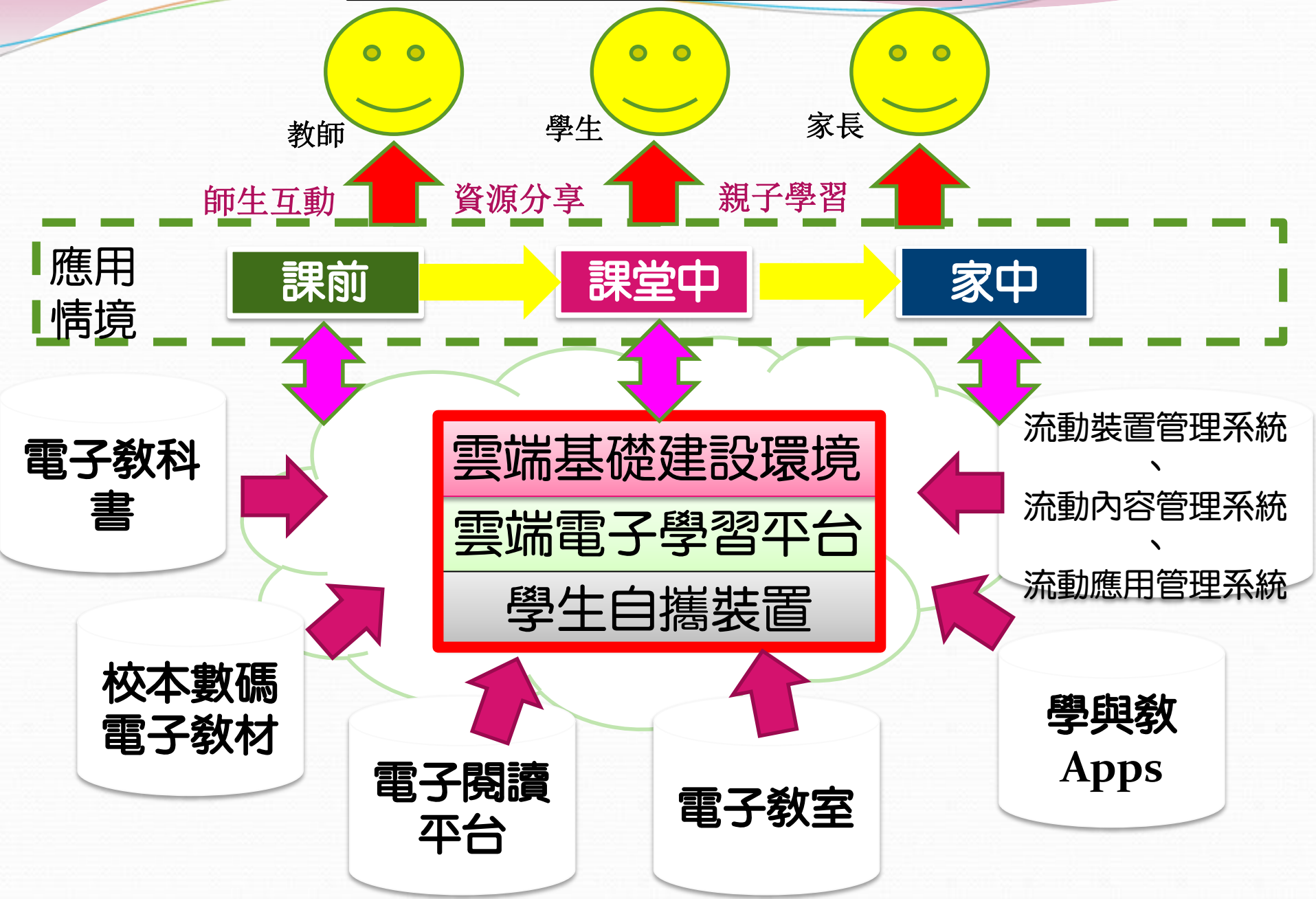
自主學習

BYOD



落實自攜裝置方案
建立雲端學習社群

雲端電子學習平台願景



周詳的
發展計

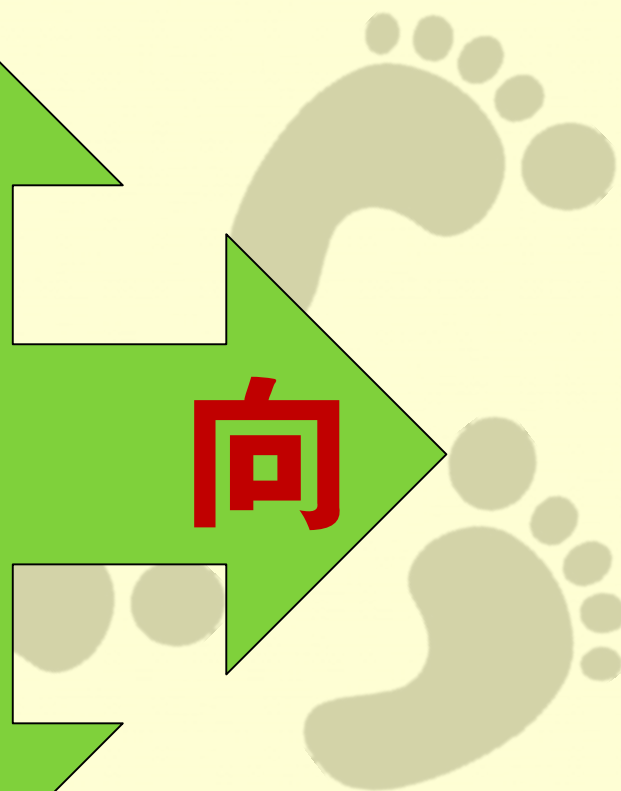
釐

方

向

清

BYOD



正賢資訊科技發展

電子書



BYOD



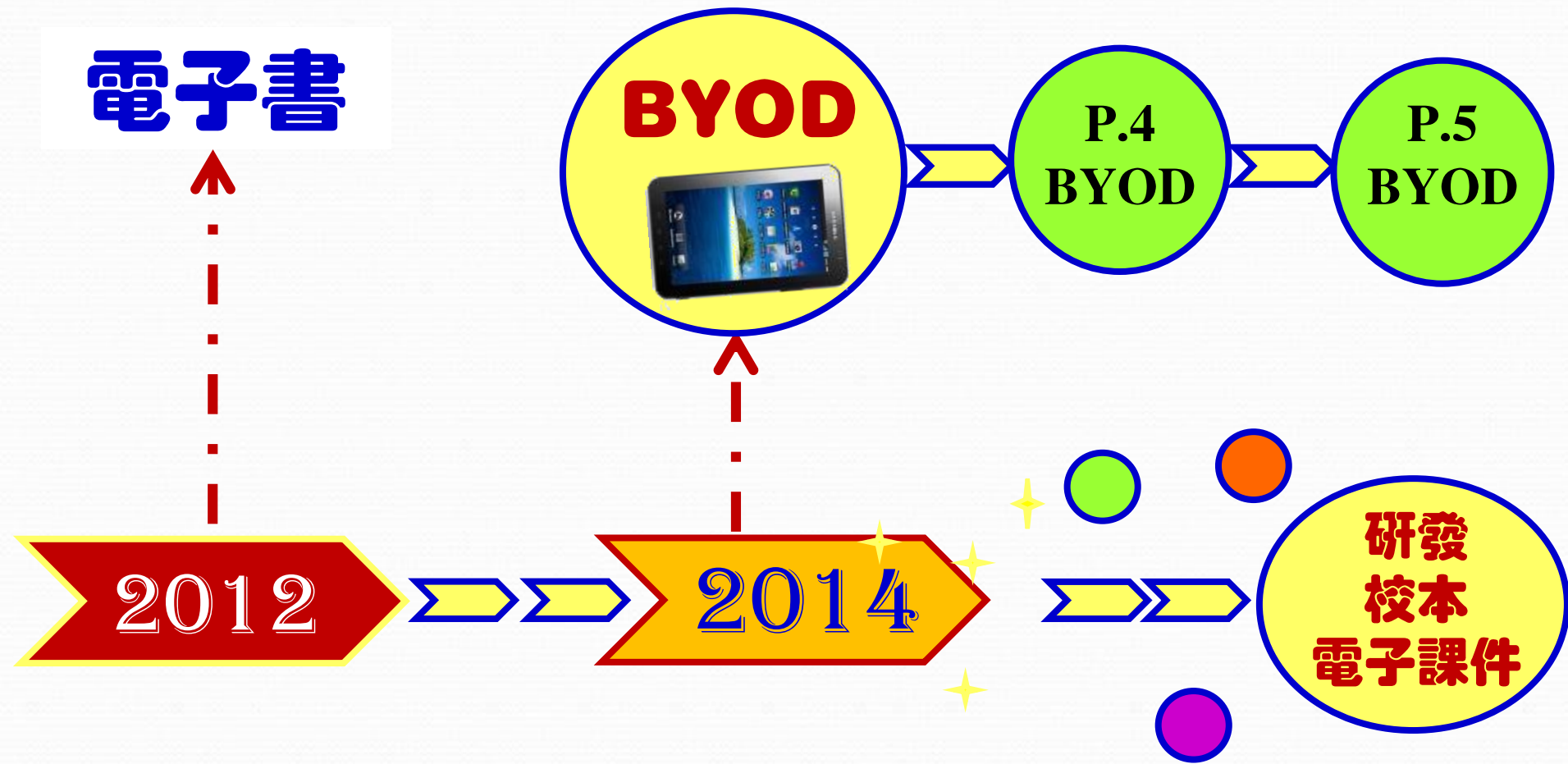
P.4
BYOD

P.5
BYOD

2012

2014

研發
校本
電子課件





難點具體化



學習難點



資訊科技

照顧學生學習需要

不受時間環境限制

課程

學習活動

電子學習平台 -- 教師課件設計

 Courses 

[CHI_P4_001]
自習篇章《愛心襪》


[Drawing]
Drawing01


[mc0001]
P3多元智能激答大賽_3A


[mc0002]
P3多元智能激答大賽_3B


1. 教學單元 / 單元活動


2. 學習活動


 P4-29-9-Lesson


 P4-21-9-Lesson


 Getting into our community


 4D - Getting Around

 4C - Getting Around


 4B - Getting Around

 4A - Getting Around


 Getting Around


 Getting Around


Sort Topic

 Add Topic


Join Code: NN3449

 Settings


 Course News




A "Drawings" activity named Writing about my partner was posted on P4-29-9-Lesson.
Fri, 25 Sep 2015, 10:13 AM




A Quiz named "Comparative or Superlative" was posted on P4-29-9-Lesson.
Fri, 25 Sep 2015, 11:14 AM



A Peer Review named "Peer Review" was posted on P4-29-9-Lesson.
Fri, 25 Sep 2015, 10:14 AM




A "Drawings" activity named How can you get to the activity room from the classroom? Draft the route and give the directions. was posted on 4D - Getting Around.
Thu, 14 May 2015, 4:27 PM



A "Drawings" activity named Draft a route and give the directions. was posted on 4C - Getting Around.
Thu, 14 May 2015, 4:13 PM









英文科 (Getting Around) — Brainstorming

Student interface

 Places in the street.

現在的問題

Think about as many different places as you can. Put the names of the places into the boxes according to the starting alphabet.

<div>A, B, C, D</div> <div>每次輸入一個答案 30 </div> <div><hr/><hr/><hr/><hr/><hr/></div>	<div>E, F, G, H</div> <div>每次輸入一個答案 30 </div> <div><hr/><hr/><hr/><hr/><hr/></div>	<div>I, J, K, L</div> <div>每次輸入一個答案 30 </div> <div><hr/><hr/><hr/><hr/><hr/></div>	 
<div>M, N, O, P</div> <div>每次輸入一個答案 30 </div> <div><hr/><hr/><hr/><hr/><hr/></div>	<div>Q, R, S, T</div> <div>每次輸入一個答案 30 </div> <div><hr/><hr/><hr/><hr/><hr/></div>	<div>U, V, W, X, Y, Z</div> <div>每次輸入一個答案 30 </div> <div><hr/><hr/><hr/><hr/><hr/></div>	

英文科 (Getting Around) —Brainstorming

Teacher interface

Places in the street.

Choose Activity ☒ Allow Submit ☒ Show Submit 14 [Help](#)

A, B, C, D	E, F, G, H	I, J, K, L
<p>car park department store</p> <p>convenience store</p> <p>abredeen dempartment bakery contry park</p> <p>convenice store clinic apple</p> <p>disney country park bakrey</p> <p>barkey</p>	<p>health and beauty store</p> <p>hospital egg fire helat</p> <p>fire station</p> <p>free hotel</p> <p>healthy and beauty store</p>	<p>left</p> <p>ice-cream shop</p> <p>libary</p>
M, N, O, P	Q, R, S, T	U, V, W, X, Y, Z
<p>mai po</p> <p>pet shop next peak ocen park</p> <p>mtr station park news-stand</p> <p>market post office office</p> <p>museum police station</p>	<p>supermarket</p> <p>super market swimming pool</p> <p>opposite school train station supermaket</p> <p>sports centre</p> <p>restaurant queen right station</p> <p>snack bar shopping centre</p>	

List View
Pie Chart

數據處理一方塊圖




找不同

這兩個圖很相似，請在圖B圈出它們的不同之處。

圖A

3B班學生喜愛的水果

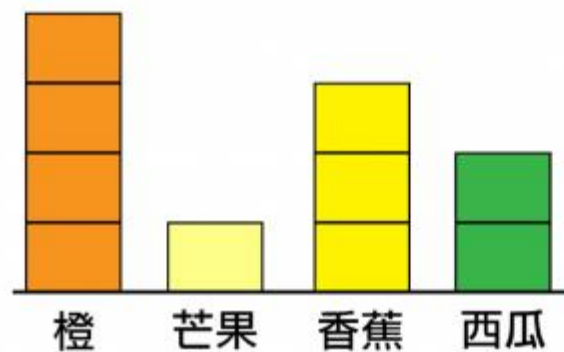
每個 😊 代表1人



圖B

3B班學生喜愛的水果

一方塊代表1人



數據處理—方塊圖



現在的問題

挑戰題：上星期哪班學生最準時上學？請說明原因。

Answers

每次輸入一個答案

30

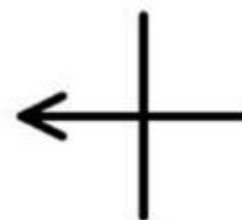


圖形與空間—方向



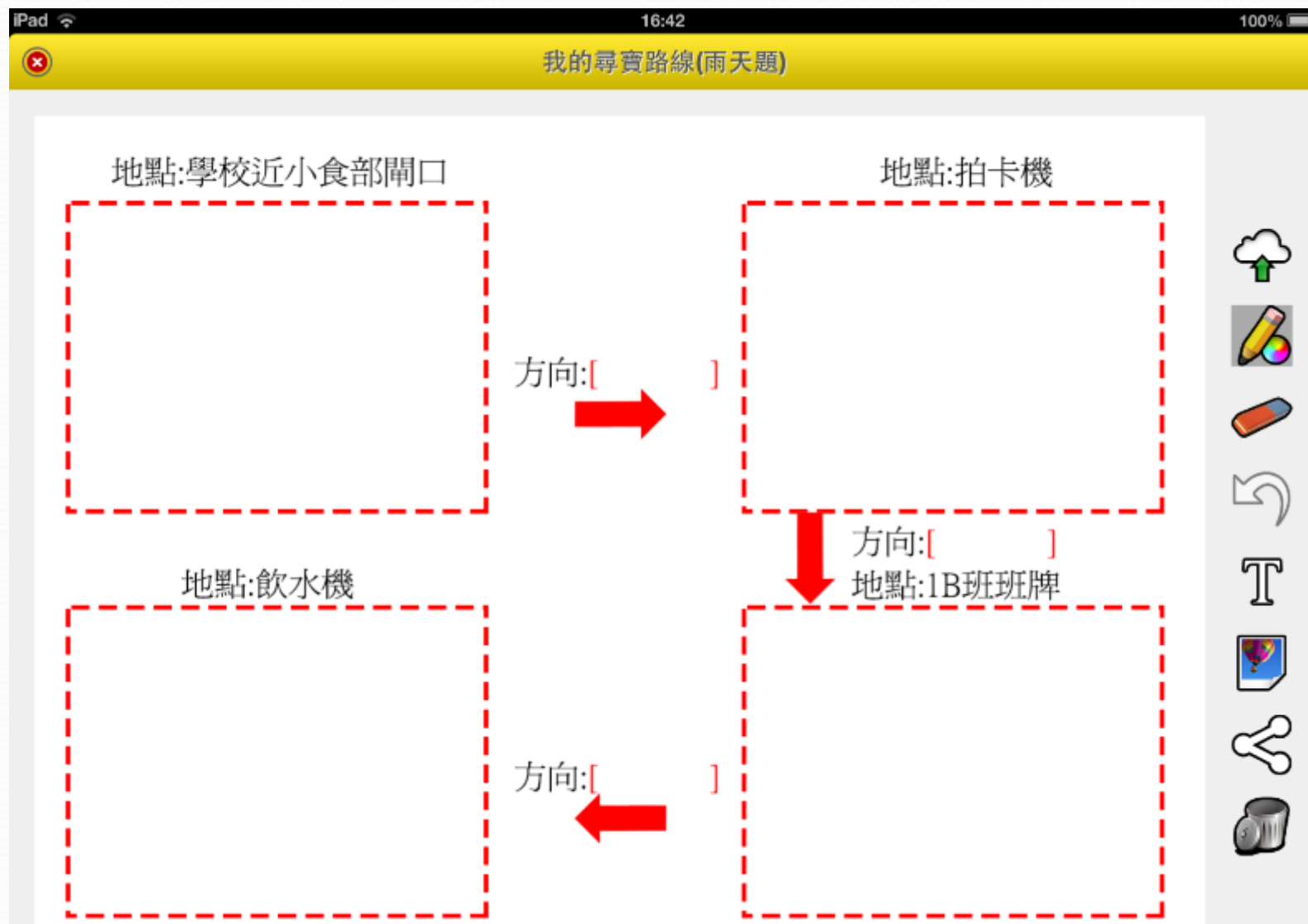
問題二

池塘在桌子和椅子的 _____ 方。



圖形與空間—方向

製作路線圖




英文科 (Getting Around) — Activation of prior knowledge

Giving directions

D Read the picture.

Giving directions

1. _____ the MTR station.



問題描述

1: 未完成

問題描述

2: 未完成

問題描述

3: 未完成

問題描述

4: 未完成

問題描述


5: 未完成

問題描述

6: 未完成

問題描述

英文科 (Getting Around) — Activation of prior knowledge

 Giving directions

1 _____ the MTR station.

1M

A Walk straight ahead

B Walk across

C Go out of

D Turn right into

E Turn left into


A ☐

B ☐

C ☐

D ☐

E ☐



問題描述
1: 未完成
問題描述
2: 未完成
問題描述
3: 未完成
問題描述
4: 未完成
問題描述
5: 未完成
問題描述
6: 未完成
問題描述

Choose Activity

✓ Allow Submit

✓ Show Submit

16

▶ Help

Search



Class Stat

✓ Show Absent

1 2 3 4 5 6 7 8 9

1



Students

Score Chart

1 2 3 4 5 6 7 8 9



plkcjy21

9



1 1 1 1 1 1 1 1 1



plkcjy23

9



1 1 1 1 1 1 1 1 1



plkcjy24

9



1 1 1 1 1 1 1 1 1



plkcjy25

9



1 1 1 1 1 1 1 1 1



plkcjy26

9



1 1 1 1 1 1 1 1 1



plkcjy27

9



1 1 1 1 1 1 1 1 1



plkcjy28

9



1 1 1 1 1 1 1 1 1



plkcjy29

9



1 1 1 1 1 1 1 1 1



plkcjy30

9



1 1 1 1 1 1 1 1 1



plkcjy31

9




1 1 1 1 1 1 1 1 1

同儕互評

Peer Review



 Draft a route and give the directions. 



同儕互評

Peer Review



1. Go out of the 4c classroom. Turn left. Go straight ahead.



3. Go straight ahead.



2. Go downstairs into the fourth floor.



4. The activities room is on your right. It is next to the 2B classroom.

Nickname:



excellent work



Good photos



Good photo! Excellent work!




Good photo!

Course : 4C - Getting Around
Topic : P4_ENGLISH
Student : plkcjy31


★ Rating : 4.20


英文科 (Order of Adjectives)— Post-reading: Student's reflection





現在的問題

How do you feel?



 00:00

播放提交?

現時並未有已錄聲音。

流動裝置管理系統(MDM)

Class - Interactive Class x

portal.iclass.hk/mdm/

Hei

Device Management

CHAN HIU YEU...	CHAN SIN HANG	CHAP KIN CHE...	CHENG WING T...	CHEUNG MAN...
CHEUNG MING...	CHU WING TU...	KWOK SUM YU...	LAI HIU YEUNG	LAM KEANIE
LAU CHUN WING	LAU KAI KIT	LAW CHIN YU	LAW YAT HANG	LEE SZE WAI
LEUNG CHING...	LO KWAN CHI...	LUI KIT HEI	MAK KING WAI	NG CHUN FUNG
NG HIU TUNG	NGO CHEUK HEI	Ng Wing Suet	PUN TSZ KI	SO TSUN LOK...

Settings

Group: Class 4C

Device: All Devices

Airplay: iTools[CR505]

Apps

Please select an application below

A green arrow points from the 'Device Management' section to the 'Apps' section. Two blue arrows point to the 'Group' and 'Airplay' settings.

使用平板腦應用程式

互動課堂系統

Google Classroom



#019 Learning Objective: Classify the Planets in the Solar System DUE MAR 3

[RETURN](#) [EMAIL](#) [FOLDER](#) [View student assignments in Google Drive](#)

<input type="checkbox"/>	Students	Status	Grade	Points
<input type="checkbox"/>	[Student Avatar]	LATE	No grade	100
<input type="checkbox"/>	[Student Avatar]	LATE	No grade	
<input type="checkbox"/>	[Student Avatar]	DONE (LATE) Mar 18, 9:20 AM See submission history	No grade	

#019A Solar System - Julia C Lopez

[Add private comment...](#) [Give feedback](#)

使用平板腦應用程式

互動課堂系統



pingpong



Teacher Dashboard

Room Code: ROOM: fc553be4

of students logged in

Start a Quiz that you have already created or imported

Space Race - quizzing with a fun, competitive edge!

Quick Question - MC, TF, or SA questions with dynamic live results!

Exit Ticket - quickly assess your students' understanding with 3 short questions

Manage Quizzes

Select "Manage Quizzes" to Create, Edit, Import, Duplicate or Delete quizzes, and view past Reports



使用平板腦應用程式

Content Apps

VS

Process Apps

使用平板腦應用程式

Process Apps



popplet

log in

sign up for free!

What is Popplet?

Popplet is a place for your ideas.



Create Galleries

Super Simple.

Super Smart.


Super Fun.

Share Popplets and Collaborate in Realtime.

Popplet for iOS...



People love Popplet.



my popplet

view all

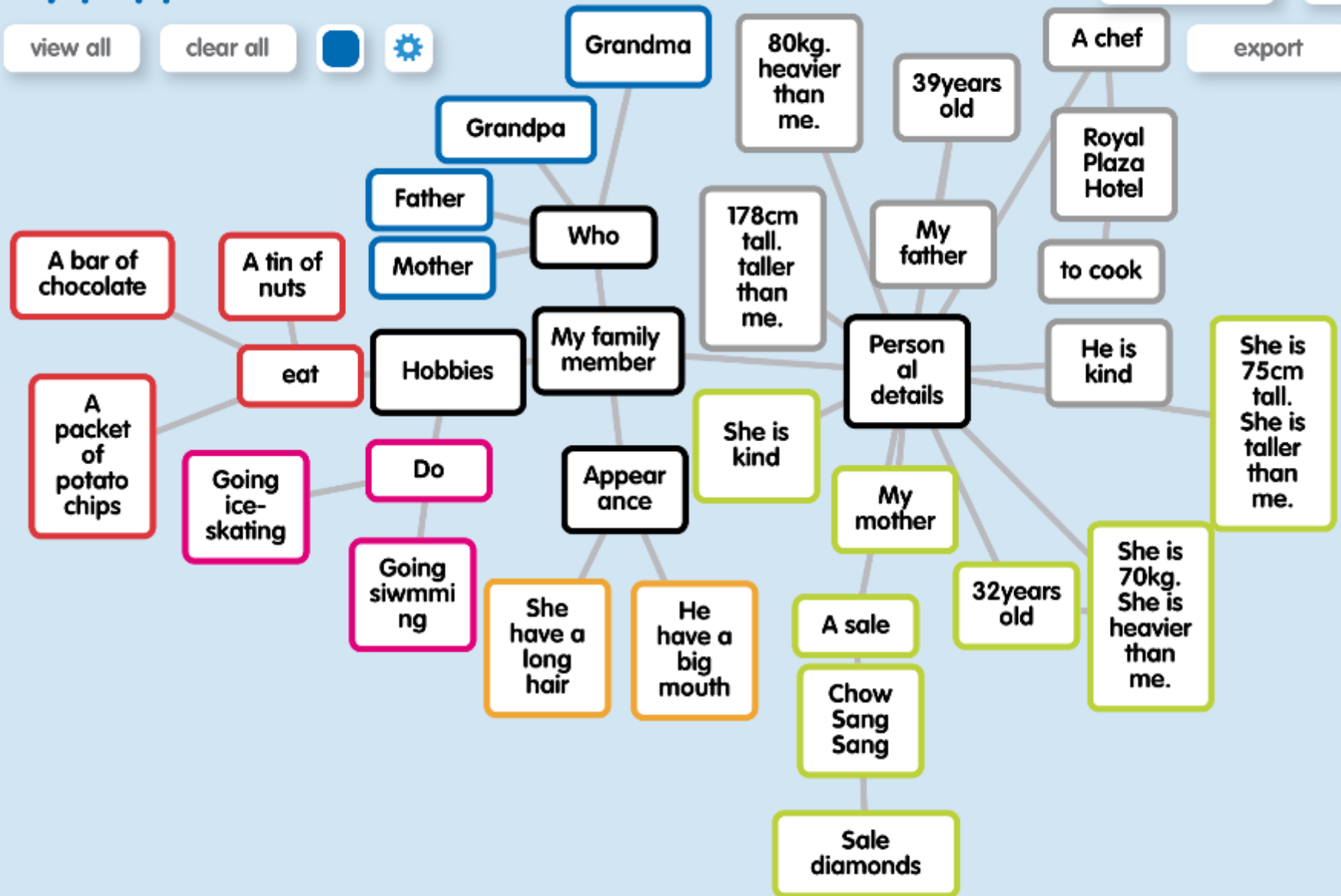
clear all



more popplets

?

export



Visiting Hong Kong

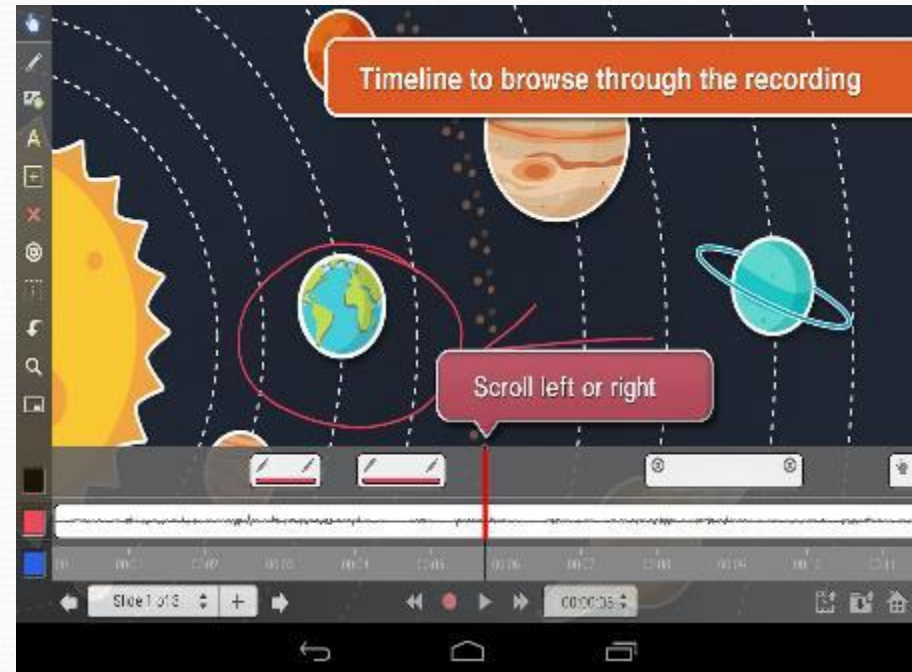
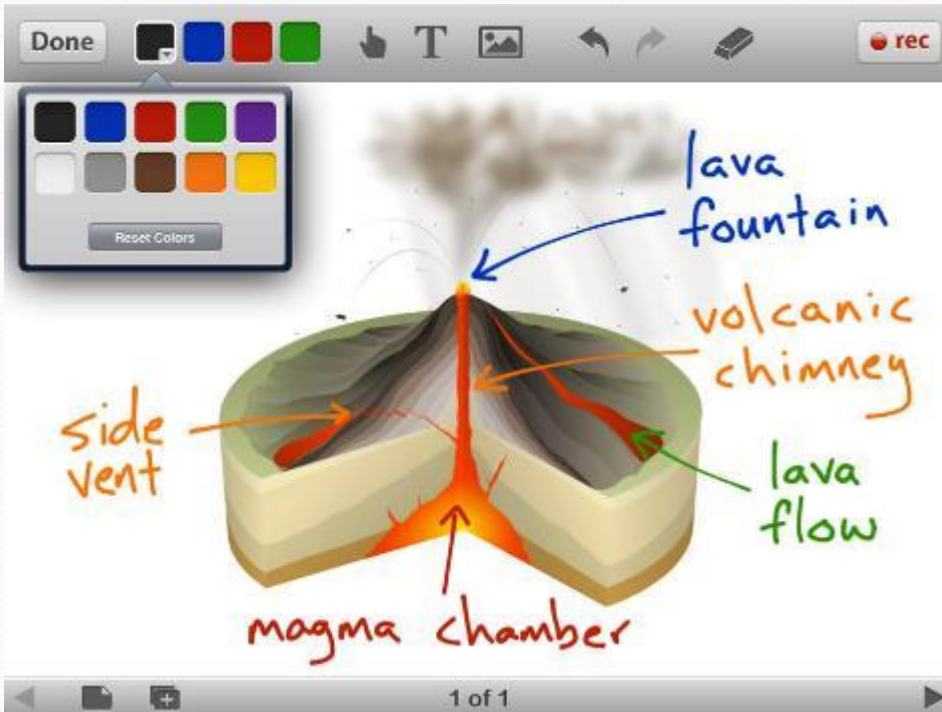


English

4cl3 Law Chin Yu

使用平板腦應用程式

Process Apps



聯絡我們

保良局朱正賢小學

高凱聯副校

郭靜妍主任



學校電話： 2646 9181

學校網址： www.plkcjy.edu.hk