

電子學習的技術支援及 自攜裝置的推行策略

HKCCCU Logos Academy



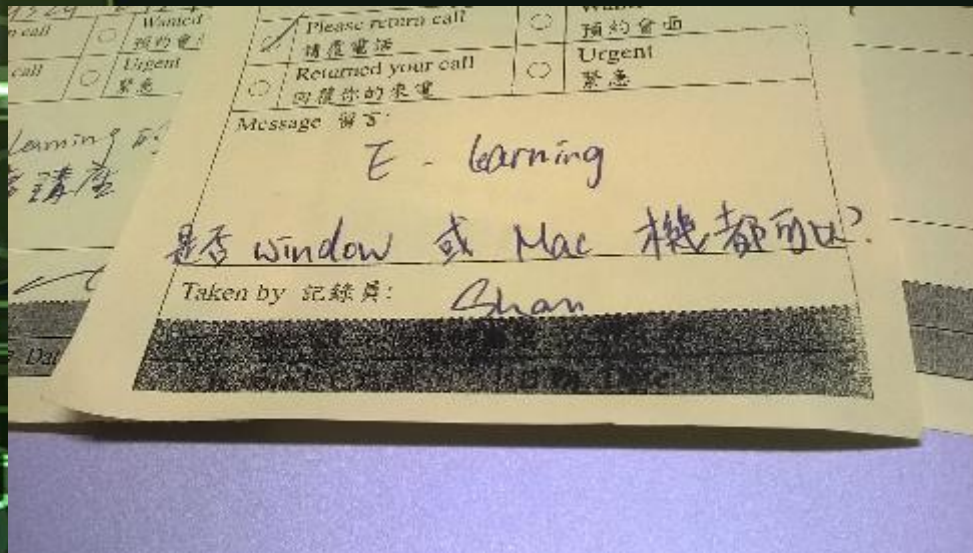
Eric Chan/Rainice Ko



Focus on Promoting e-Learning

Device selection?

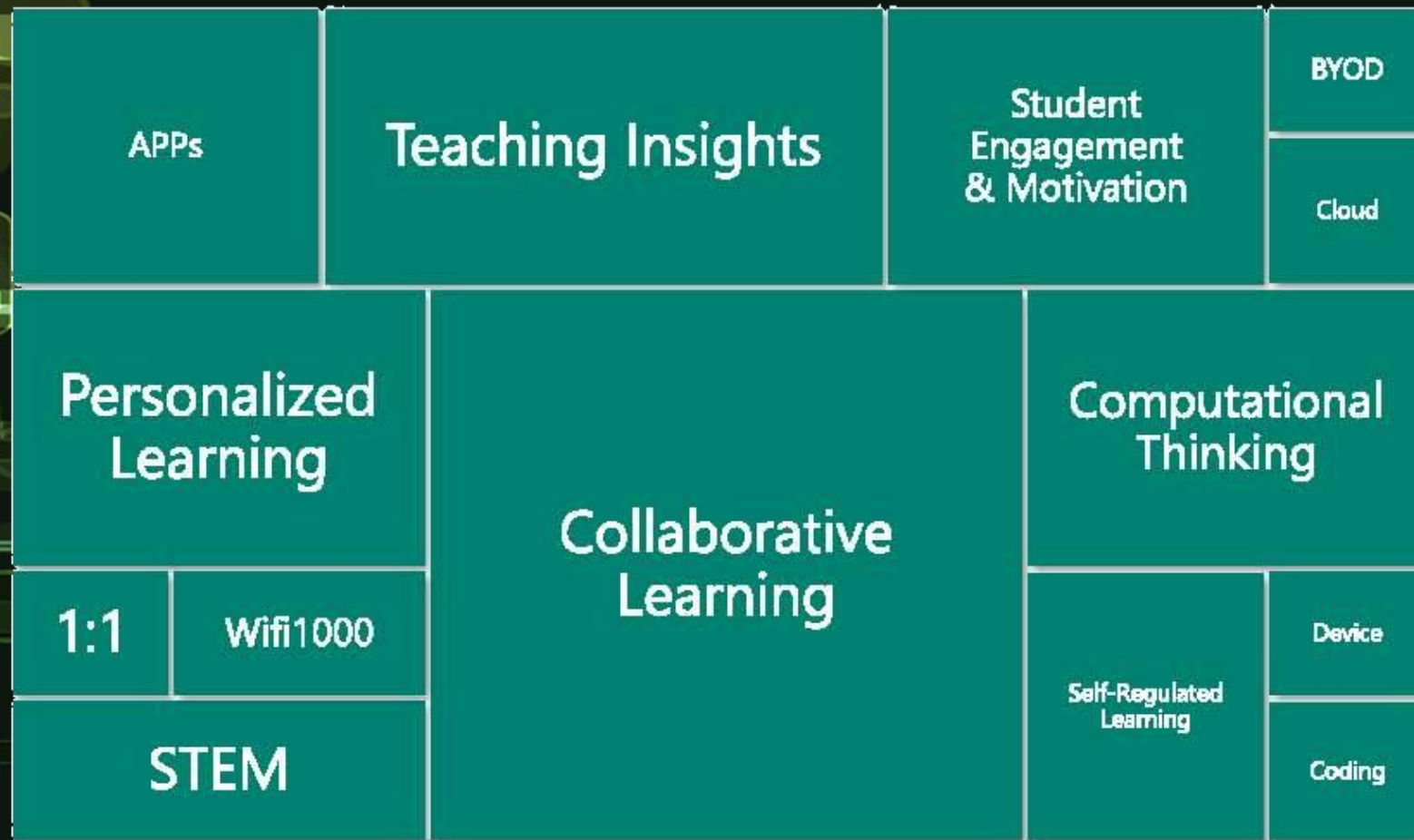
Learning Focus?



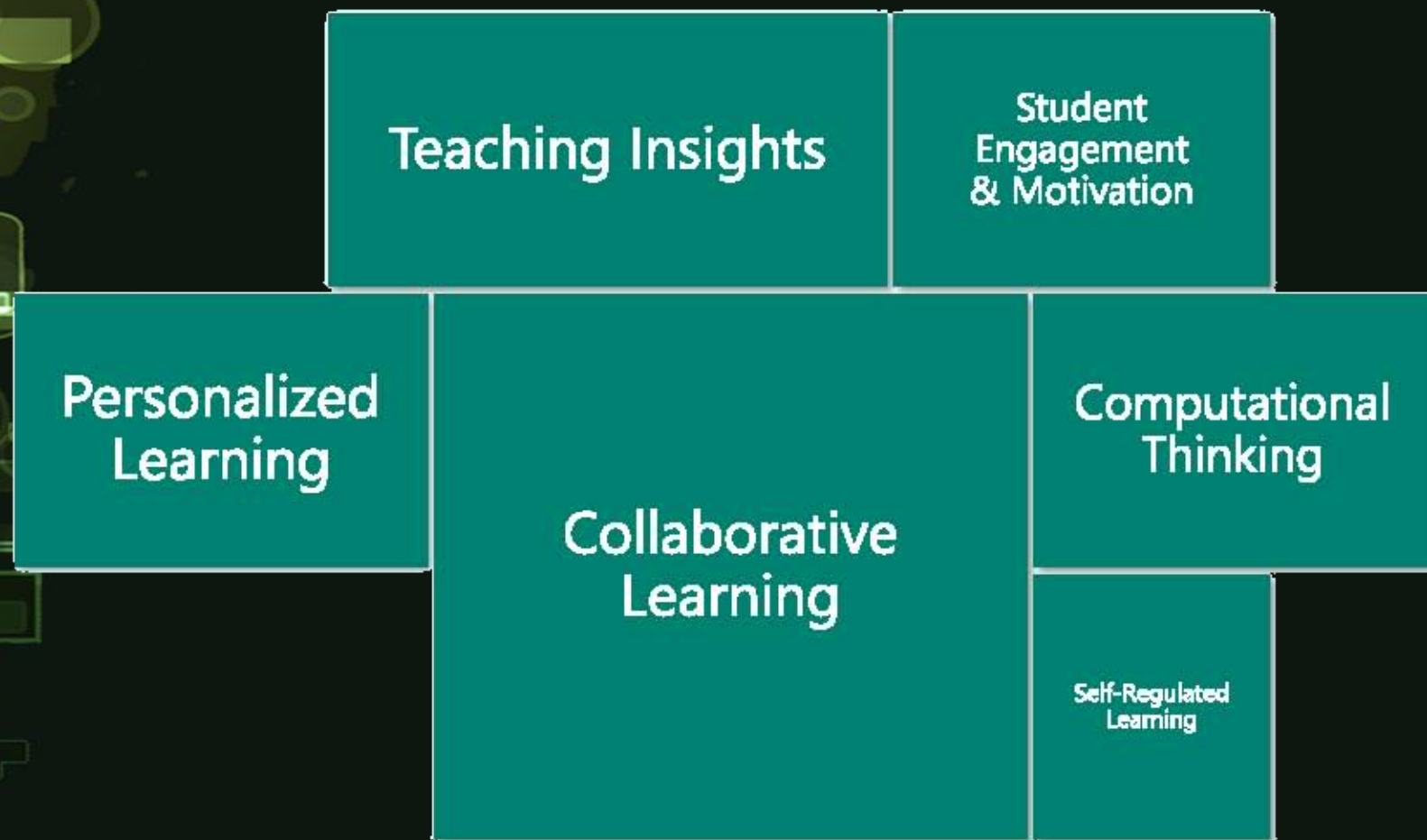
The background features a complex, abstract digital graphic on the left side. It consists of numerous glowing, semi-transparent lines and shapes in shades of green and blue, resembling a circuit board or a network diagram. These elements are layered and overlap, creating a sense of depth and movement. The rest of the background is a solid, dark green color.

e-Learning & ITE4

eLearning: Back to Basics



eLearning: Back to Basics



eLearning: Back to Basics

Teaching
Insights

Personalized
Learning

Collaborative
Learning

Self-Regulated
Learning

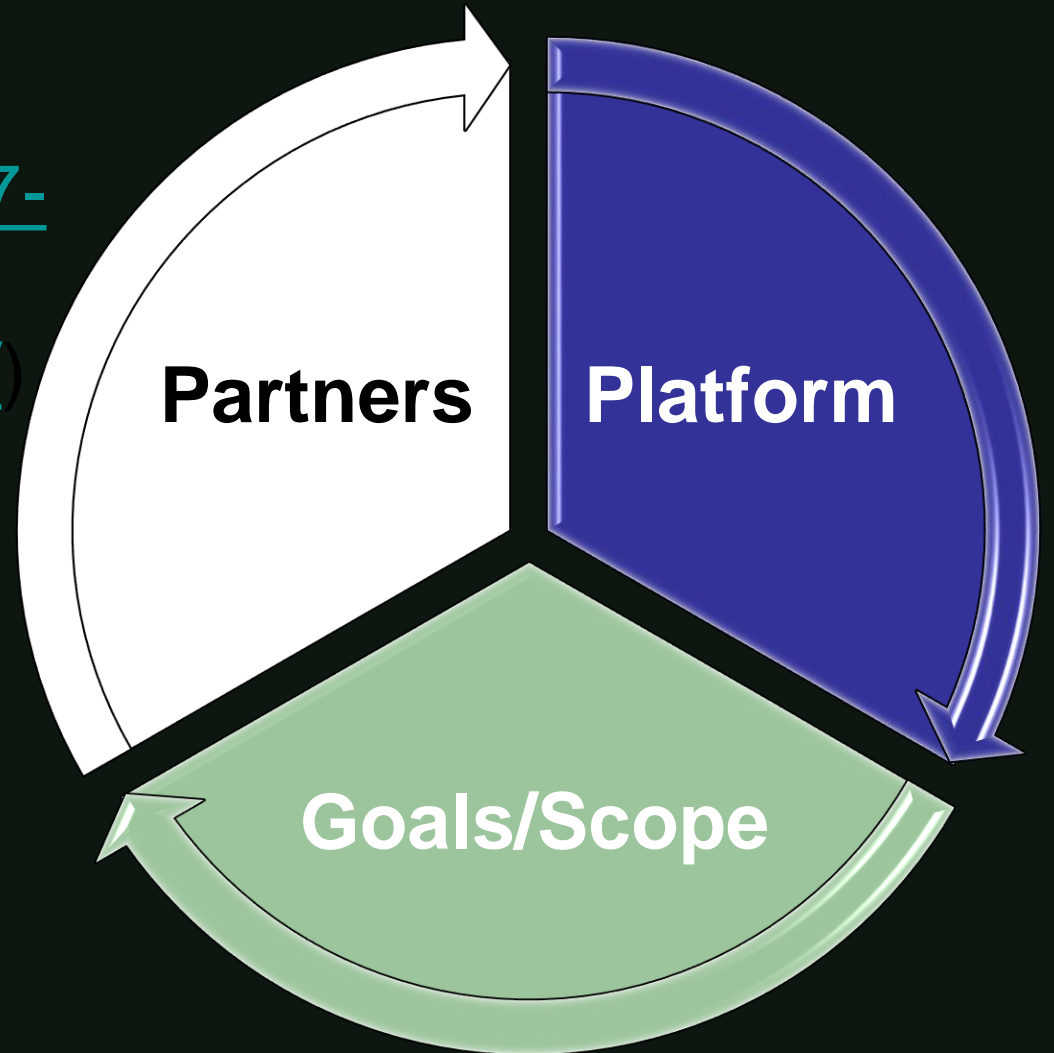
Computational
Thinking

Student
Engagement
& Motivation

7 Key Steps to Successful e-Learning Implementations

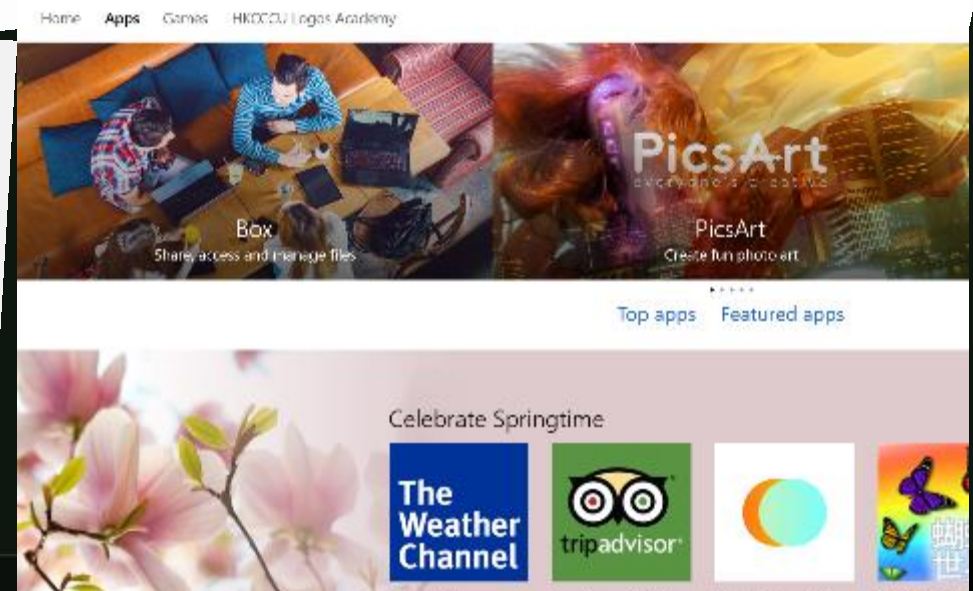
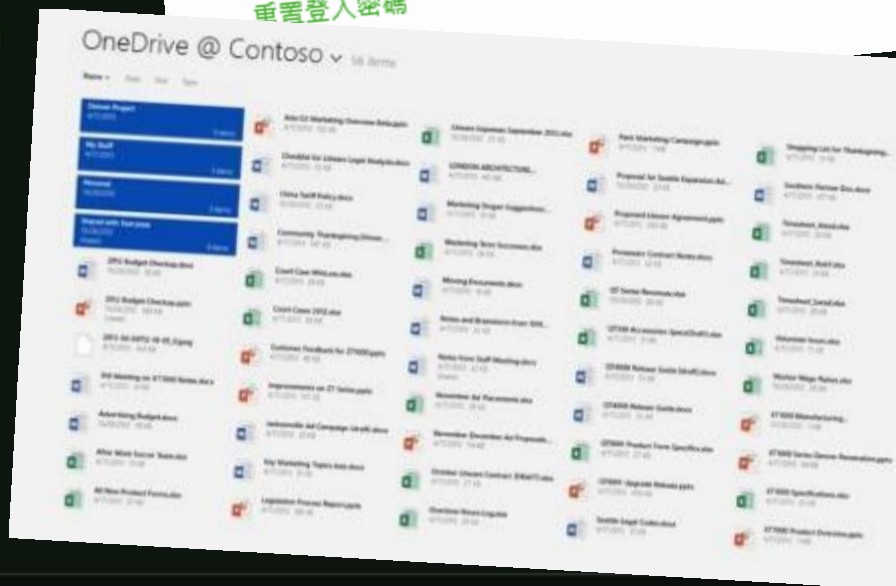
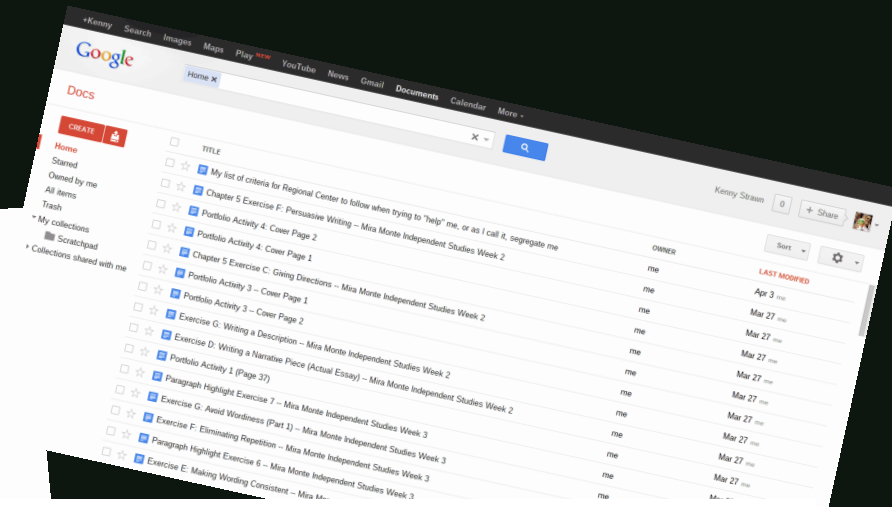
(Learn Dash -

<http://www.learndash.com/7-key-steps-to-successful-elearning-implementations/>)



Technical problems on our teaching

- Login
- Content Management
- Apps



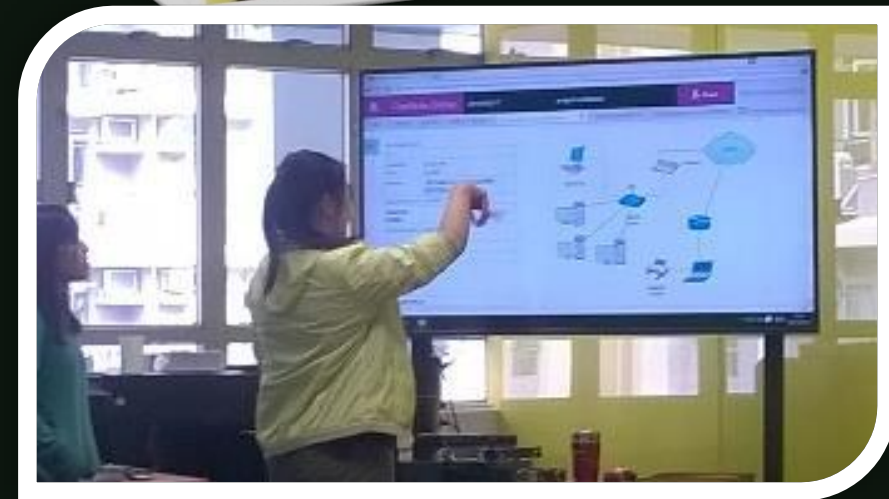
Progress on BYOD adoption

- In Feb 2014, define UAP on BYOD program.
- One ICT class has taken part in pilot scheme.
- In 2016, a e-school bag program has been launched in P3(DS1).



Promoting Personalized and collaborative learning environment

- Use of Office 365 to run collaborative activities with share folders, common notebook
- During PBL, students research reference could be shared on their common notebook and track their progress
- Common notebook will be used as individual working space, teacher notes and common working area



Work with OneNote 2016 – Students'

OneNote Online 2016 MS2 IT Project notebook Share

FILE HOME INSERT VIEW PRINT Tell me what you want to do OPEN IN ONENOTE GIVE FEEDBACK TO MICROSOFT Saved

Notebooks Find on this Page (Ctrl+)

Section Page

Planning Floor plan


Layout and center Software

Other Furniture Hardware


Furniture

Tuesday, November 3, 2015 9:11 PM

Leather sofa (blue)
215cm(width)x94cm(length)x57cm(height)
\$4990
Leather-->easier to take care than cloth




Side Table (White)
118cmx78cmx45cm
\$399.9




CHAIR

YU SI

sink bowl
45cmx39cmx18cm
\$290




Kichen tap
16cm
\$199



YU

Lack
110cmx26cmx5cm
\$77
lack instead of shelf-->space, cheaper(?)
quantity: 6



Learning Tools





檔案

常用

插入

繪圖

歷程記錄

校閱

檢視

Learning Tools



Immersive Reader

Dictate

Settings Update

Beta Feedback

Tools

Settings

Feedback

HKCCCU Logos Academy
English Language - DS_1
2016-17 Term 1

Late

Absent
(Date)

Grade

Student Name: _____ Class: DS_1 () Class No: _____
 (Given Name) (Surname)

Date of Work: _____ Classwork / Homework (____ / ____)

Guide Dogs

Reading Comprehension

Guide dogs are a big help to people who are blind. A guide dog helps its owner who cannot see to cross the street and do many other things. However, it is not easy to become a guide dog.

Things a dog must do to get the job:

1. When the dog is a puppy, trainers watch the dog to make sure it is friendly and calm.
2. For one year, the dog goes to live with a family. The family teaches the

+ Add Page

WS01_Grammar_gerund
 WS02_Proofreading_Tenses
 WS03_Present simple and present continuo
 WS04_Proofreading_Tenses
 WS05_Past Simple
 WS06_Mixed Tense
 WSR01_Guide Dogs
 WSR02_Last Minute Rescue_vocab
 WSR03_Last Minute Rescue_comp
 WSR04_Last Minute Rescue_prep

WSR01_Guide Dogs

2016-2017 DS1S Eng Notebook > _Teacher Only > WS

Guide dogs are a big help to people who are blind. A guide dog helps its owner who cannot see to cross the street and do many other things. However, it is not easy to become a guide dog.



Comprehension

Syllables

Nouns

Verbs

Adjectives



Comprehension

Syl-la-bles

Nouns

Verbs

Adjectives



Voice Speed



Text Size

A[▼]

A[▲]

Spacing

AV

A V

Font

Calibri



Dark Theme



On

HKCCCU Logos Academy
English Language - DS_1
2016-17 Term 1

Student Name: _____ Class: DS_1
(Given Name) (Surname)

Date of Work: _____ Classwork / H

Present Simple and Present Continuous Tense

Present Simple				
a) Affirmative sentences				
Subject	Verb to be	Verb to do	Verb to have	
I	am honest.	like cheese.	have lunch at 1pm every day.	Subject
You We They	are honest.			I
				You We They

Distribute Pages to 2016-2017 DS1S Eng Notebook ✕

Students | Student Groups | Student sections:

- 01 Javier CHAN Pak Kin
- 02 Alden CHAN Tsun Hong Alden
- 03 Charlotte CHAN Tsz Chin Charlotte
- 04 Natalie CHAN Wing Yee
- 05 Marcus CHUNG Che Chung
- 06 Ryan CHUNG Yat Long
- 07 Hayden FUNG Hei Chit
- 08 Carlson HUNG Pak Ho
- 09 Alvin KOO Tsz Ting
- 10 Pai KWAN Chung Yiu
- 11 Tobey KWOK Hoi Tung
- 12 Ayumi KWOK Hong Ching
- 13 Wing LAM Chun Wing
- 14 LAM Hei Tung
- 15 Hilda LUI Hiu Ching
- 16 Bree LUI Ho Lam
- 17 Lucy REN Ka Wing
- 18 Ryan SIN Pak Long
- 19 Jenkin SIU Tsz King
- 20 Joshua SY Chun Lok

Student sections:

- AFL
- List
- Starter
- Unit 1
- Unit 2
- Unit 3
- Unit 4

To individualize distribution, select the student(s) or student group(s) to receive a copy of the page.



<http://esl-lab.com/ramfiles/schedule.wax>

<https://forms.office.com/Pages/ResponsePage.aspx?id=YLDhTJo4GE2kF9O0I7RUKJk6N2DD9NxCn2Gxt4HY5n9URFZKQk5DRjY0NU1U05LVU5TMDFNMy4u>

1. Daily Schedule DS1S

嗨 fungkp@logosacademy.edu.hk · 送出此表單後 · 擁有者將可以看到您的名稱和電子郵件地址。

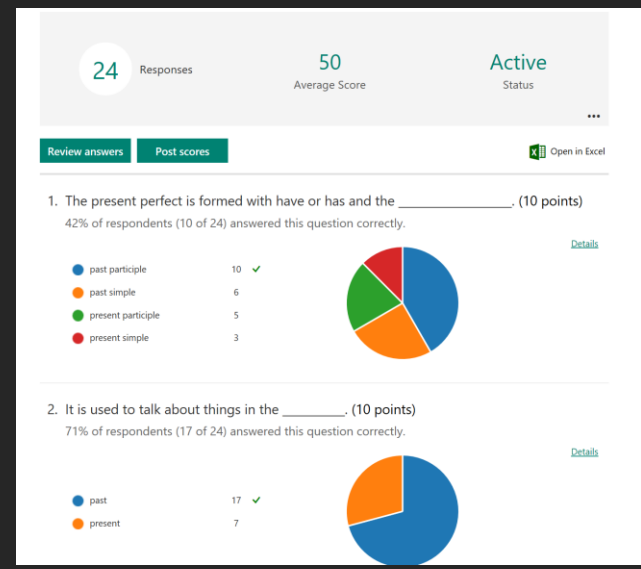
* 需要答案

1. What time does the man get up? * (10 分)

- at 5:00 a.m.
- at 7:00 a.m.
- at 6:00 a.m.

Promote assessment for learning

- Use of Forms for listening activities
- Review students performance



Phonics 'ea', 'e' CB p.83
 Wednesday, April 5, 2017 8:00 AM

Lesson Four Phonics and Spelling

1 Listen, point and repeat. feather, spend, bread, head, heavy, visit, present, help

2 Listen and read. Look! I've got red bathers on my head. Look at all this bread. It's very heavy. Help me to put it in the trolly. I'm going to spend my coin at the shop. I'm going to buy a present for Fred.

3 Read again. Circle the words with ea and underline the words with e.

4 Match and write. bread, ea, e, e, e

Unit 11 Have You Ever Been Lesson 3 Family and Friends 4

ea | Fun Phonics | How to Read | Made by Kids vs Phonics

ea Sound KIDS PHONICS

e | ABC Alphabet | Fun Phonics | How to Read | Made by Kids vs Phonics

e Sound KIDS PHONICS

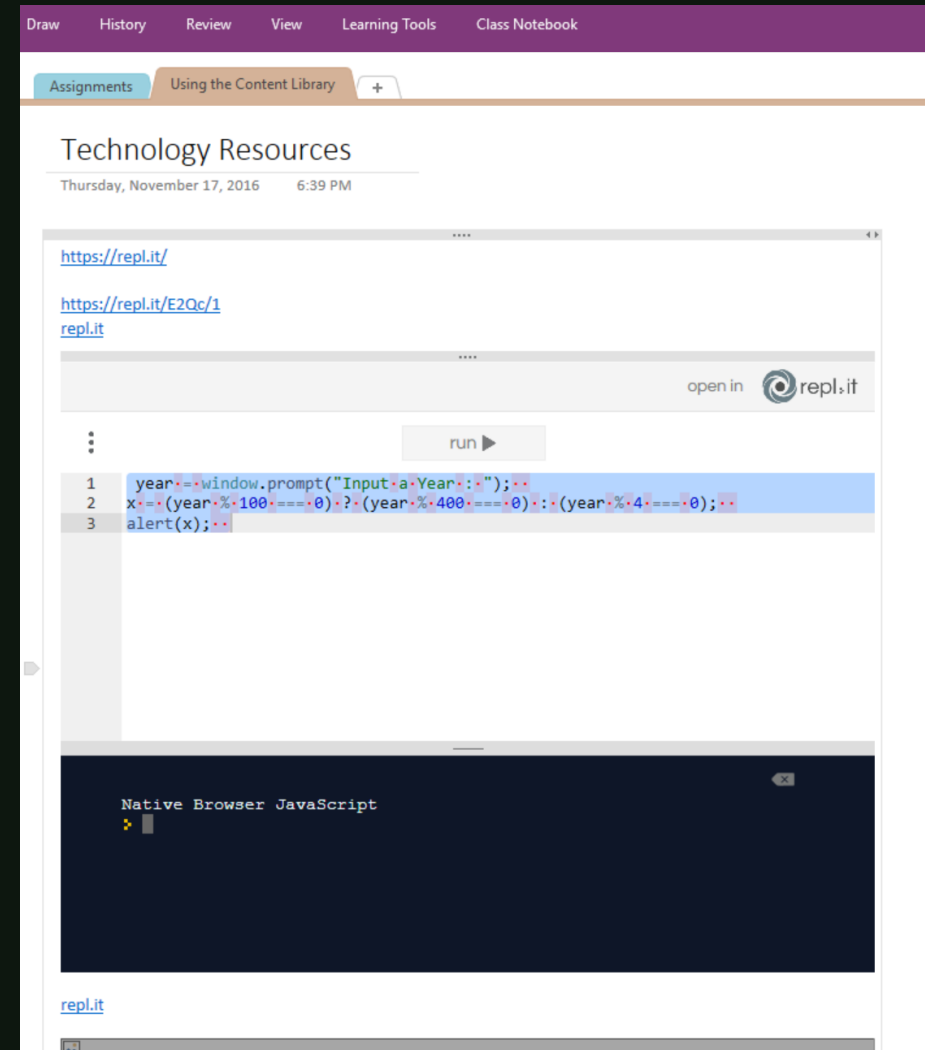
Promoting Computational Thinking



- School based coding program
- Integrated with PBL
- Android app development, Lego robotics, Micro:Bit、IOT programming(Wemo Switch, Philips Hue Light Kit)

Using Repl.it for coding

- Support various coding like Java, C, JavaScript, HTML, ...
- Show live code
- Run code in OneNote



The screenshot displays the Repl.it web interface. At the top, there is a navigation bar with options: Draw, History, Review, View, Learning Tools, and Class Notebook. Below this, there are tabs for Assignments and Using the Content Library. The main content area is titled "Technology Resources" and shows the date and time: Thursday, November 17, 2016, 6:39 PM. The interface includes a code editor with the following JavaScript code:

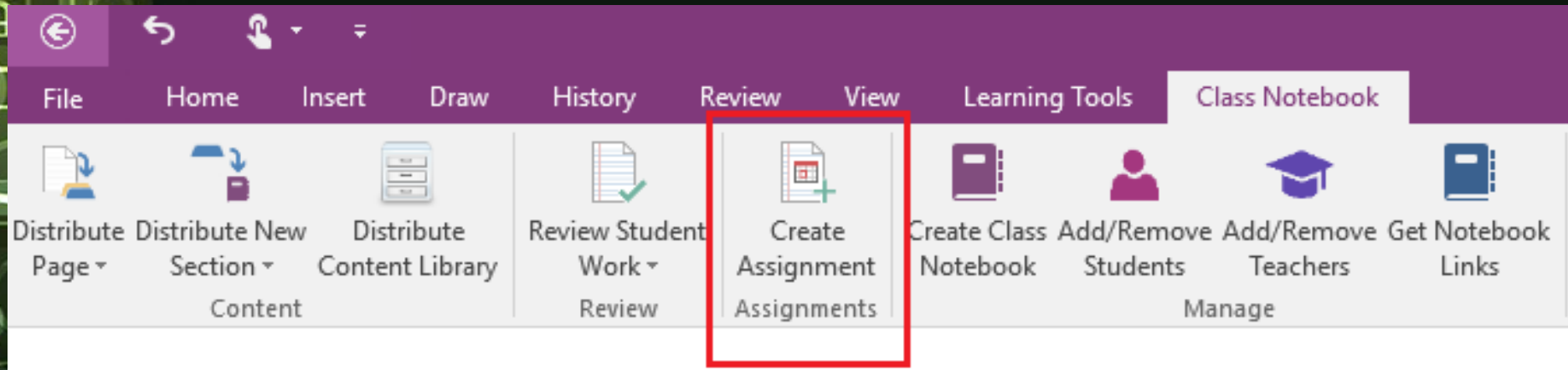
```
1 year = window.prompt("Input a Year:");
2 x = (year % 100 === 0) ? (year % 400 === 0) : (year % 4 === 0);
3 alert(x);
```

Below the code editor, there is a "run" button. The console output shows "Native Browser JavaScript" and a cursor. The Repl.it logo is visible in the bottom right corner of the interface.

Work with OneNote 2016

- User Credential has been saved
- No need to login to LMS
- Work offline capability

Create an assignment



Push grades from OneNote to your LMS

#15 - PoW

Name

PROBLEM OF THE WEEK

Great Job!

91

This week's PoW is a Sudoku puzzle. The rules of Sudoku are easy. Enter digits 1 to 9 in the blank spaces. Every row, column and 3x3 square must contain ONLY one of each digit.

2	1	3	5	6	9	2	1	5
9	7	5	3	4	8	6	3	4
8	6	1	4	1	2	7	9	2

Review Student Work

Sort students by last name

Expand all

Enter grades

#15 - PoW

Garner, Cheryl	94 / 100
Hobbs, James	75 / 100
Hunt, William	91 / 100
Perkins, Samuel	80 / 100
Taylor, Ella	87 / 100

Submit Cancel

- Review Student Work
- Enter grades
- Enter grades checkbox
- /100




How to kick-off BYOD program in school?

Pilot stage



- Select one class/subject to run the program
- Issue parent notice to release program details
- Setup BYOD UAP (use of WiFi, location, power supply, etc.)
- Loan device/Use Own device



Support on program



- How to manage device?
- WiFi support?

Our practices:

- Provide Office 365 download
- Provide school Wi-Fi
- Use of Remote App instead of app installation on student devices

BYOD Kick off tips

1. Define device specification
Screen Size · Battery life
2. Work with Discipline team on location of using laptop
3. Draft teaching and learning strategy on e-Learning
4. Host parent evening to share program details of BYOD
[Invite student to share]
5. Consideration of new app adoption

Do✓

- Draft UAP
- Duration of screen time in class

Don't✗

- Using too much IT tools on single activities
- Apply one learning approach on learning activity