

1

2

3

4

5

# Application of e-learning apps in English Teaching



by Miss Chan (QualiEd College)

1

## Introduction

**applicable**

**Fast and simple**

E-learning Apps



E-book



Quizlet



Kahoot!



Puppet Edu



Flipped channel

**sharable**

# E-book



Smart Education

Smart E-Textbook



Navigation



Welcome! QUC17032

Logout

Edit

> Time Zones 2

Unit 1: What do you like to

Unit 2: What does she look

Unit 3: How do you get to the

World Explorer : Wonders of

Unit 4: Are cats cuter than

Unit 5: What's the coldest

Unit 6: How was your trip? ▶

World Explorer: Antarctica ▶

Unit 7: Is there any ice

Unit 8: Are those new

Unit 9: I like hip hop the best

World Explorer: New York

Unit 10: You should go to the

Unit 11: Are you going to

Unit 12: What are you doing

World Explorer: Dinosaurs! ▶

Language of Discussion ▶

Unit 1: What do you like to do?

Module: Leisure and Entertainment

Reading and Comprehension	Vocabulary	Language focus	Task	Extended Tasks	Pronunciation	Listening	The Real World
Capoeira: The Fighting Dance What can these kids do? Text types: Feature article & Fact file	Hobbies and interests Time expressions	Use 'like/love/prefer...' + infinitive to talk about and ask questions about hobbies and interests, e.g. I like to play sports. Do you love to draw? What does he dislike to do? Wh-question: How often, e.g. How often does he play basketball? Adverbs of frequency and time expressions, e.g. He often plays basketball. He plays basketball twice a week. Verb + to-infinitive, e.g. Peter decides to learn Spanish.	Write an email reply describing your interests and what you like to do.	Elective: Sports Communication Give a talk explaining why doing sports is important and sharing your own experiences.	Reduction: to	Listen to a conversation about go kart racing. Listen to a story about a boy who helped set a world record.	Sports in the United States Text types: Survey & Statistics

Unit 2: What does she look like?

Module: The World Around Us

Reading and Comprehension	Vocabulary	Language focus	Task	Extended Tasks	Pronunciation	Listening	The Real World
		Describe appearance, e.g. What do you look like? I am tall. I have long hair. Adjectival order, e.g. She is tall. She is a tall girl. Possessive form, e.g. school's, children's,					

# E-book

**Highlight Controls**  
 Mode: Highlight  
 Color: Thickness:   
 Eraser Clear Save

Navigation  
 > Time Zones 2  
 < BACK  
 Chapter 1  
 Pre-reading  
 A B  
 Reading & Comprehension  
 Reading A Reading B  
 A1 A2 B C  
 Language Focus  
 Preview A Preview B  
 Notes A Practice A  
 Notes B Practice B1  
 Practice B2 Notes C  
 Practice C Roundup A  
 Roundup B Roundup C  
 Sample Report  
 Task  
 Writing an E-mail A  
 Text Analysis  
 Writing an E-mail B

HOME > Time Zones 2 > Unit 1: What do  
 Reading & Comprehension: Reading A  
 Highlight

After searching online, you find an article about capoeira. Read or click on the audio button to listen to the article.

Useful Words and

In a lot of places around the world, poor children live on the streets. These street children do not have homes or parents. They do not go to school and do not have hobbies. Their lives are very hard.

© 2013 Smart Education & CENGAGE Learning. All Rights Reserved.

About Us | About Smart E-Textbook | Contact Us



Welcome! QUC17032
Logout
Edit

HOME > Time Zones 2 > Unit 1: What do you like to do? > Chapter 1

Reading & Comprehension: Reading A

☐ Highlight

After searching online, you find an article about capoeira. Read or click on the audio button to listen to the article.

Useful Words and Expressions

Wordlist for Unit 1

Add new word

Respect

Street children

街頭小朋友

Edit
Delete

Instruments

Teenagers

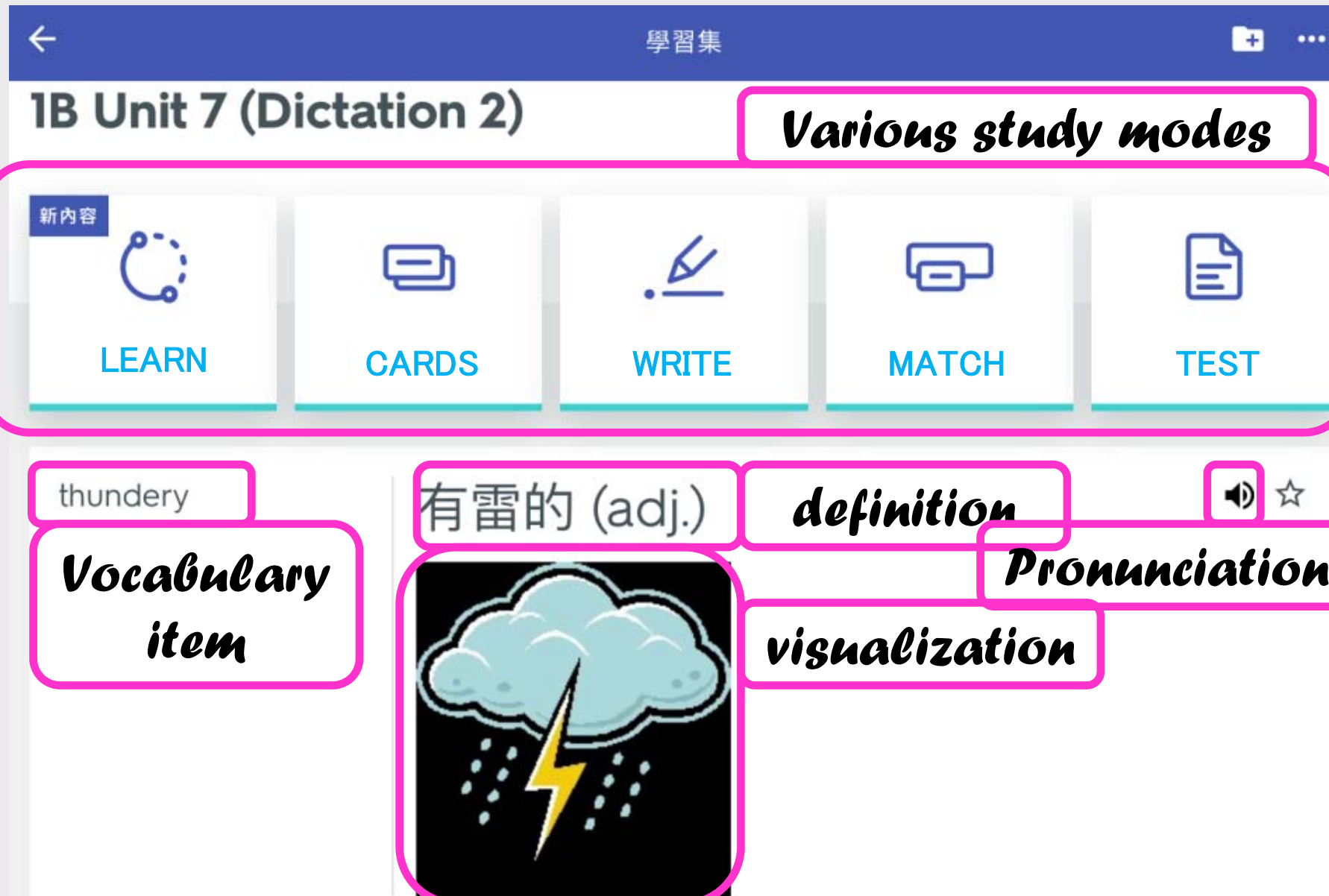
Martial arts

In a lot of places around the world, poor children live on the streets. These street children do not have homes or parents. They do not go to school and do not have hobbies. Their lives are very hard.

© 2013 Smart Education & CENGAGE Learning. All Rights Reserved.

About Us | About Smart E-Textbook | Contact Us

## Quizlet (the user interface)



## **Implementation of this tool**

- Dictation syllabus
- Vocabulary enhancement

## How students make use of Quizlet?



***Self - learning***

***Self - assessment***



2

## Self-assessment - WRITE



WRITE

×

0 / 7

≡



露臺 (n.)

○ ○

不知道

輸入答案





## Self-assessment - WRITE

修補 (v.)



fix

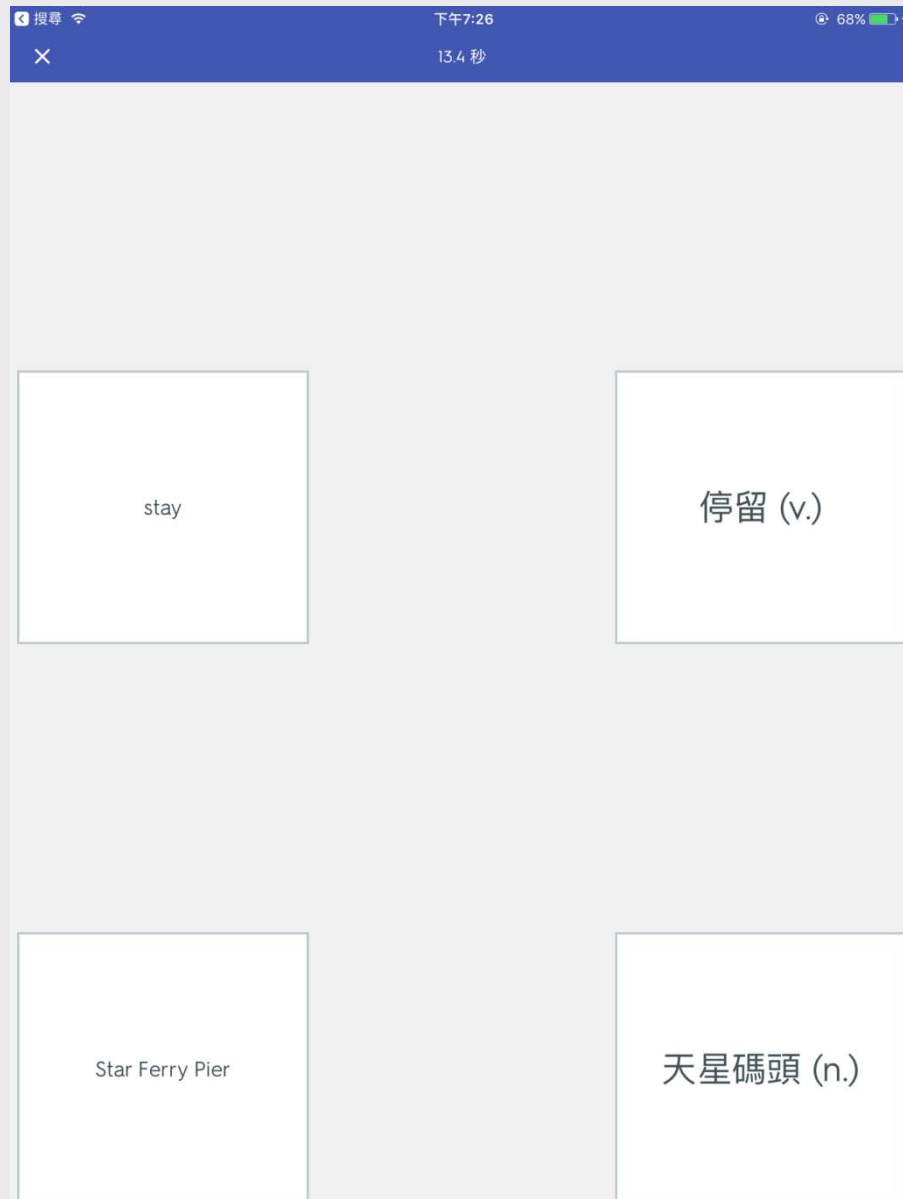
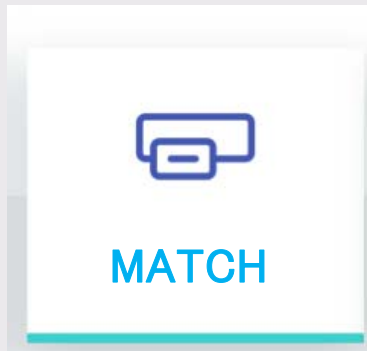
不正確

我打錯了！

Visually corrects the error

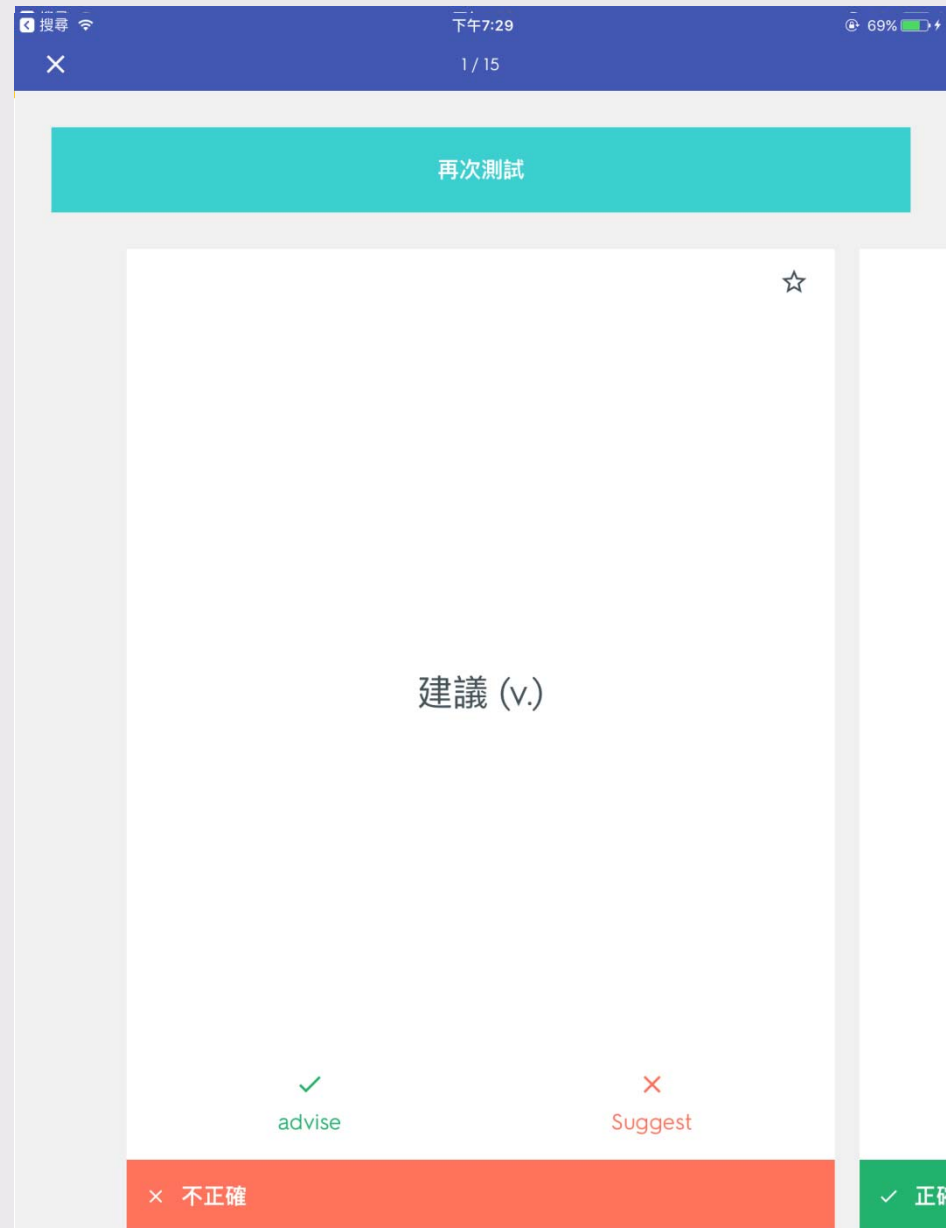
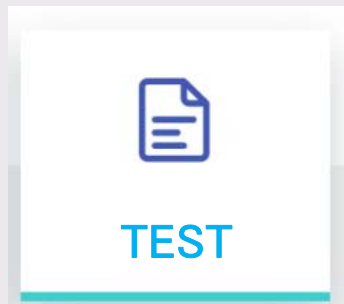
2

## Self-assessment - MATCH



2

# Self-assessment - TEST



2

## Set up a class

The screenshot shows the Quizlet website interface. The top navigation bar includes the Quizlet logo, a search bar, a 'Create' button, an 'Upgrade to Quizlet Plus' button, and a user profile for 'kwchan'. The main content area is titled 'Latest Activity' and features a search bar for sets by title and a 'FILTER SETS' section. Two promotional cards are visible: 'Visit the Help Centre' and 'Search study sets'. The left sidebar contains a 'YOUR CLASSES' section with a list of classes: 'QC 16-17 1B English (Miss Ch...', 'QC 16-17 1D English (Miss Ch...', and 'QC 16-17 2D English (Miss C...'. Below this list is a link 'Join or create a class'. An orange arrow points from this link to a large orange box with the text 'Track students' progress'.

Quizlet

Search

Create

Upgrade to Quizlet Plus

kwchan

Latest Activity

Your Study Sets

Settings

YOUR CLASSES

QC 16-17 1B English (Miss Ch...

QC 16-17 1D English (Miss Ch...

QC 16-17 2D English (Miss C...

Join or create a class

YOUR FOLDERS

IN PROGRESS

Advertisement


Upgrade to remove adverts

Track students' progress

 Your Study Sets

 Settings

#### YOUR CLASSES

 QC 16-17 1B English (Miss...

 QC 16-17 1D English (Mis...

 QC 16-17 2D English (Mis...

 [Join or create a class](#)

#### YOUR FOLDERS

 [Create a folder](#)

#### QUIZLET NEWS



#### Launching A Successful Redesign For 20 Million Students

Jen posted 10 hours ago

When more than 20 million people use your service each month, how and when you roll out a redesign matters. When considering making a big update, we



## QC 16-17 1B English (Miss Chan Ka Wun)

Sets

Members

LINK TO JOIN THE CLASS

<https://quizlet.com/join/w2YaheXTk>

#### MEMBERS



anson1212

...



ansonipcheuklaam

...



CCHMARCUS

...



ChanSzeLam

...



chanyuping

...



ChengSzeWing

...



ChongHiuTung

...

Advertisement  
[Upgrade to](#)  
[remove adverts](#)



Be the best writer  
in your office.  
Grammarly is your  
secret weapon.

Shhh...we won't  
tell anyone.

[Get Grammarly](#)

It's free





# ChanSzeLam

Created

Studied

Classes (2)

8 terms |  kwchan

## 1B Unit 1 (Dictation 3)



15 terms |  kwchan

## 1B Unit 1 (Dictation 2)



15 terms |  kwchan

## Unit 1 School begins dictation 1 (1B)



2

## Add study set and member

Quizlet Search Create Upgrade to Quizlet Plus kwchan

Latest Activity  
Your Study Sets  
Settings

YOUR CLASSES

- QC 16-17 1B English (Miss Ch...
- QC 16-17 1D English (Miss Ch...
- QC 16-17 2D English (Miss C...
- Join or create a class

YOUR FOLDERS

- Create a folder

14 sets 33 members

QC 16-17 1B English (Miss Chan Ka Wun)

Sets Members

MEMBERS

- anson1212
- ansonlpcheuklaam
- GOLKABOUC


Advertisement  
Upgrade to remove adve

Grammar & Spelling


Add member

2


## Add study set

**Add a set** 


[+ CREATE A NEW SET](#)

Your sets 


1D Unit 8 (Dictation 2)




1D Unit 8 (Dictation 1)



1D Unit 7 (Dictation 2)



1D Unit 7 (Dictation 1)



2

## How to create a new study set

### Create a new study set

Create

Add title

TITLE

+ Import from Word, Excel, Google Docs, etc.

Visible to everyone  
Change

Only editable by me  
Change



1

Enter term



TERM

Enter definition



DEFINITION

2

TERM



DEFINITION



## 2

# How to create a new study set?

**BACK TO SET**

ID Unit 8 (Dictation 2)

TITLE

+ Import from Word, Excel, Google Docs, etc.

Search languages

YOUR LANGUAGES

Chinese (Traditional)

English




Spanish

TOP QUIZLET LANGUAGES

Chemistry symbols

Chinese (Pinyin)

Choose language

Visible to everyone [Change](#) Only editable by me [Change](#)   

Done

reduce

TERM

ENGLISH

減少 (v.)

DEFINITION

CHINESE (TRADITIONAL)

2

recycle

TERM

再造 (v.)

DEFINITION

3

create

TERM

製造 (v.)

DEFINITION



2




## How to create a new study set?

**Choose language**

1 reduce 減少 (v.)  
TERM DEFINITION

2 recycle 再造 (v.)  
TERM ENGLISH DEFINITION CHINESE (TRADITIONAL)

recycle → Or upload your own image

◀   flickr  ▶

此相片已無效

**Visualization**


# How to create a study set on Quizlet?


← → ↻ 安全 | <https://quizlet.com/156506574/1b-unit-2-dictation-2-flash-cards/>


15 terms | kwchan


## 1B Unit 2 (dictation 2)


added to QC 16-17 1B English (Miss Chan Ka Wun)


 Share


 FLASHCARDS

 LEARN

 SPELL

 TEST

 MATCH

 GRAVITY

## Share with friends & colleagues

### Share this set



Enter the recipient's email address

Send email

SHARE LINK VIA EMAIL

[https://quizlet.com/\\_2l6h8u](https://quizlet.com/_2l6h8u)

Copy link

COPY THIS SHORT URL TO SHARE IT



Share on Google Classroom

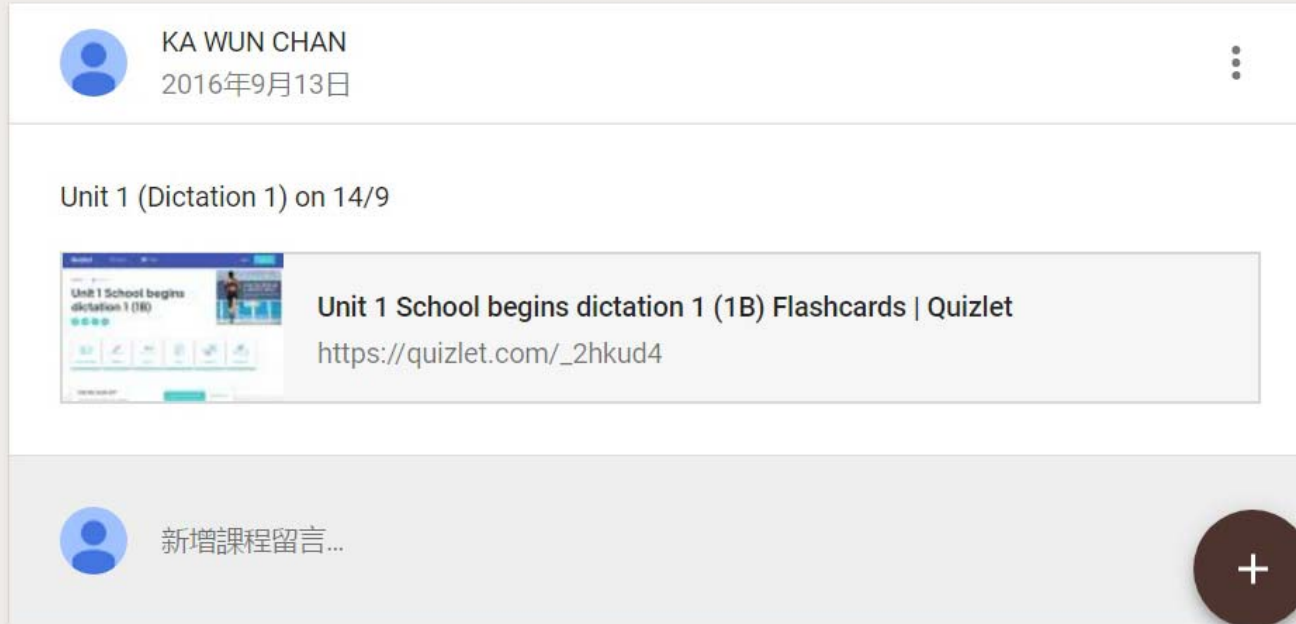


Share on Facebook



Share on Twitter


# Share on Google Classroom




2

## Add member


### Add members



Invite people to this class by entering their Quizlet username or email address.



INVITE MEMBERS





## Students' work

2	global warming	全球暖 (n)	14 reuse	再用 (n)
2	greenhouse gases	溫室氣體 (n)	15 reduce	減少 (n)
3	public transport	公共交通 (n)		
4	?	(n)	19/30	
5	secondhand	二手的 (n)		
6	?	(n)		
7	plastic bottle	膠樽 (v)		
8	plastic bag	膠袋 (v)		
9	?			
10	soodl	(v)		
11	kitchen wastes	廚餘 (v)		
12	newspaper	報紙 (v)		
13	magazine	雜誌 (v)		

Before

1	a slice of	一片 (n)	14 delicious	好吃 (adj)
2	bacon	煙肉 (n)	15 wonderful	好 (adj)
3	fried egg	煎蛋 (n)		
4	steak	牛肉 (n)	26/30	
5	baked tomato	焗蕃茄 (n)		
6	pancakes	煎食餅 (n)		
7	pineapple bun	菠蘿包 (n)		
8	crunchy	脆的 (adj)		
9	crispy	更脆的 (adj)		
10	pleasant	可口的 (adj)		
11	huge	大的 (adj)		
12	criminal	(adj)		
13	strange	奇怪 (adj)		

After

## Students' work

## Section 3: Vocabulary (20 marks, 1 mark each)

## Part A (10 marks, 1 mark each)

English	Chinese meaning	Part of Speech
1. <del>environment</del>	環境	(n.)
2. <del>shrink</del>	縮小	(phr.)
3. <del>extinct</del>	滅絕的	(adv.)
4. <del>campaign</del>	運動	
5. <del>spread</del>	展開	
6. <del>endangered animal</del>	瀕臨絕種的動物	
7. <del>responsibility</del>	職責	
8. <del>published</del>	出版	
9. <del>inconsiderate</del>	不為他人著想的	
10. <del>Arctic</del>	北極的	

## Part B Fill in the blanks using the words given in the box below and make sure the answers are grammatically correct. (10 marks, 1 mark each)

- We should protect the ~~environment~~ from pollution.
- The number of white dolphins will ~~shrink~~ if we continue to pollute the sea.
- A lot of animals have become ~~extinct~~ because of global warming.
- She started a ~~spread~~ to raise money for saving the polar bears this year.
- The fire ~~campaign~~ very rapidly because of the strong wind.
- ~~Endangered animal~~ are animals which may soon not exist because there are very few now alive.
- We have ~~responsibility~~ for protecting the earth.
- She was only 19 when her first novel was ~~published~~.
- Hong Kong people are very ~~inconsiderate~~ as they always throw rubbish on the street.
- Polar bears live in the ~~Arctic~~.

---Go On To The Next Page---

8

(18)



# Students' work

## Section B: Vocabulary (25 marks)


### Part 1 (15 marks)

34. <u>pastime</u>	35. <u>concern</u>	36. <u>addiction</u>
37. <u>self-esteem</u>	38. <u>addict</u>	39. <u>fantasy</u>
41. <u>virtual</u>	41. <u>loners</u>	42. <u>victim</u>
43. <u>burst</u> <u>into</u> <u>tears</u>	44. <u>crime</u>	45. <u>fulfilment</u>
46. <u>unknown</u>	47. <u>live</u>	48. <u>arrest</u>

## Benefits of Quizlet

- Flipped learning
- Improve students' pronunciation
- Provide spelling feedback
- Boost students' long-term memory

# Kahoot!




## Implementation of this tool

- Grammar enhancement  
(Easily confuse topic)
- Writing pre-task
- Reading pre-task


# How to create a quiz?

[New K!](#) [My Kahoots](#) [Find Kahoots](#) [FAQ](#) [Support](#) kawun\_chan **Kahoot!** BETA


## Create a new kahoot




**Quiz**  
Introduce, review and reward



**Jumble**  
Brand NEW game



**Discussion**  
Initiate and facilitate debate



**Survey**  
Gather opinion and insight

RECENT RESULTS

12th Jun 23:40	Identify Direct and indirect speech
31st May 12:18	S1 adverb and adjective
31st May 11:03	S1 adverb and adjective

[View all of your results](#)

Track the progress of everyone who plays

**COMMUNITY**

- [Read tips on our blog](#)
- [Join us on Facebook](#)

3

# How to create a quiz?

Close

K! Quiz

3.

Ok, go

1.

Title (required)

95

Description (required)

A #math #blindkahoot to introduce the basics of  
#algebra to #grade8

Cover image ?

Add image

Upload image



or drag & drop image

2.

Visible to ?

Everyone

Language

English

Audience (required)

Please select...

Credit resources ?

Intro video ?



3

# How to create a quiz?

6.

Next

Close

## K! Question 1

4.

Question (required)

If it rained, you (get) wet.

Time limit

20 sec

Award points ?


YES

Media ?


Add image



Upload image



Add Video



or drag & drop image

5.

Answer 1 (required)

would get



Answer 2 (required)

got



Answer 3



Answer 4



Credit resources

3

# How to create a quiz?

 Exit

k! Quiz

8.

Save



9

If Susan (study) harder, she (be) better at school.

Time limit

20s ▾



10

If he (be) my friend, I (invite) him to my birthday party.

Time limit

20s ▾



11

If Michael (get) more pocket money, he (ask) Doris out for dinner.

Time limit

20s ▾



7.



Add question

3

## How to create a “Kahoot!”?

K! Finished

9.

I'm done

'Type 2 conditional sentences'

11 questions



Edit it



Preview it



Play it



Share it

Share with friends  
or colleagues



Tweet



Share



Pin it



Plus 1



Email



Link

Copy & paste link

<https://play.kahoot.it/#/k/e6874567-8ce6-4a1b-96ef-264bb6ecba8c>

Share with other Kahoot!ers

Enter username

Share

3

# Kahoot!

iPad 上午12:42 69% 1 of 10

PIN: 7105845

Full Screen

ry is coming to the party.”

Skip

0  
Answers

indirect

Chan 0

The image shows a Kahoot! game interface on an iPad. The screen is divided into several sections. On the left, there are two large vertical rectangular areas, one red and one blue, each containing a white geometric shape: a triangle in the red area and a diamond in the blue area. To the right of these is a question card with a teal background and the Kahoot! logo. Below the question card is a horizontal bar with a red square and a blue bar containing a white diamond and the word "indirect". At the bottom left, there is a small white box with the name "Chan" and a black box with the number "0". At the top right, there is a "Full Screen" button. The top status bar shows "iPad", the time "上午12:42", and the battery level "69%". The top navigation bar shows "1 of 10".

3

# Kahoot!

Game over

Game over					
identify Direct and indirect speech					
1	identify Direct and indirect speech				
2	Q1	He said, "Mary is coming to the party."			
3	Correct answers	Direct			
4	Players correct (%)	100.00%			
5	Question duration	20 seconds			
6					
7	Answer Summary				
8	Answer options	▲ "Direct"	◆ "indirect"		
9	Is answer correct?	✓		✗	
10	Number of answers received	1		0	
11	Average time taken to answer (seconds)	5.82		0.00	
12					
13	Answer Details				
14	Players	Answer	Score (points)		
15	Chan	✓ Direct	854		
16					
17	Switch tabs/pages to view other result breakdown				
18					

Overview / Final Scores / Question Summary / Question 1 / Question 2 / Question 3 / Question 4 / Question 5 / Question 6 / Question 7 / Question 8 / Question 9 / Question 10 / RawSheetData Data

Chan

10,104

# Tips on using Kahoot!

The screenshot shows the Kahoot! website interface. The browser address bar displays the URL: <https://create.kahoot.it/#user/ad081589-3f25-4410-83a6-c1dce957ce82/kahoots/created>. The navigation bar includes links for 'My Kahoots', 'Find Kahoots', 'FAQ', and 'Support', along with a user profile 'kawun\_chan'. The main content area lists five quizzes, each with a 'Kahoot!' icon, a title, author, creation time, question count, and status. An orange box with the text 'One focus for each quiz' is positioned to the right of the list, with four arrows pointing to the first, third, fourth, and fifth quiz entries.

Quiz Title	Author	Created	Questions	Status	Play Count	Favorites	Shares
Direct and indirect speech (change time phrases)	kawun_chan	6 months ago	15	Public	3	0	0
Unit 4 Stopover in HK (pre reading)	kawun_chan	6 months ago	14	Public	2	0	0
Direct and indirect speech (change pronouns and poss adj)	kawun_chan	7 months ago	8	Public	0	0	0
Direct and indirect speech (change tenses)	kawun_chan	7 months ago	20	Public	2	0	0
Identify Direct and indirect speech	kawun_chan	7 months ago	10	Public	6	0	0

# Tips on using Kahoot!



1. He said, "Mary is coming to the party." [Hide answers](#)

▲ Direct



◆ indirect

20  
Seconds

2  
Choices



2. He said that Mary was coming to the party. [Hide answers](#)

▲ direct



◆ indirect



20  
Seconds

2  
Choices



3. Mr Li asked how much the fish was. [Hide answers](#)

▲ indirect



◆ direct

20  
Seconds

2  
Choices



4. The children replied, "We are tired and want a rest." [Hide answers](#)

▲ indirect



◆ direct



20  
Seconds

2  
Choices



5. John said, "I am not going to the show." [Hide answers](#)

▲ direct



◆ indirect

20  
Seconds

2  
Choices

2-3 choices for better engagement



## Tips on using Kahoot!



1. Q: When will we arrive? [Hide answers](#)

▲ We   ◆ will   ● arrive   ■ at ten o'clock.



2. Q: Will you help me? [Hide answers](#)

▲ Yes,   ◆ I will   ● help   ■ you.



3. Q: What time will the class end? [Hide answers](#)

▲ The class   ◆ will   ● end   ■ at 3:25.



4. Q: When will you call her? [Hide answers](#)

▲ I'll   ◆ call   ● her   ■ tomorrow.



Create a Jumble Kahoot to practice sentence rearrangement



## Tips on using Kahoot!

He said, "Mary is coming to the party."



Next

Evaluate the  
question before  
moving on

✓ 1



0



Show image



Direct



indirect

# Benefits of Kahoot!

## Section C: Grammar - Part 3 (10 marks)

79. He answered that he had been thinking about many things and he decided to do the right thing. 2
80. He asked if he had done the right thing for you that time. 2
81. He wanted to know what your neighbours would say the next day.

## Section C: Grammar - Part 3 (10 marks)

79. He said that he had been thinking about many things and he had decided to do the right thing. 2
80. He asked if he had done the right thing for you that time. 2
81. He wanted to know what your neighbours would say the next day. 2

# Benefits of Kahoot!

S.2

GENERAL ENGLISH

P.6

82. He asked what comments you were going to ~~her~~ hear.

2

83. He asked who could take care of you.

2

S.2

GENERAL ENGLISH

P.6

82. He asked what comments you were going to hear.

2

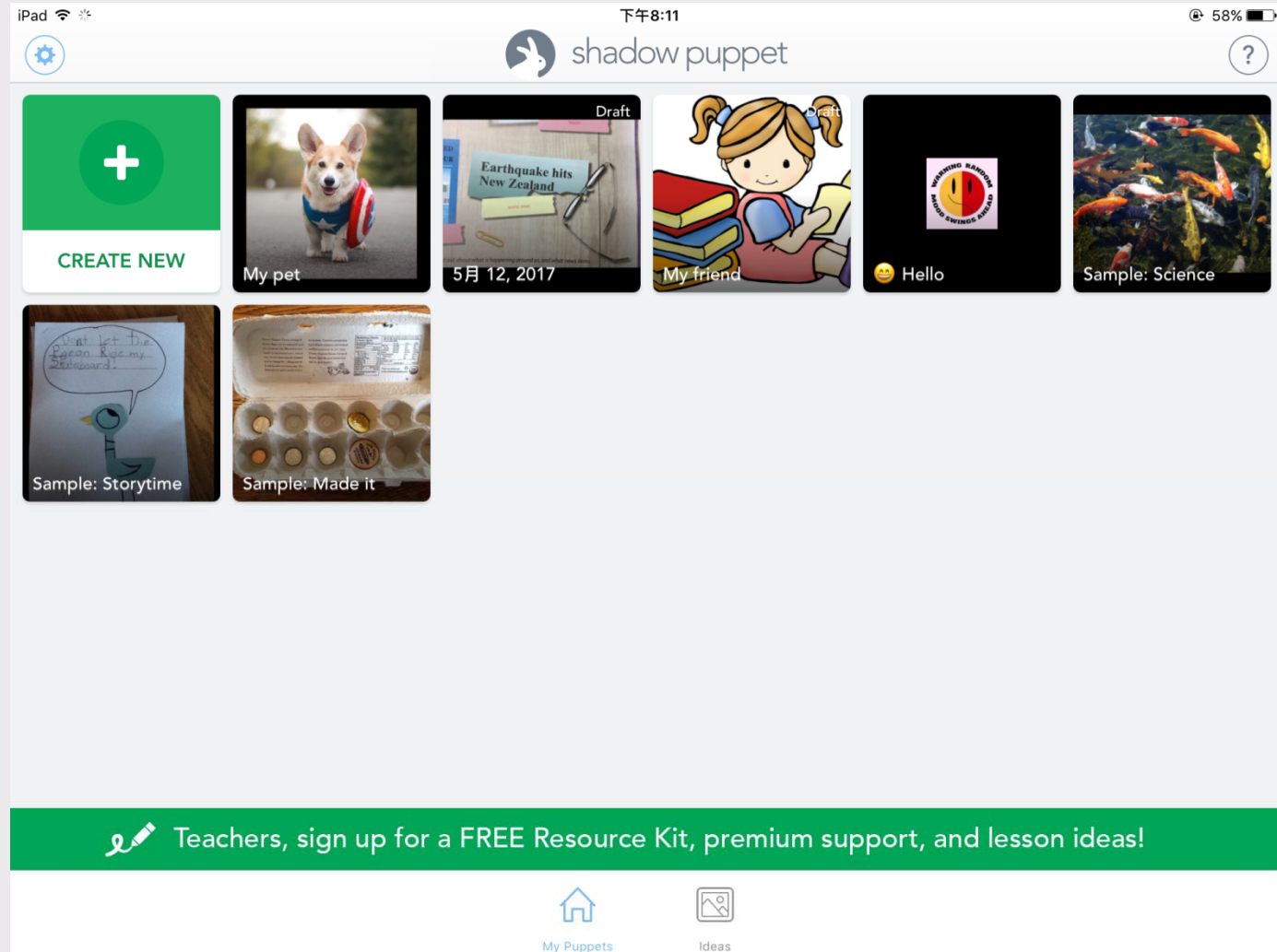
83. He asked who could take care of you.

2

## Benefits of Kahoot!

- Active engagement
- give a quick picture of students' prior knowledge of a particular topic or subject
- Track students' understanding
- Boost students' long-term memory

# Puppet Edu



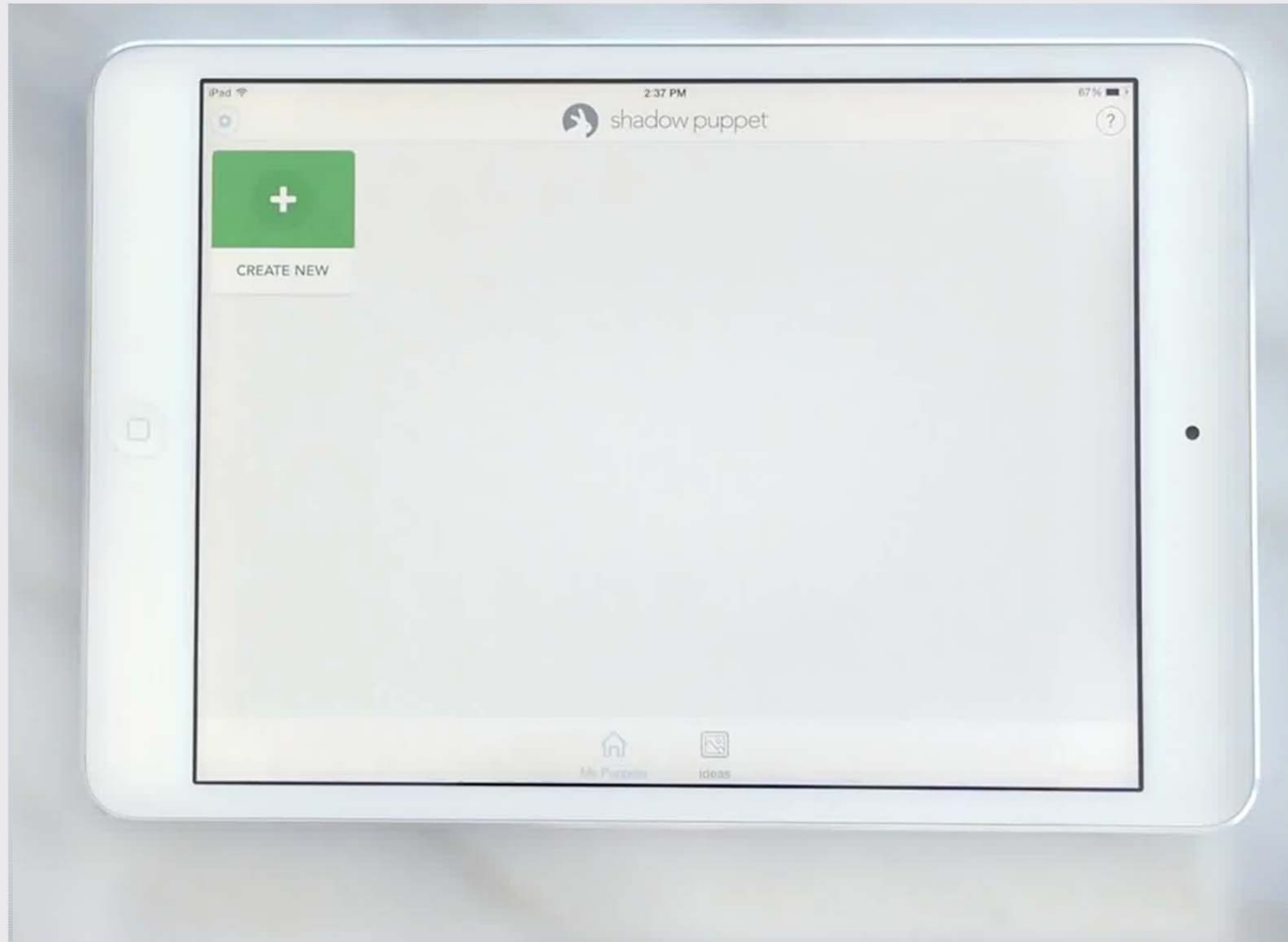


## Implementation of this tool

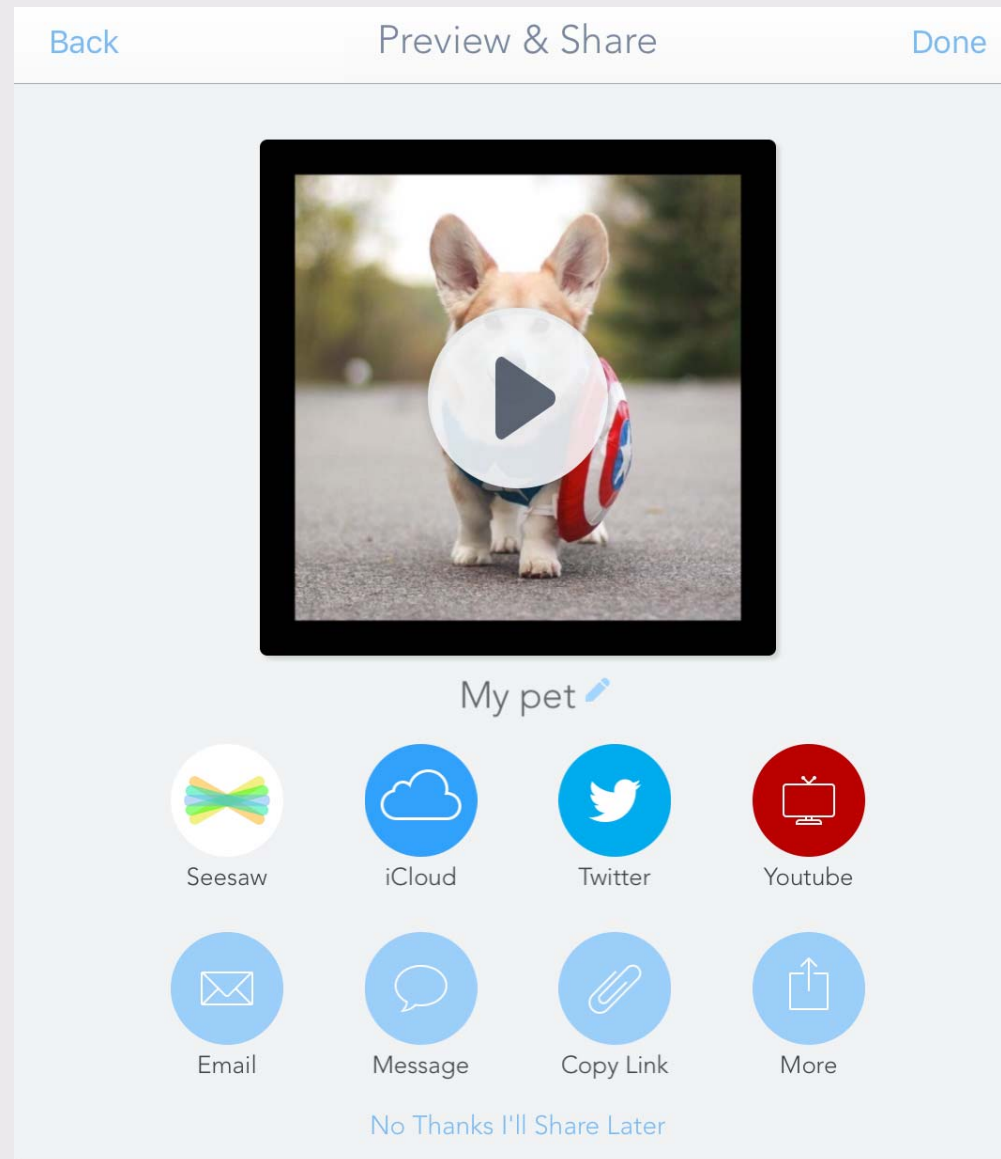
- Practice reading aloud
- Individual presentation

4

## How to create an video

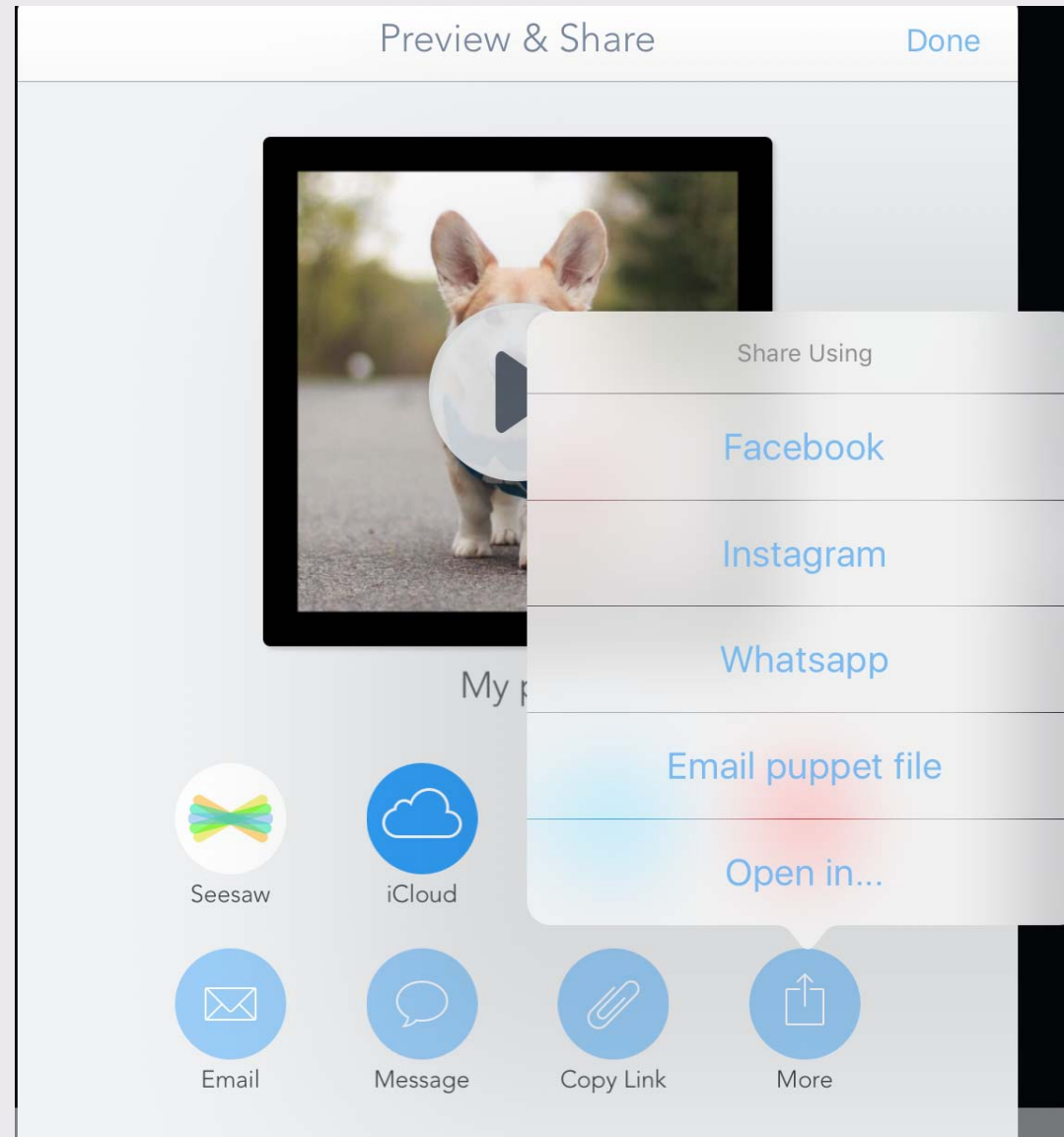


# Sharable

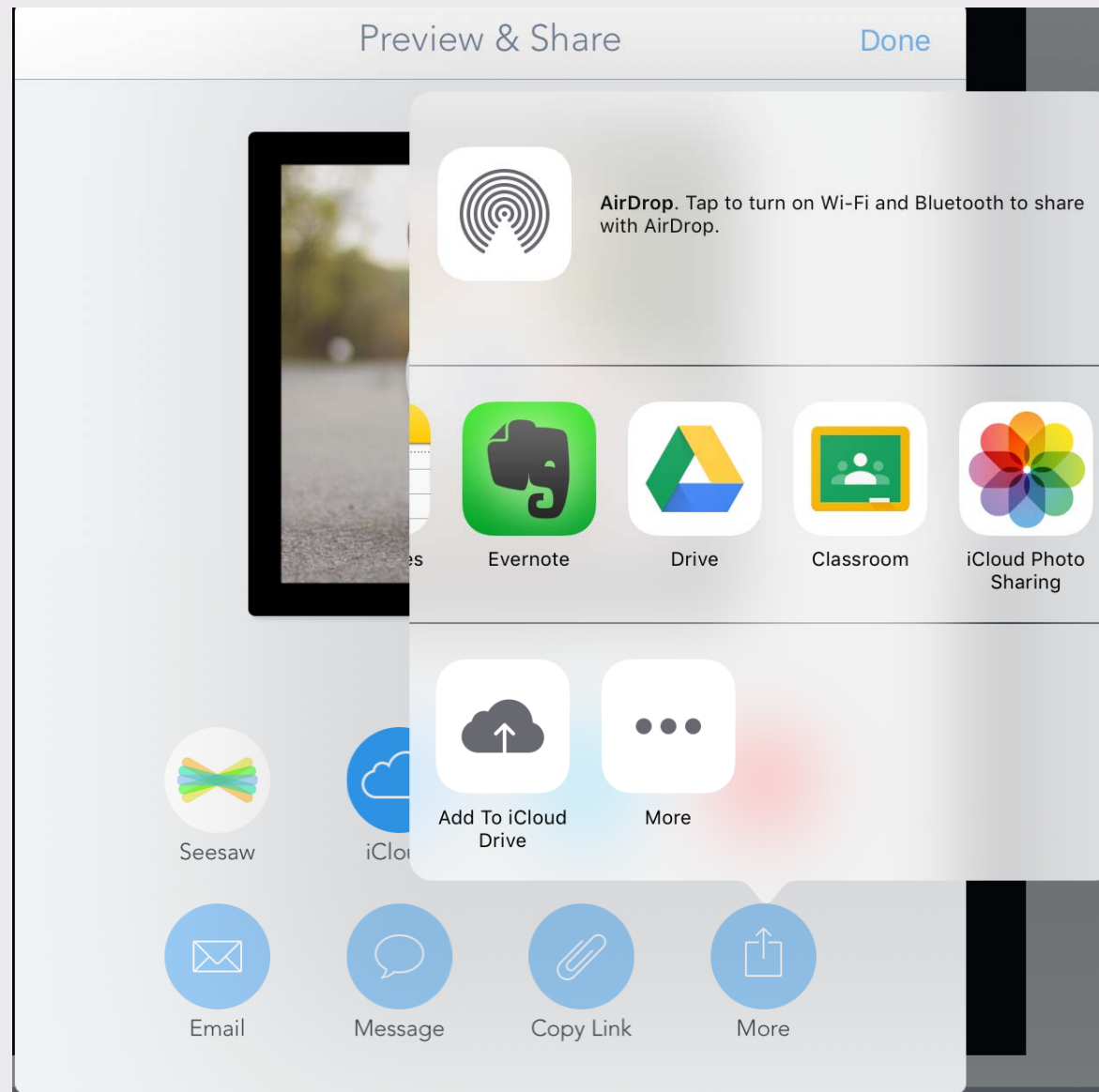




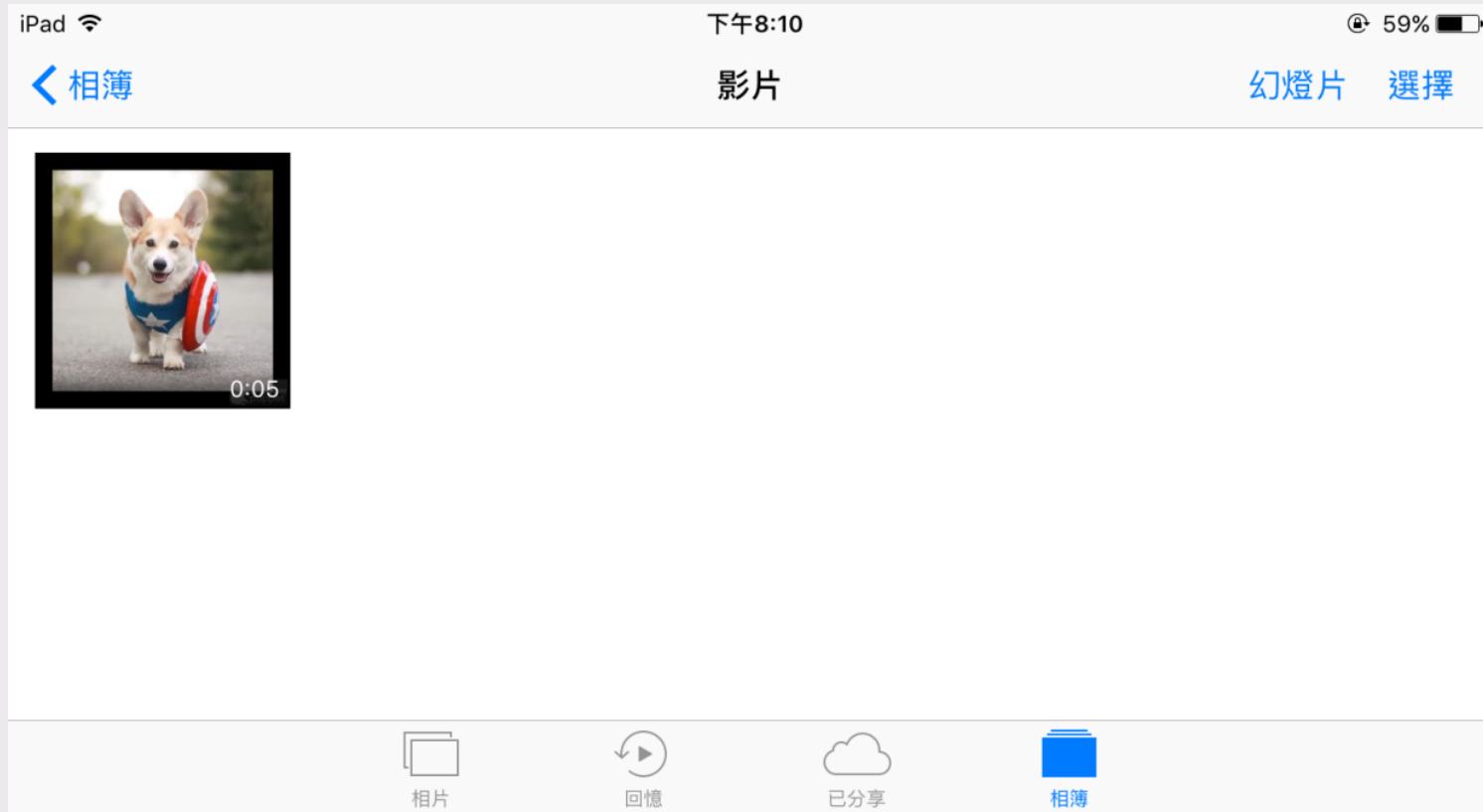
# Sharable



# Sharable



# Sharable




## Student's work



## Benefits of Puppet Edu

- Improve communication and collaborative skills
- deepen students' understanding across content areas
- Self-directed learner
- Innovative
- Organizing skills

# Flipped channel



Talk to Me (Sep 2016) Setting...

由 周家欣 建立


📅 2017-01-06 16:02:36 👁 觀看次數：2



Talk to Me (Oct 2016) Sports ...

由 周家欣 建立

📅 2017-01-06 16:03:30 👁 觀看次數：2



Talk to Me (Nov 2016) Busking

由 周家欣 建立

📅 2017-01-06 16:08:30 👁 觀看次數：3



Talk to Me (Dec 2016) X'mas G...

由 周家欣 建立

📅 2017-01-06 16:09:14 👁 觀看次數：5



Talk to me (February 2017) Wi...


由 陳嘉媛 建立



March Talk to Me Video

由 潘凱欣 建立

# How to upload an video?



# How to upload an video?

videolib.eclass.com.hk//portal/index.php#/builder/question/WTJ4aGMzTmlSHc5UFVBOVBYd3INREUzTURJPU5URTRPWHc5UFVBOVBYeDjhV1JsYj4cFlsOWw9Mjg=


**FLIPPED CHANNELS** 搜尋 上傳 影片管理

我的頻道 我校頻道 STEM頻道 ★ 我的最愛

影片管理

基本資料 字幕 附加資料 問題

Talk to me (February 2017) Winter Olympics



0:06 / 1:49

+ 新增問題

- 填充題
- 多項選擇題
- 短問題
- 是非題



# How to upload an video?

## 影片名稱

Talk to me (March 2017) Chief Executive Election

## 描述

Talk to me (March 2017) Chief Executive Election

## 標籤字眼

## 縮圖

可上載圖片來設定影片縮圖或使用預設縮圖。



上載

## 頻道

☒ 我的頻道

☒ 我校頻道

英國語文 ▼

英國語文 ▼

## 狀態

☐ 非公開

☒ 公開

## Talk to Me (March)

Topic: Chief Executive Election

Practice the dialogue and complete level 1, 2 and 3 to win bonus points.

1) → Candidate 2) → Chief Executive 3) → Committee 4) → Election 5) → Elected 6) → Eligible 7) → Nominate ----- 8) → Carrie Lam 9) → John Tsang 10) → Woo Kwok-hing	Level 1: Talk to any teachers or English Ambassadors	
	S:	Mr/Ms _____, have you been following Chief Executive elections?
	T:	Of course. How about you? Can you name one candidate running for Chief Executive?
	S:	Yes, I know that Mr/Ms _____ is running for CE.
	Level 2: Talk to English teachers	
	S:	Hello Mr/Ms _____, How are you today?
	T:	I'm <u>fine</u> (?). Who would you want to win the Chief Executive election and why?
	S:	I would want _____ to win because he/she is _____.
	Level 3: Talk to NETs	
	S:	Hi Mr/Ms _____, Are you following the Chief Executive race?
	T:	Yes I am. Do you like any of the CE candidates?
	S:	Yes/no because _____.
	T:	If you could <i>nominate</i> anyone in Hong Kong to be a <i>candidate</i> in the Chief Executive race, who would you choose and why?
	S:	Well, I think _____ would be a good <i>candidate</i> for Chief Executive because _____.
①	②	③
English Ambassador / any Teacher	English teacher	NET

## Benefits of flipped channel

- Flipped learning
- Students can examine things in their own way
- Adapt to different teaching styles
- Enhance students' motivation

**The End**